

Elastic anomalies in $\text{HoNi}_2\text{B}_2\text{C}$ single crystals

V.D. Fil¹, A. Knigavko², A.N. Zholobenko¹, S.-I. Lee³.

¹*B.Verkin Institute for Low Temperature Physics and Engineering,*

National Academy of Sciences of Ukraine, pr. Lenina 47, Kharkiv 61103, Ukraine

²*Department of Physics and Astronomy, McMaster University, Hamilton, ON, L8S 4M1, Canada*

³*National Creative Research Initiative Center for Superconductivity and Department of Physics, Pohang University of Science and Technology, Pohang 790-784, Republic of Korea*

We have measured temperature and magnetic field dependencies of the sound velocities and the sound attenuation in $\text{HoNi}_2\text{B}_2\text{C}$ single crystals. The main result is a huge softening of the velocity of C_{66} mode due to a cooperative Jahn-Teller effect, resulting in a tetragonal-orthorhombic structural phase transition. Anomalies in the behavior of the C_{66} mode through various magnetic phase transitions permit us to revise the low temperature H-T phase diagrams of this compound.

PACS numbers:

Holmium borocarbide $\text{HoNi}_2\text{B}_2\text{C}$ is one of the most interesting members of the rare earth borocarbide family. The list of phenomena that have been found in this compound at low temperatures contains many of mainstream research issues of solid state physics. Among them are coexistence of superconductivity and magnetism, occurrence of multiple magnetic phases, including incommensurate spiral structures, and reentrant superconductivity (see [1] for a comprehensive review). In this paper we uncover one more facet of complexity of $\text{HoNi}_2\text{B}_2\text{C}$: the presence of strong Jahn-Teller interactions.

Over the past decade almost all available arsenal of experimental tools has been used in the studies of the borocarbides. However it seems that ultrasound methods did not receive the proper attention, and as a result the acoustic properties of these compounds are mostly "terra incognita" at present. In this work we have performed acoustic investigation of $\text{HoNi}_2\text{B}_2\text{C}$ single crystals and obtained valuable data that are complementary to the known results. In particular, we have discovered considerable softening of C_{66} elastic modulus that starts at temperatures as high as 100K. This is indicative of the strong Jahn-Teller interaction present in this compound. This interaction is the driving force of the tetragonal-orthorhombic structural phase transition [2]. The phase transformations in the magnetic subsystem of $\text{HoNi}_2\text{B}_2\text{C}$ are accompanied by elastic anomalies which are the most pronounced for the C_{66} mode. By analyzing these features we were able to construct the H-T phase diagrams that added a few details to the existing phase diagrams (see for example [3]).

Single crystals of $\text{HoNi}_2\text{B}_2\text{C}$ were produced using the method described in [4]. Samples had the shape of plates with thickness of about 0.2 mm and the c axis oriented perpendicular to the surface of the plate. The technique of working with submillimeter samples and the method of phase measurements were presented in [5]. The characteristic feature of the latter is the use of an electronically controlled phase shifter with a dynamical range that is practically unlimited. This, along with the use of digital

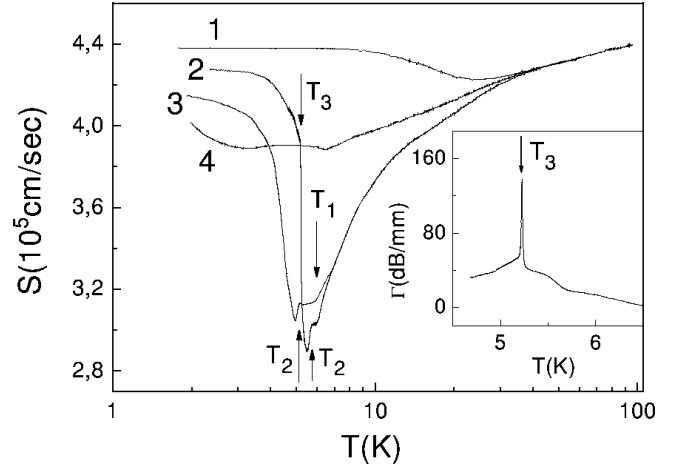


FIG. 1: Temperature dependence of the velocity of C_{66} mode for 1) $H(4T) \parallel [110]$, 2) $H = 0$, 3) $H(4T) \parallel [001]$ and 4) $H(4T) \parallel [100]$. The scale on the horizontal axis is logarithmic. Insert: the attenuation of C_{66} mode for $H = 0$.

a phase meter device, allows to keep a very high resolution for any changes in the sound velocity however big they can be.

Although we have studied the behavior of all pure modes, below we limit presentation to the case of the most informative C_{66} mode. Shown in Fig. 1 are the temperature dependences of the sound velocity, S , of the C_{66} mode in the external magnetic field $H = 4T$ oriented along main crystal directions, as well for $H = 0$. A softening of the sound velocity starts showing up at temperatures of about 100K, long before the first signs of the magnetic ordering appear at temperatures of about 10K[2]. At $T_{cr} = 5.3K$ there is jump like return to a stiffer state.

A wide temperature interval in which a softening of elastic constants takes place is the fingerprint of the Jahn-Teller interaction [6]. The elastic constant of the lattice itself (background elastic constant) increase very slowly with decreasing temperature. Much stronger temperature dependence comes from partially filled inner

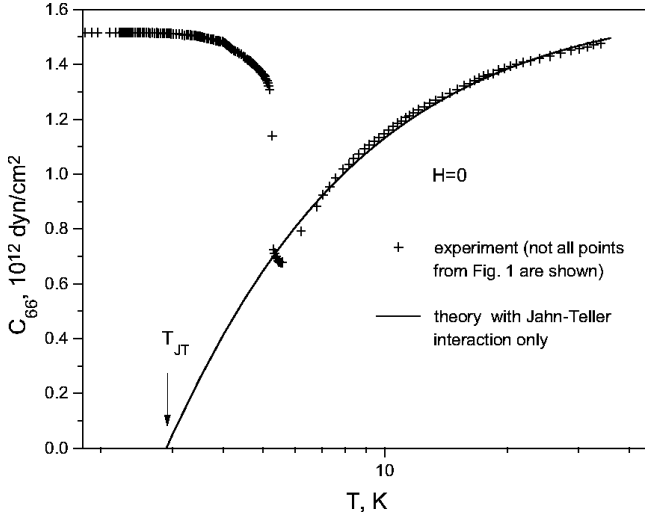


FIG. 2: Temperature dependence of C_{66} elastic modulus for $H = 0$. Crosses are the experimental points, solid line is the theoretical result with one fitting parameter in the paramagnetic region. The scale on the horizontal axis is logarithmic.

electronic shells of rare earth ions. For $\text{HoNi}_2\text{B}_2\text{C}$ the crystal field splitting of the lowest J-multiplet of 3^+Ho ion is about 200K [7], which explains why we do not see the pure background elasticity even at the highest temperatures used in our experiments (about 100K). The localized electronic degrees of freedom are coupled to an extended degrees of freedom associated with the lattice. We have calculated temperature behavior of C_{66} for $\text{HoNi}_2\text{B}_2\text{C}$ using the magnetic-ion-lattice interaction of the form $V_{JT} = -g\varepsilon_6 O_2^{-2}$, where $\varepsilon_6 \equiv \varepsilon_{xy}$ is the relevant component of the strain tensor and O_2^{-2} is the lowest order electronic quadrupole operator to which this strain couples by symmetry. The crystal field Hamiltonian was used with the set of parameters given by Gasser *et al* [7]. The unknown coupling constant g was determined from a fitting procedure in the temperature range where the system is paramagnetic. In Fig. 2 we show the best fit (solid line), which corresponds to $g = 0.11$ meV/ion, along with experimental points (crosses) for $H = 0$. The agreement is quite good. The steep increase of C_{66} at $T_{cr} = 5.3\text{K}$ is due to interactions with magnetic degrees of freedom [8], which we do not attempt to account for in this work.

The next our conclusion is that Jahn-Teller interaction is in fact quite strong. If there were no other interactions in the system the crystal lattice would become unstable at about $T_{JT} \simeq 3\text{K}$ as indicated by vanishing of the calculated C_{66} (see Fig. 2). Therefore, the Jahn-Teller interaction is the driving force of the structural phase transition from tetragonal to orthorhombic phase that most probably takes place simultaneously with stabilization of collinear antiferromagnetic ordering at $T_{cr} = 5.3\text{K}$. Orthorhombic distortions of the crystal lattice have been observed previously at about 2K [2] and were associated

with the magnetostriction.

Neither the sound velocity nor the sound attenuation, Γ , develop any visible anomalies at the superconducting phase transition ($T_c \simeq 8\text{K}$ [1]) in our experiments. At the same time magnetic phase transformations can be detected quite easily in the behavior of the C_{66} mode. The typical shapes of the anomalies in the sound velocity and the sound attenuation are clearly seen in Fig. 1. The characteristic features are different for different phase transformations. For the sound velocity there is a change in the slope (jump in the derivative) at temperatures T_1 , while at T_2 there is a jump-like decrease and at T_3 there is a jump-like increase. Note that here and below the index i in T_i and H_i refers to a particular branch on the $H - T$ phase diagram (see Fig. 3). Usually, these kinds of anomalies in the sound velocity are accompanied by an increase of the sound attenuation, which can be quite big in some cases, for example at T_3 (see the insert in Fig. 1). In principle, by the type of anomaly one can judge about the nature of the corresponding phase transformation. For instance, the change in slope of the sound velocity at T_1 corresponds to a second order phase transition of the improper segnetoelastic type. Leaving such an analysis for a future publication we present in Fig. 3 the obtained $H - T$ phase diagrams for $H||[110]$ (panel a) and $H||[100]$ (panel b).

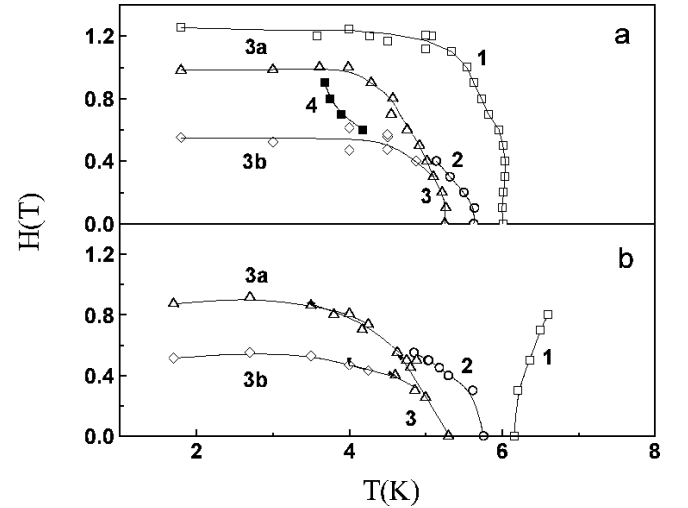


FIG. 3: Phase $H - T$ diagrams for a) $H||[110]$ and b) $H||[100]$.

Let us discuss the case $H||[100]$ (see Fig. 3b) in more detail. At $H = 0$ the temperatures of magnetic phase transitions practically coincide with those found in the literature [1]. The location of the line 1 is close to that from the other published data as well. The line 3 represents the position of a jump-like increase of the sound velocity, which is steep at $H = 0$ but smears considerably as H grows. The attenuation always goes through a maximum on the line 3 (see insert on Fig. 1). At $H \simeq 0.4T$ the line 3 splits forming a critical point. Shown in Fig.

4a are the $S(T)$ and $\Gamma(T)$ curves at $H = 0.45T$ when the splitting of the line 3 is obvious. In the literature the line 3b is associated with the boundary of commensurate antiferromagnetic phase. Both the line 3a and the line 3b represent an increase of the sound velocity in the form of a smeared step. They are possibly better detected as peaks in the attenuation (see Fig. 4a, left vertical axis). Although it is in principle possible that the lines 3b and 3b stay separate from each other as magnetic field decreases all the way down to zero, but we were not able to observe any indications of such behavior. The line 3 is not split as $H \rightarrow 0$ within the accuracy of our experiments.

The anomaly represented by the line 2 is the step-like decrease of the sound velocity. At $H||[100]$ the line 2 approaches the line 3a as field increases, but disappears further on. Over some range of magnetic fields the line 2 coexists with the lines 3a and 3b (see Fig. 3b). This is demonstrated in Fig 4a where all three peaks in the attenuation Γ are clearly distinguishable. The simultaneous presence of all these three anomalies can also be observed on an appropriate vertical cut of the $H-T$ plane in Fig. 3b. The magnetic field dependence of S and Γ at $T = 5K$, shown in Fig 5, confirms the coexistence of lines 2, 3a and 3b unambiguously.

In general, a similar systematics holds true for $H||[110]$ as well (see Fig. 3a). However, in the fields larger than the value at which the lines 2 and 3a merge one can see a new feature on $S(T)$ and $\Gamma(T)$ curves (look up T_4 in Fig. 4b). This suggests the existence of one more line, the line 4 in Fig. 3a, which could in fact be a continuation of the line 2.

For $H||[001]$ the $H-T$ phase diagram essentially coincides with the one published in the literature [1]. We do not present it again in this paper, but comment that in high fields the line 3 is possibly split as well. Indeed, in Fig. 4c corresponding to the value of field as high as 4T we can readily define T_{3a} and T_{3b} on the attenuation temperature dependence curve, $\Gamma(T)$.

In summary, we demonstrated the presence of a Jahn–Teller interaction in $HoNi_2B_2C$ which is sufficiently strong to drive the high temperature tetragonal crystal structure unstable (cooperative Jahn–Teller effect). However the way in which the actual structural phase transition occur is influenced by the magnetic interactions. The details of $H-T$ phase diagram were clarified. We presented evidences in favor of the existence of critical points where several phase transition lines merge or maybe intersect.

This study was supported in part by CRDF Foundation (Grant UP1-2566-KN-03). The work of AK was supported by the Natural Science and Engineering Research Council of Canada (NSERC) and the Canadian Institute for Advanced Research (CIAR).

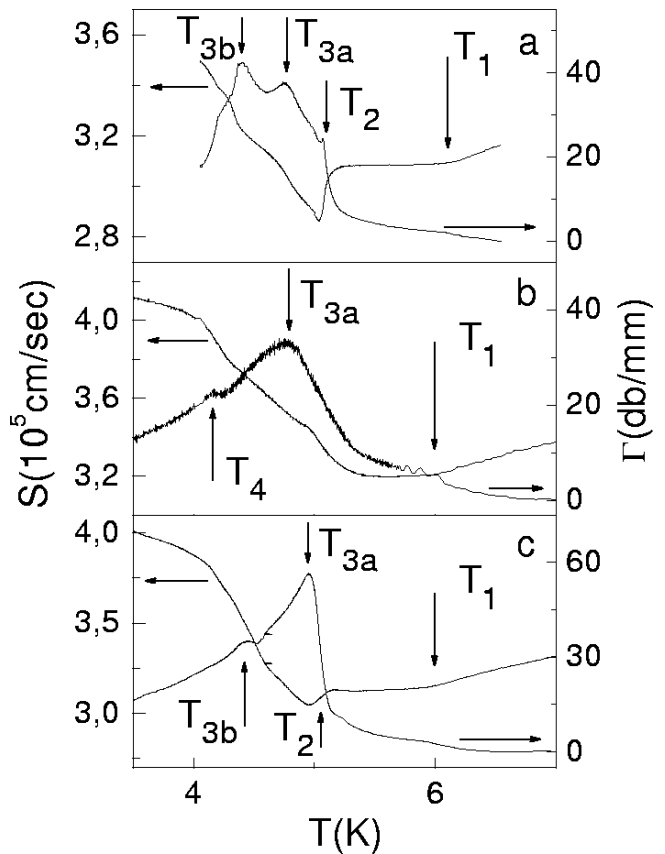


FIG. 4: Temperature dependence of the velocity and the attenuation of C_{66} mode for a) $H(0.45T)||[100]$, b) $H(0.6T)||[110]$ and c) $H(4T)||[001]$.

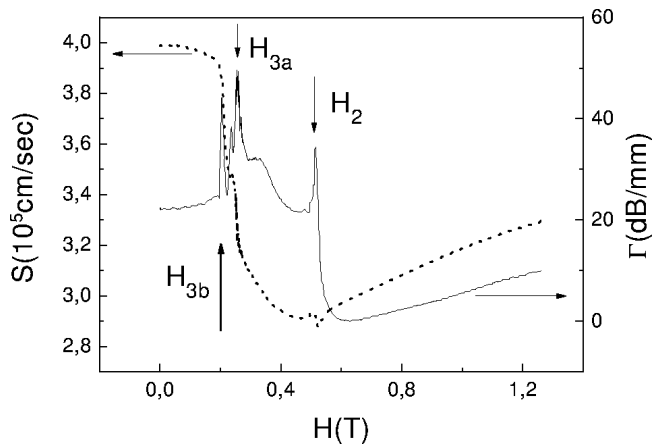


FIG. 5: Magnetic field dependence of the velocity and the attenuation of C_{66} mode at $T = 5K$ for $H||[100]$.

-
- [1] K.H. Muller, G. Fuchs, S.L. Drechsler, V.N. Narozhnyi, “Magnetic and superconducting properties of rare earth borocarbides of the type RNi_2B_2C ” in Handbook of Magnetic Materials, K.H.J. Bushov (Ed.), **14**, ch. 3 (2002).
 - [2] A. Kreyssig, M. Loewenhaupt, J. Freudenberger, K.H.

- Muller, C. Ritter, J. of Appl. Phys. **85**, 6058, (1999).
- [3] T. Park, M. Salamon, E.M. Choi, H.J. Kim, and S.-I. Lee, cond-mat/0307041.
 - [4] M.O. Mun, S.I. Lee, W.C. Lee, P.C. Canfield, B.K. Cho, D.C. Jonston, Phys. Rev. Lett. **76**, 2790, (1996).
 - [5] E.A. Masalitin, V.D. Fil, K.R. Zhekov, A.N. Zholobenko, T.V. Ignatova, S.-I. Lee, Low Temp. Phys. **29**, 72, (2003) [cond-mat/0301183].
 - [6] M.E. Mullen, B. Luthi, P.S. Wang, E. Bucher, L.D. Longinotti, J.P. Maita, and H.R. Ott, Phys. Rev. **B10**, 186 (1974).
 - [7] U. Gasser, P. Allenspach, F. Fauth, W. Henggeler, J. Mesot, A. Furrer, S. Rosenkranz, P. Vorderwisch, and M. Buchgeister, Z. Phys. **B101**, 345 (1996).
 - [8] G.A. Gehring and K.A. Gehring, Rep. Prog. Phys. **38**, 1 (1975).