

Incommensurate magnetic ordering in $\text{Cu}_2\text{Te}_2\text{O}_5\text{X}_2$ ($\text{X}=\text{Cl}, \text{Br}$) studied by neutron diffraction

O. Zaharko,* A. Daoud-Aladine, S. Streule, A. Furrer, J. Mesot
Laboratory for Neutron Scattering, ETHZ & PSI, CH-5232 Villigen, Switzerland

H. Berger
Institut de Physique de la Matière Complexe, EPFL, CH-1015 Lausanne, Switzerland
(Dated: November 3, 2019)

We present for the first time results of neutron powder and single crystal diffraction studies of the coupled spin tetrahedra systems $\text{Cu}_2\text{Te}_2\text{O}_5\text{X}_2$ ($\text{X}=\text{Cl}, \text{Br}$). In $\text{Cu}_2\text{Te}_2\text{O}_5\text{Cl}_2$ the antiferromagnetic ordering sets in below $T_N=18$ K, associated with an incommensurate wave vector $\mathbf{k} \approx [0.15, 0.42, \frac{1}{2}]$. Simple collinear antiferromagnetic or ferromagnetic arrangements within Cu^{2+} tetrahedra do not fit these observations. Based on the quality of the fit and physical constraints complex helical models with the moment value of $0.80(4)\mu_B/\text{Cu}^{2+}$ at 4 K emerge. A reason of such a complex ground state might be the geometrical frustration of the spins due to similar in strength intra-tetrahedral couplings and important inter-tetrahedral couplings. Neutron powder diffraction of $\text{Cu}_2\text{Te}_2\text{O}_5\text{Br}_2$ at 1.5 K reveals antiferromagnetic ordering associated with an incommensurate wave vector $\mathbf{k} \approx [0.16, 0.35, \frac{1}{2}]$. Assuming the same magnetic structure as for the Cl-compound, the magnetic moment is strongly reduced to $0.51(5)\mu_B/\text{Cu}^{2+}$ at 1.5 K.

PACS numbers: 75.10.Jm, 75.30.-m, 61.12.Ld

Recently much experimental and theoretical efforts have been invested to understand low-dimensional quantum spin systems.^{1,2,3,4} Reduced dimensionality and frustration in such systems lead to new interesting ground states and spin dynamics. It is known, for example, that one-dimensional (1D) dimerized or frustrated spin chains have a gapped singlet ground state. In two-dimensional (2D) spin systems, which include the cuprate high-temperature superconductors, strong renormalization of the spin excitations due to quantum fluctuations have been reported.^{5,6}

The copper tellurates $\text{Cu}_2\text{Te}_2\text{O}_5\text{X}_2$ ($\text{X}=\text{Cl}, \text{Br}$)⁷ belong to a new family of such compounds. They contain tetrahedral clusters of $S=\frac{1}{2}$ Cu^{2+} spins aligned in tubes along the c direction and separated by lone pair cations in the ab plane. Therefore, these systems are ideal to study the interplay between the built-in frustration within tetrahedra and magnetic coupling between them. Both compounds crystallize in the noncentrosymmetric tetragonal $P\bar{4}$ space group. The four Cu^{2+} ions occupy one Wyckoff position 4(h). The ions located at z and $-z$ ($\text{Cu1}(x, y, z)$, $\text{Cu2}(1-x, 1-y, z)$, $\text{Cu3}(y, 1-x, -z)$ and $\text{Cu4}(1-y, x, -z)$ with coordinates $x \approx 0.730$, $y \approx 0.453$, $z \approx 0.158$) form a distorted tetrahedron with two longer (Cu1-Cu2 , Cu3-Cu4) and four shorter distances. The magnetic susceptibility for both compounds shows a broad maximum around 20 K – 30 K and a strong reduction at low temperatures,⁷ typical for spin gap systems. The susceptibility has been fitted in the limit of isolated tetrahedra resulting in the same strength of the two intra-tetrahedral couplings equal to 38.5 K and 43 K for $\text{X}=\text{Cl}$ and Br , respectively. Further magnetic susceptibility and specific heat measurements⁸ have indicated an onset of antiferromagnetic (AF) order in the Cl-compound at $T_N=18.2$ K revealing substantial inter-

tetrahedral couplings. Interestingly, the magnetic susceptibility is almost isotropic for the three $[100]$, $[010]$ and $[001]$ crystal directions and thermal conductivity studies suggest strong spin-lattice coupling near T_N .⁹ For the Br-compound an unusual phase transition involving low-energy longitudinal magnetic modes around 11.4 K has been reported from Raman scattering.⁸ It remains to be settled whether this transition is related to an onset of magnetic order.

Raman light scattering experiments^{10,11} in $\text{Cu}_2\text{Te}_2\text{O}_5\text{X}_2$ compounds have been analyzed within a model of dimerized tetrahedra, where two pairs of ions Cu1-Cu2 and Cu3-Cu4 can be distinguished. These models resulted in exchange constants $J_1=47.5$ K and $J_2/J_1=0.7$ for the Br-, and $J_1=40.7$ K and $J_2/J_1=1$ for the Cl-system, J_1 and J_2 being defined by the spin Hamiltonian

$$H = J_1(\mathbf{S}_1 \cdot \mathbf{S}_3 + \mathbf{S}_1 \cdot \mathbf{S}_4 + \mathbf{S}_2 \cdot \mathbf{S}_3 + \mathbf{S}_2 \cdot \mathbf{S}_4) + J_2(\mathbf{S}_1 \cdot \mathbf{S}_2 + \mathbf{S}_3 \cdot \mathbf{S}_4). \quad (1)$$

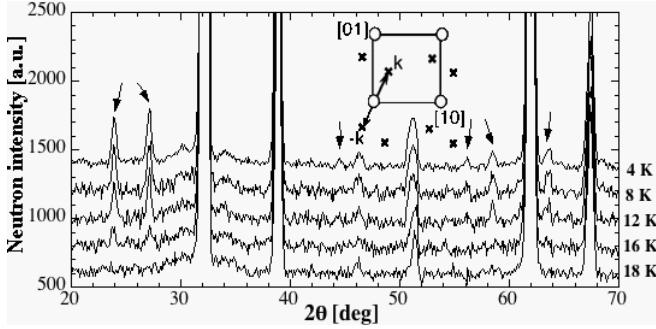
Since many issues from the experimental and theoretical^{12,13,14,15,16} point of views remain open, neutron elastic and inelastic scattering would provide crucial information on both the magnetic ground state and the spin dynamics of these interesting systems. We report here for the first time results of neutron diffraction experiments on powder and single crystal of $\text{Cu}_2\text{Te}_2\text{O}_5\text{Cl}_2$ and powder of $\text{Cu}_2\text{Te}_2\text{O}_5\text{Br}_2$. It is found that both systems exhibit a long-range incommensurate magnetic order.

High-quality powders of $\text{Cu}_2\text{Te}_2\text{O}_5\text{X}_2$ and a single crystal of $\text{Cu}_2\text{Te}_2\text{O}_5\text{Cl}_2$ have been prepared by the halogen vapor transport technique, using TeX_4 and X_2 as transport agents. All neutron diffraction studies have been performed at SINQ, Switzerland. Neutron

powder diffraction (NPD) patterns have been collected at the DMC instrument with a neutron wavelength of $\lambda=4.2$ Å (Cl) and $\lambda=2.6$ Å (Br) in the 1.5 K - 30 K temperature range. The neutron single crystal diffraction (NSCD) experiment on a crystal of dimensions 3 mm x 2.5 mm x 15 mm has been performed at the single crystal diffractometer TriCS with a neutron wavelength of $\lambda=1.18$ Å using a ^3He area detector. For the quantitative analysis two sets of reflections have been used: nuclear reflections at 30 K and magnetic satellites at 12 K (22 independent reflections).

In the NPD patterns of $\text{Cu}_2\text{Te}_2\text{O}_5\text{Cl}_2$ below $T_N=18$ K

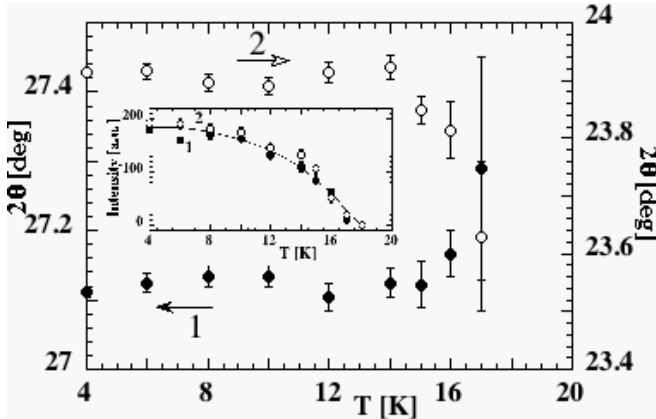
FIG. 1: Neutron powder diffraction patterns of $\text{Cu}_2\text{Te}_2\text{O}_5\text{Cl}_2$ in the 4 K- 18 K temperature interval. Inset: hk-projection of the reciprocal space of the single crystal.



magnetic peaks appeared (Fig. 1), which cannot be indexed as simple multiples of the crystallographic reciprocal lattice implying that the magnetic structure is incommensurate (ICM). From the NSCD experiment the wave vector $\mathbf{k} \approx [0.15, 0.42, \frac{1}{2}]$ could be identified, the magnetic peaks occurred as pairs of \mathbf{k} and $-\mathbf{k}$ satellites around each main reflection, see Fig. 1 inset.¹⁷

The temperature evolution of the two strongest mag-

FIG. 2: Temperature evolution of the position of two magnetic peaks 1: $(0.15, 0.42, \frac{1}{2})$ and 2: $(-0.15, 0.58, \frac{1}{2})$ of $\text{Cu}_2\text{Te}_2\text{O}_5\text{Cl}_2$ from neutron powder diffraction. Inset: fit of the integrated intensity to the Brillouin $S=\frac{1}{2}$ function.



netic peaks $(0.15, 0.42, \frac{1}{2})$ and $(-0.15, 0.58, \frac{1}{2})$ in the NPD patterns is presented in Fig. 2. While their intensity is almost equal and evolves proportionally to the square of the Brillouin function, the positions of both peaks vary in opposite directions just below T_N (17 K - 15 K) and stay almost constant and strictly incommensurate at lower temperatures. The width of the magnetic peaks is resolution-limited, indicating the long-range nature of the magnetic order.

In a next step we refined the crystal structure from the 30 K NPD pattern (see Table I).¹⁸ The lattice contraction between 30 K and 223 K⁷ is significant and anisotropic: shrinking in the ab plane is stronger than along c . Below T_N the lattice constants change very little. No splitting or broadening of Bragg peaks has been observed, which would hint an accompanying structural transition.

A model for the magnetic structure has been developed from the combined difference 4 K - 30 K NPD pattern and the 12 K NSCD data. Since the Cu^{2+} ions occupy the general 4(h) Wyckoff site, accidental extinctions due to vanishing geometrical structure factor of a special site are absent. Furthermore, no extinctions occur due to collinearity of the magnetic moment and scattering vector. The only symmetry constraint is the presence of the commensurate $k_z = \frac{1}{2}$ component leading to a 180 deg rotated arrangement of spins in tetrahedra related by $[001]$ anti-translation.

As a first approach and due to the limited number of observations, we tried to keep the number of independent parameters as low as possible. It is worth noting that simple antiferromagnetic or ferromagnetic arrangements would not fit the observed ICM wave vector. This immediately excludes the simple AF spin configuration, proposed by J. Jensen et al.¹¹ The incommensurability implies that the magnetic structure can be amplitude modulated, a helix or a cycloid.

The amplitude modulation leads to a variation of the magnetic moment value from ion to ion. The moment of the j th ion of the l th unit cell is described by the law

$$\mathbf{S}_{jl} = \mathbf{A}_j \cos(\mathbf{k} \cdot \mathbf{r}_l + \phi_j) \quad (2)$$

where \mathbf{A}_j is the amplitude of the modulation, \mathbf{k} - the propagation vector, \mathbf{r}_l - the vector defining the origin of the l th unit cell, and ϕ_j - the phase of the modulation. For such models we obtained an unreasonably high moment ($>1 \mu_B/\text{ion}$) at the wave maximum.

For a helix or cycloidal magnetic structure

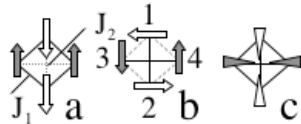
$$\mathbf{S}_{jl} = \mathbf{A}_j \cos(\mathbf{k} \cdot \mathbf{r}_l + \phi_j) + i\mathbf{B}_j \sin(\mathbf{k} \cdot \mathbf{r}_l + \phi_j) \quad (3)$$

where \mathbf{A}_j and \mathbf{B}_j are perpendicular vectors defining the magnitude and direction of the major and minor axis of the elliptical envelope of the modulation. We fixed the moment for all four independent Cu^{2+} ions to the same value and a circular envelope ($A_j = B_j$) was assumed. Both simplifying assumptions should be verified in future experiments.

In the following we present a number of models with different relative strength of the J_1, J_2 intra-tetrahedral couplings assuming the AF exchange¹⁹ and weak anisotropy.

(i) For $J_1 > J_2$, the tetrahedra can be approximated by

FIG. 3: The possible cases of relative strength of the J_1 and J_2 couplings marked by the line thickness. Arrows denote possible motives of the spin arrangement: a) $J_1 > J_2$, b) $J_1 \ll J_2$, c) $J_1 = J_2$.



planar plaquettes with a simple non-frustrated collinear arrangement (Fig. 3a) and $S_{tet}=0$. ICM models with various easy axes of such plaquettes turned out to be unsuccessful.

(ii) For $J_1 \ll J_2$, the AF exchange would result in the formation of dimers, i.e. the Cu1-Cu2, Cu3-Cu4 pairs with antiparallel spin alignment and $S_{pair}=0$ (Fig. 3b). We tested (also not successfully) various easy directions of these pairs.

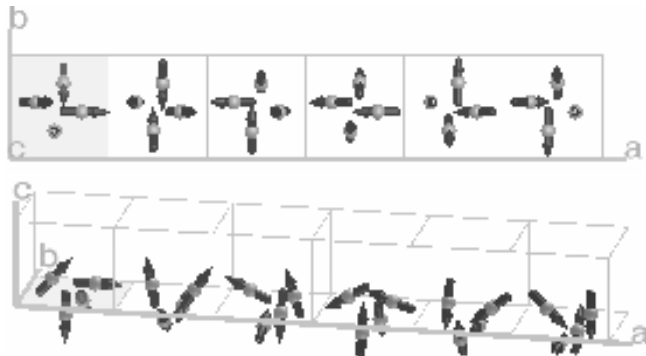
(iii) For $J_1 = J_2$, a tetramer with $S_{tet}=0$ will form. The four spins would cant relative to each other, pointing either to the inside (Fig. 3c) or to the outside of the tetrahedron. ICM models with a single canting angle for a tetrahedron changing with the propagation vector did not work.

The failure of the above discussed models suggests that the inter-tetrahedral couplings are very important and might be of the same strength as the intra-tetrahedral ones. Therefore, in a last step, we allowed different canting angles within a pair and between the pairs.

(iv) Model I (Fig. 4) corresponds to a situation when the canting angle within a pair is kept constant and the canting angle between the pairs varies with the propagation vector, it fits our data best.

(v) Model II (Fig. 5) describes a case when the canting

FIG. 4: Model I with the spin tetrahedra at $-z$ and z : (a) the xy -projection and (b) the 3D view.

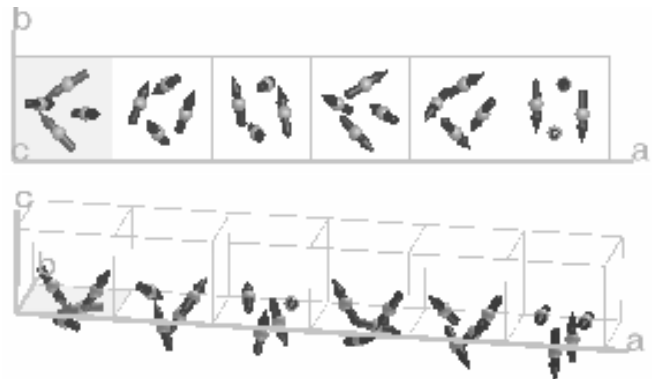


angles within a pair and between a pair are different and both change with the propagation vector.

We present now these two models more in detail. For model I the refined moment value of the Cu^{2+} ions is $0.80(4)\mu_B/\text{ion}$ at 4 K, and reduces to $0.64(4)\mu_B$ at 12 K. The canting angle within the Cu1-Cu2 pair is $\alpha=48$ deg, within the Cu3-Cu4 pair it is $180-\alpha=132$ deg. The spin rotation of each pair can be described by two cycloids, evolving in the xz and yz planes. If we choose the phase factor ϕ_1 such that the Cu1 spin in the 0-cell is along x , then the Cu2 spin tilts by 48 deg in the xz -plane from the x -axis, the Cu3 spin is along $-z$, and Cu4 tilts by 132 deg in the yz -plane from $-z$ (see Fig. 4 and Table I). However, this choice of the phase factors is arbitrary. The canting angles between pairs cannot be uniquely determined from a diffraction experiment. The total moment of the tetrahedra varies in an incommensurate fashion, while the total moment of each pair stays constant, it is $1.464 \mu_B/\text{pair}$ for Cu1-Cu2 and $0.654 \mu_B/\text{pair}$ for Cu3-Cu4 at 4 K. The magnetic reliability factors R_M are 16.4% for the powder and 21.9% for the single crystal data.

For model II the same moment value of the Cu^{2+} ions

FIG. 5: Model II, the same presentation as in Fig. 4.



as for model I is obtained. The spin arrangement is described by two cycloids rotating in xyz (see Fig. 5 and Table I). Neither the total magnetic moment of the tetrahedra nor the total moment of the pairs are preserved. The magnetic reliability factors R_M are 19.6% and 23.4% for powder and single crystal data, respectively.

Despite the remaining ambiguities, we are confident that both proposed models capture the relevant features of the magnetic structure of $\text{Cu}_2\text{Te}_2\text{O}_5\text{Cl}_2$. They imply that neither dimers nor tetramers form, but that the geometrical frustration within the tetrahedra and the significant inter-tetrahedral couplings are the dominant factors determining the magnetic ground state. Both models are in accord with almost isotropic magnetic susceptibility.⁹ The models support the coexistence of the AF and 90-deg couplings as proposed from Raman experiments.¹¹ The AF coupling arises from the Cu-O-Cu superexchange, while the 90-deg coupling (well seen in Figs. 4a, 5a)

TABLE I: The crystallographic and magnetic information obtained from present neutron diffraction study of $\text{Cu}_2\text{Te}_2\text{O}_5\text{X}_2$, (X=Cl, Br). Relevant parameters from the 223 K x-ray study⁷ are also presented.

$\text{Cu}_2\text{Te}_2\text{O}_5\text{Cl}_2$			$\text{Cu}_2\text{Te}_2\text{O}_5\text{Br}_2$		
a, c lattice constants, Å					
$T_1 = 223$ K	7.6209(3),	6.3200(4)	223 K	7.8355(2),	6.3785(2)
$T_2 = 30$ K	7.5913(9),	6.3158(8)	20 K	7.7799(6),	6.3676(9)
$T_3 = 4$ K	7.5837(7),	6.3093(7)	1.5 K	7.7728(5),	6.3699(8)
$\Delta a/a, \Delta c/c \times 10^{-3}$ for $(T_1 - T_2)/T_2$					
3.6, 0.7			7.1, 1.7		
k_x, k_y of the magnetic wave vector					
4 K	0.1505(8),	0.4220(2)	1.5 K	0.158(2),	0.3540(9)
magnetic moment for model I, μ_B/Cu^{2+}					
4 K, 12 K	0.80(4),	0.64(4)	1.5 K	0.51(5)	
A and B components from Eq. 3					
model I			model II		
Cu1	x	-z		xz	-y
Cu2	xz	x-z		x-z	-y
Cu3	-z	-y		-xy	z
Cu4	-yz	yz		-x-y	z

may reveal the importance of the Dzyaloshinskii-Moriya anisotropy term.

We performed also a preliminary NPD study of the $\text{Cu}_2\text{Te}_2\text{O}_5\text{Br}_2$ compound at 20 K and 1.5 K. The results (see Table I) reveal a magnetic order at 1.5 K. The topology of magnetic peaks is similar to that ob-

served in $\text{Cu}_2\text{Te}_2\text{O}_5\text{Cl}_2$ corresponding to the wave vector $\mathbf{k} = [0.158(2), 0.3540(9), \frac{1}{2}]$. Assuming the same magnetic structure as for the Cl-compound, the magnetic moment is $0.51(5)\mu_B/\text{Cu}^{2+}$ at base temperature. This reduced value may indicate that the Br-compound is closer to the quantum critical point than the Cl-analogue.^{8,9,10}

We conclude that our neutron powder and single crystal diffraction experiment confirmed the long-range magnetic ordering in $\text{Cu}_2\text{Te}_2\text{O}_5\text{Cl}_2$ below T_N . The magnetic order is associated with the wave vector $\mathbf{k} \approx [0.15, 0.42, \frac{1}{2}]$. The proposed models imply canting of the spins within the tetrahedra. We found that similar incommensurate long-range magnetic order occurs also in $\text{Cu}_2\text{Te}_2\text{O}_5\text{Br}_2$. The magnetic moment is reduced compared to the Cl-compound presumably due to stronger quantum effects. To uniquely identify the magnetic structure we plan to perform further neutron scattering experiments. New theoretical studies are also needed to explain the interplay between spin frustration and quantum fluctuations in these systems.

The work was performed on DMC and TriCS instruments at SINQ, Paul Scherrer Institute, Villigen, Switzerland. We thank Drs. M. Prester, H. Ronnow and Prof. F. Mila for fruitful discussions and Dr. L. Keller for assistance during the DMC experiment. The sample preparation was supported by the NCCR research pool MaNEP of the Swiss NSF.

* e-mail: Oksana.Zaharko@psi.ch

- ¹ S. T. Bramwell, and M. J. P. Gingras, *Science* **294**, 1495 (2001).
- ² S. - H. Lee *et al.*, *Nature* **418**, 856 (2002).
- ³ M. Hase, I. Terasaki, and K. Uchinokura, *Phys. Rev. Lett.* **70**, 3651 (1993).
- ⁴ H. Kageyama *et al.*, *Phys. Rev. Lett.* **84**, 5876 (2000).
- ⁵ S. M. Hayden *et al.*, *Phys. Rev. Lett.* **67**, 3622 (1991).
- ⁶ H. M. Ronnow *et al.*, *Phys. Rev. Lett.* **87**, 37202 (2001).
- ⁷ M. Johansson *et al.*, *Chem. Mater.* **12**, 2853 (2000).
- ⁸ P. Lemmens *et al.*, *Phys. Rev. Lett.* **87**, 227201 (2001).
- ⁹ M. Prester, *et al.*, *Phys. Rev. B* **69**, 180401 (2004).
- ¹⁰ C. Gros *et al.*, *Phys. Rev. B* **67**, 174405 (2003).
- ¹¹ J. Jensen, P. Lemmens, and C. Gros, *Europhys. Lett.* **64**, 689 (2003).
- ¹² W. Brenig, and K. W. Becker, *Phys. Rev. B* **64**, 214413 (2001).
- ¹³ W. Brenig, *Phys. Rev. B* **67**, 64402 (2003).
- ¹⁴ R. Valenti *et al.*, *Phys. Rev. B* **67**, 245110 (2003).
- ¹⁵ K. Totsuka, and H. - J. Mikeska, *Phys. Rev. B* **66**, 54435 (2002).
- ¹⁶ V. N. Kotov *et al.*, *cond-mat/0404674* (2004).
- ¹⁷ For the space group $P\bar{4}$ the star of the wave vector $(\alpha, \beta, \frac{1}{2})$ has four arms: $(\alpha, \beta, \frac{1}{2})$, $(-\alpha, -\beta, \frac{1}{2})$, $(\beta, -\alpha, -\frac{1}{2})$,

$(-\beta, \alpha, -\frac{1}{2})$. This can lead to four configuration domains. Inspection of the reciprocal space of the $\text{Cu}_2\text{Te}_2\text{O}_5\text{Cl}_2$ single crystal indicated the presence of one or two (180 deg) magnetic domains with different population, but no 90 deg rotation domains.

- ¹⁸ For all refinements the program Fullprof [J. Rodriguez-Carvajal, *Physica B* **192**, 55 (1993)] has been used.
- ¹⁹ The above used assumption of the AF exchange is based on bulk measurements and band structure calculations. However, the J_1 coupling is generated mainly by the Cu-O-Cu superexchange with the angle Cu-O-Cu being near 110 deg. The path associated with the J_2 coupling is even more complex, possibly the halogen orbitals are involved. We checked, therefore, the models listed bellow assuming FM or partial FM exchange as well. Several models with $J_1 \ll J_2$ fit our experimental observations reasonably well. However, these models required either (a) strong anisotropy of the spin arrangement relative to the crystal axes, (b) different coupling within the two pairs, or (c) change of the sign of the exchange for a pair with the propagation vector. We, therefore, do not consider them as possible candidates.