

Production of a quantum degenerate Bose-Fermi mixture with ^{87}Rb and ^{40}K

J. Goldwin, S. Inouye, M.L. Olsen, B. Newman*, B.D. DePaola† and D.S. Jin‡

*JILA, National Institute of Standards and Technology,
University of Colorado, Boulder, Colorado 80309*

(Dated: May 18, 2004)

A quantum degenerate, dilute gas mixture of bosonic and fermionic atoms was produced using ^{87}Rb and ^{40}K . The onset of degeneracy was confirmed by observing the spatial distribution of the gas after time-of-flight expansion. Further, the magnitude of the interspecies scattering length between the doubly spin polarized states of ^{87}Rb and ^{40}K , $|a_{\text{RbK}}|$, was determined from cross-dimensional thermal relaxation measurements. The uncertainty in this collision measurement is greatly reduced by taking the ratio of interspecies and intraspecies relaxation rates. Our measurement yields $|a_{\text{RbK}}| = (250 \pm 30) a_0$, which is a lower value than what was reported in [1]. Using this value for $|a_{\text{RbK}}|$, current $T = 0$ theory would predict a threshold for mechanical instability that is inconsistent with the experimentally observed collapse [1].

A natural extension to studies of dilute quantum gases is to investigate the properties of a mixture of a degenerate Fermi gas and a Bose-Einstein condensate (BEC). The presence of a BEC can vastly modify the static and dynamic character of a Fermi degenerate gas. Mølmer pointed out that the mixture can phase separate, coexist, or collapse depending on the relative sign and magnitude of the scattering lengths [2]. The spectrum of collective excitations can show rich physics as the interaction between the two gases increases [3]. Also, an effective fermion-fermion attraction arises from the boson-fermion interaction, and this can significantly increase T_c for a phase transition to a BCS-type superfluid [4]. This possible mechanism for Cooper pairing of atoms is intriguing because of the analogy to superconductivity.

To date, quantum degenerate atomic Bose-Fermi mixtures have been realized in the three following combinations: ^6Li (fermion) with ^7Li (boson) [5, 6], ^6Li with ^{23}Na (boson) [7], and ^{40}K (fermion) and ^{87}Rb (boson) [8]. With the last combination, pioneering experiments by the LENS group revealed that the cross scattering length between the Rb and K is large and negative [1, 8, 9, 10]. At high densities, this strong attractive interaction can exceed the Pauli pressure and cause the whole system to become mechanically unstable and collapse [2, 10, 11, 12, 13]. The LENS group has reported observation of such a collapse; they see a sudden loss of K atoms as the number of atoms in the Rb BEC exceeds a threshold value [1].

Here we report the production of a quantum degenerate Bose-Fermi mixture with ^{87}Rb and ^{40}K atoms and a determination of the magnitude of the cross-species scat-

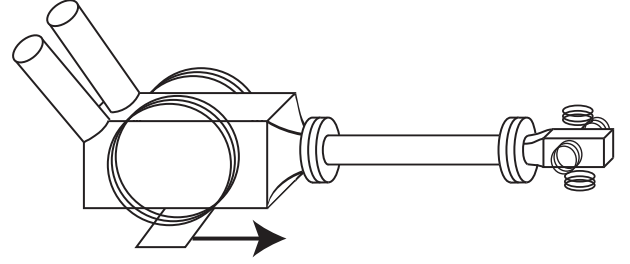


FIG. 1: Schematic of the experimental apparatus. The glass cell on the left (“MOT cell”) is filled with a background vapor of ^{87}Rb and ^{40}K released from alkali-metal dispensers attached to the left end of the cell. The cell on the right (“science cell”) is under ultrahigh vacuum, and small coils surrounding the cell produce a magnetic trap with strong confinement for evaporative cooling. (The figure does not show all the coils.) Atoms are transferred from the MOT cell to the science cell using a moving magnetic trap produced by an anti-Helmholtz coil pair on a translation stage.

tering length. Our experimental apparatus for producing the mixture, which requires only a single magneto-optical trap (MOT) [14], is outlined in Fig. 1. In brief, our vacuum chamber consists of two glass cells – one contains a two-species MOT while the other cell (science cell) is used for evaporative cooling of the mixture. The lifetime for Rb atoms in the magnetic trap, which is limited by collisions with the background gas, is ~ 4 s in the MOT cell and more than 100 s in the science cell. The atoms are transferred between the cells using a moving magnetic trap.

The experimental procedure for creating the mixture is as follows. First, 2×10^9 ^{87}Rb atoms and 1×10^7 ^{40}K atoms are collected in a two-species MOT from the background vapor [15]. These atoms are then transferred into a quadrupole magnetic trap, whose magnetic field gradient along the symmetry axis in the horizontal direction is 99 G/cm. During the last 50 ms of the MOT, the Rb cloud is compressed by reducing the intensity of the hyperfine repumping light. Simultaneously the K cloud is

*Current address: Department of Physics, MIT, Cambridge, Massachusetts 02139, USA

†Permanent address: J. R. Macdonald Laboratory, Department of Physics, Kansas State University, Manhattan, Kansas 66506, USA

‡Quantum Physics Division, National Institute of Standards and Technology.

Doppler-cooled by reducing the detuning of the trapping light to about one natural linewidth (~ 6 MHz). In addition, both Rb and K atoms are optically pumped to their doubly spin polarized states, which are $|F, m_F\rangle = |2, 2\rangle$ for Rb and $|9/2, 9/2\rangle$ for K. Once in the quadrupole magnetic trap, the atoms are transferred to the science cell by physically moving the trapping coils, which are mounted on a motorized translation stage. The observed loss in the phase-space density of the Rb cloud during the 81 cm travel is only a factor of two. In the science cell, the atoms are transferred to an Ioffe-Pritchard-type magnetic trap for the final cooling. Since there is no MOT in the science cell, the cell size can be small (our cell is 1 cm² in cross-section) and we can place coils very close to the atoms to achieve tight confinement with relatively low electric current (~ 27 A). The radial (axial) trapping frequency for Rb is $\nu_{r,\text{Rb}} = 160$ Hz ($\nu_{z,\text{Rb}} = 25$ Hz), and the trapping frequencies for K are $\sqrt{m_{\text{Rb}}/m_{\text{K}}} = 1.47$ times higher, where m_{Rb} (m_{K}) is the mass of Rb (K) atoms.

Simultaneous degeneracy is achieved by rf-induced evaporative cooling of ⁸⁷Rb (boson) and sympathetic cooling of ⁴⁰K (fermion) through thermal contact with the ⁸⁷Rb gas. This scheme circumvents the problem of vanishing elastic cross section for spin polarized fermions at ultracold temperatures [16]. The typical initial number and temperature of the ⁸⁷Rb atoms in the Ioffe-Pritchard trap before evaporation are $N_{\text{Rb}} = 3 \times 10^8$ and $T_{\text{Rb}} = 400$ μ K: with these initial conditions, we produce a nearly pure BEC of 2×10^5 Rb atoms after 40 seconds of evaporation. The initial conditions for ⁴⁰K in the Ioffe-Pritchard trap are not known due to the difficulty in measuring a small optical density cloud with absorption imaging. For sympathetic cooling from 10 μ K to 0.4 μ K, a range where the K cloud can be imaged, we observe less than 10% number loss with typically 1.4×10^5 K atoms.

Quantum degeneracy for the Rb gas is evident in the formation of a Bose-Einstein condensate, which is characterized by the emergence of a bimodal distribution in the absorption images taken after time-of-flight expansion. The fraction of atoms in the BEC is determined by fitting the distribution with the sum of the Thomas-Fermi profile (inverted parabola) for the condensate and the thermal distribution for an ideal Bose gas (Fig. 2(A)). The temperature is determined from the fit to the non-condensed component. For comparison to our data, a theory curve that includes both the effects from finite number and the positive chemical potential due to interactions in the condensate is also shown [17]. The theory and the experiment are in good agreement. These data were taken with $\sim 1 \times 10^4$ K atoms present at the end of evaporation. In comparing data taken with and without K atoms present, no discernible effect of K on the Rb condensate fraction is observed. This is consistent with the low K density ($\sim 3 \times 10^{12}$ cm⁻³), which results in a negligible contribution to the Rb mean field.

The effect of quantum degeneracy on fermions is more

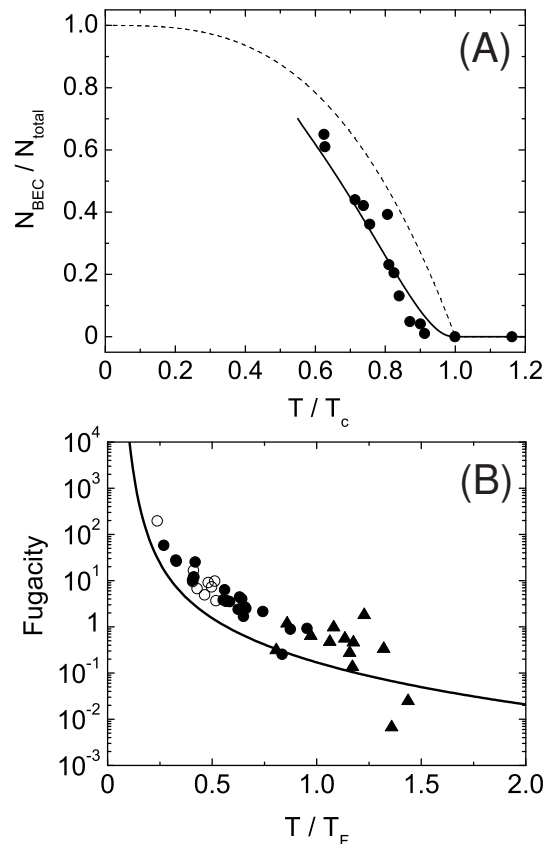


FIG. 2: Quantum degeneracy observed in time-of-flight images. (A) Condensate fraction $N_{\text{BEC}}/N_{\text{total}}$ obtained from 20 ms time-of-flight images of ⁸⁷Rb. The dashed line shows the condensate fraction for an ideal Bose gas in the thermodynamic limit. The solid line includes the effects from finite number of atoms and the positive chemical potential due to interactions in the condensate[17]. The phase transition occurs at 440 nK. (B) Fugacity of the fermionic cloud obtained by fitting the density distribution of K atoms after 5 ms time-of-flight. The fugacity z is equal to the peak phase space density of the gas in the classical limit. The different symbols denote data taken with a Rb BEC present (filled circles), with a Rb thermal cloud present (filled triangles), and without Rb atoms present (open circles). The data is systematically shifted from the theory curve expected for ideal Fermi gas (line). A typical value of T_F at $T/T_F = 0.5$ is 220 ± 50 nK.

subtle. The density distribution in the time-of-flight becomes more “flat-topped” than that for the classical gas due to the Pauli pressure. The fugacity $z = \exp(\mu_K/k_B T)$ (where μ_K is the chemical potential of K), the cloud size in each direction, and the peak density of the gas are used as independent parameters for fitting the images. In Fig. 2(B) the measured fugacity is plotted as a function of T/T_F , where T_F is the Fermi temperature. From the fugacity measurement and assuming an ideal Fermi gas, we find that the lowest T/T_F achieved in this experiment was 0.20. For comparison to the data, the solid line shows the prediction for an ideal Fermi gas in a

3D harmonic trap [18]. Most of the data lie on one side of the curve. This discrepancy could be explained if our K number calibration is low by about a factor of two so that T/T_F is systematically overestimated by 20%. Note that the fugacity, which is a measure of the “flatness”, is free from calibration errors. The temperature measurement has been confirmed by fitting to the thermal wing of Rb images taken during the same experimental run. Finally, the measured fugacity shows no systematic difference between K images taken with and without a Rb BEC present in the trap. With our highest number of 1.8×10^5 Rb atoms in a BEC and 8×10^4 K atoms in the Fermi gas we have not observed any signature of collapse due to mechanical instability.

Many static and dynamic properties of the quantum degenerate Bose-Fermi mixture critically depend on the scattering length between the bosons and fermions, a_{BF} . The elastic collision cross section between the boson and the fermion is $4\pi a_{BF}^2$. The density overlap between the two gases at ultracold temperature increases (decreases) for negative (positive) a_{BF} . The gases can collapse for negative a_{BF} , and the threshold densities for collapse decrease as $|a_{BF}|$ increases. The scattering length between ^{87}Rb and ^{40}K , a_{RbK} is expected to be large and negative, with the most recent measurement suggesting $a_{\text{RbK}} = (-395 \pm 15) a_0$ [10].

We have determined the absolute value of the inter-species scattering length $|a_{\text{RbK}}|$ through measurements of cross-dimensional thermal relaxation [19]. In general, this method has limited accuracy because of systematic uncertainties in the atom number, which is typically determined from absorption imaging. Systematic errors such as frequency jitter, imperfect polarization of the probe beam, or fluctuation and tilt of the magnetic field during imaging tend to reduce probe beam absorption. This leads to an underestimate of the number of atoms and an overestimate of the cross section. In the work reported here we avoid this systematic error by taking the ratio of two cross section measurements that are both proportional to the number of Rb atoms: (1) thermal relaxation of K atoms in the presence of Rb and (2) thermal relaxation of a single-species Rb cloud. We further use the fact that the Rb-Rb cross section is already known with high accuracy [20].

The experimental procedure is as follows. First, the Rb-K mixture is prepared at $1 \mu\text{K}$ in a magnetic trap whose radial trapping frequency $\nu_{r,\text{Rb}}$ is 90 Hz. Both gases are away from quantum degeneracy and elastic collisions are in the s -wave limit. In this trap, multiple 1 ms rf sweeps can be applied to reduce the number of Rb atoms for the purpose of varying the density of the Rb cloud. The bias magnetic field is then ramped from 4.3 G to 1.4 G to increase the radial confinement of the magnetic trap to its regular strength ($\nu_{r,\text{Rb}} = 160$ Hz); this adds energy to the radial direction. The duration of the ramp is kept long compared to the radial trapping

period to avoid excitation of collective modes, but short compared to the typical collision time in the gas. This is always possible unless the gases enter into the hydrodynamic regime.

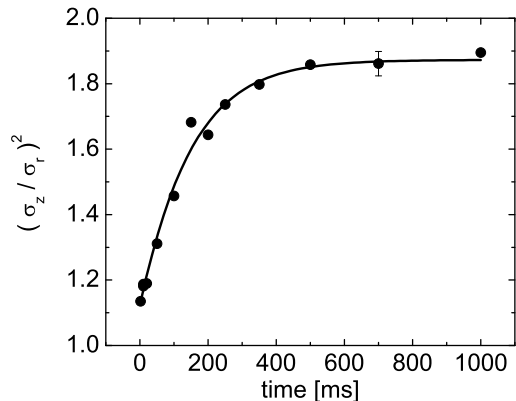


FIG. 3: Typical relaxation curve for energy anisotropy. Shown is the the square of the K cloud aspect ratio after 5 ms time-of-flight; this is proportional to the ratio of the energies in each direction. The K cloud rethermalizes through elastic collisions with Rb atoms. The line is a fit to the ratio of exponentially decaying curves. The error bar represents only the statistical uncertainty.

Just after the ramp, the energy of the gas in the radial direction is higher than in the axial direction. The cross-dimensional rethermalization time constant is extracted by holding the mixture for a variable time in the final trap and measuring the aspect ratio after time-of-flight. Shown in Fig. 3 is a typical relaxation curve for the energy anisotropy. Rather than the radial and axial sizes, the aspect ratio of the cloud, σ_z/σ_r , is used for data analysis since it is less sensitive to shot-to-shot variations in the absolute temperature of the cloud before the compression.

The data analysis is simplified by two facts: (i) due to the Fermi statistics, the spin-polarized K atoms collide only with Rb atoms, and (ii) in our experiment there is no net flow of energy between the K and Rb gases. Therefore, the thermal relaxation rate of the K cloud, $1/\tau_K$, depends only on the collision rate of K atoms with Rb atoms [21]:

$$\frac{1}{\tau_K} = \frac{1}{\alpha} \langle n_{\text{Rb}} \rangle \sigma_{\text{RbK}} v_{\text{RbK}}. \quad (1)$$

Here, $\langle n_{\text{Rb}} \rangle$ is the average density of Rb atoms in the trap, $\sigma_{\text{RbK}} = 4\pi a_{\text{RbK}}^2$ is the elastic cross section for Rb-K collisions, and $v_{\text{RbK}} = \sqrt{8k_B T / \pi \mu}$ is the thermally averaged relative speed between Rb and K atoms, where $\mu = m_{\text{Rb}} m_{\text{K}} / (m_{\text{Rb}} + m_{\text{K}})$ is the reduced mass. The coefficient of proportionality, α , can be regarded as the number of collisions per atom needed for thermal relaxation.

The energy anisotropy relaxation rate for a single-species Rb cloud $1/\tau_{\text{Rb}}$ is proportional to the collision rate of Rb atoms:

$$\frac{1}{\tau_{\text{Rb}}} = \frac{1}{\beta} \langle n_{\text{Rb}} \rangle \sigma_{\text{RbRb}} v_{\text{Rb}} \quad (2)$$

where $\sigma_{\text{RbRb}} = 8\pi a_{\text{Rb}}^2$ is the elastic cross section for Rb-Rb collisions, $v_{\text{Rb}} = 4\sqrt{k_B T / \pi m_{\text{Rb}}}$ is the thermally averaged relative speed between Rb atoms, and β is the number of collisions per atom needed for single-species energy anisotropy relaxation. Thus, the ratio of the two time constants is free from uncertainties in the Rb number calibration [22]:

$$\frac{\tau_{\text{Rb}}}{\tau_{\text{K}}} = \frac{\beta}{\alpha} \frac{1}{2} \left(\frac{a_{\text{RbK}}}{a_{\text{Rb}}} \right)^2 \sqrt{\frac{m_{\text{Rb}}}{2\mu}}. \quad (3)$$

The constant α (β) has been determined to be 2.1 ± 0.2 (2.67 ± 0.13) from Monte Carlo simulations using our experimental parameters [23]. The difference between α and β is mainly due to an effect of the mass difference between K and Rb.

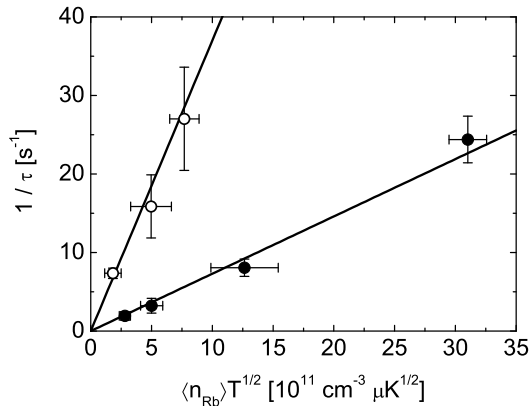


FIG. 4: Measurement of elastic collision cross-section through energy anisotropy relaxation. Relaxation time constants for a K gas in the presence of Rb (open circles) and Rb gas alone (filled circles) is shown as a function of the product of average Rb density in the trap and the square root of the equilibrium temperature. Lines are linear fits to the data. The ratio of the slopes is used to extract the magnitude of interspecies scattering length $|a_{\text{RbK}}|$, as shown in Eq. (3).

The measured relaxation rates for varying density of the Rb atoms are plotted in Fig. 4. The error bars only account for statistical errors. Systematic errors, such as uncertainties in the Rb number and the magnification of the imaging system were eliminated from the determination of $|a_{\text{RbK}}|$ by taking the ratio of the two slopes and using Eq. (3) [24]. Using $a_{\text{Rb}} = (98.98 \pm 0.04) a_0$ for Rb

in the $|2, 2\rangle$ state [20], we obtain $|a_{\text{RbK}}| = (250 \pm 30) a_0$. This measured value of $|a_{\text{RbK}}|$ is in mild disagreement with the value of $-410^{+80}_{-90} a_0$ from the LENS group [1]. This value was determined from a collisional measurement that had the usual large systematic number uncertainty. More serious disagreement is seen when comparing our result with the value of $(-395 \pm 15) a_0$ determined from comparing theory predictions and experimental observation of collapse phenomena [10]. These results suggest a need for further investigation of the behavior of the mixture close to the collapse. For example the zero temperature phase diagram in ref. [12] which assumed $a_{\text{RbK}} = -260 a_0$ predicts that a condensate with 2×10^6 atoms is mechanically stable with up to 1×10^7 K atoms. The new value for $|a_{\text{RbK}}|$ that we report here is also likely to have an impact on the predicted positions of Feshbach resonances [25].

The authors express their appreciation for useful discussions with Eric Cornell, Carl Wieman, and the other members of the JILA BEC collaboration. We acknowledge support from the U.S. Department of Energy, Office of Basic Energy Sciences, the W. M. Keck Foundation, and the National Science Foundation. B.D.D. expresses his thanks to the JILA Visiting Fellow program through which he was able to participate in this work.

-
- [1] G. Modugno *et al.*, Science **297**, 2240 (2002).
 - [2] K. Mølmer, Phys. Rev. Lett. **80**, 1804 (1998).
 - [3] S.K. Yip, Phys. Rev. A **64**, 023609 (2001); T. Miyakawa, T. Suzuki, and H. Yabu, Phys. Rev. A **62**, 063613 (2000); T. Sogo *et al.*, Phys. Rev. A **66**, 013618 (2002); P. Capuzzi, A. Minguzzi, and M.P. Tosi, Phys. Rev. A **68**, 033605 (2003); X.-J. Liu and H. Hu, Phys. Rev. A **68**, 033613 (2003).
 - [4] M.J. Bijlsma, B.A. Heringa, and H.T.C. Stoof, Phys. Rev. A **61**, 053601 (2000); H. Heiselberg *et al.*, Phys. Rev. Lett. **85**, 2418 (2000); L. Viverit, C.J. Pethick, and H. Smith, Phys. Rev. A **61**, 053605 (2000); L. Viverit, Phys. Rev. A **66**, 023605 (2002).
 - [5] A.G. Truscott *et al.*, Science **291**, 2570 (2001).
 - [6] F. Schreck *et al.*, Phys. Rev. Lett. **87**, 080403 (2001).
 - [7] Z. Hadzibabic *et al.*, Phys. Rev. Lett. **88**, 160401 (2002).
 - [8] G. Roati *et al.*, Phys. Rev. Lett. **89**, 150403 (2002).
 - [9] G. Ferrari *et al.*, Phys. Rev. Lett. **89**, 053202 (2002); F. Ferlaino *et al.*, J. Opt. B: Quant. Semi. **5**, S3 (2003).
 - [10] M. Modugno *et al.*, Phys. Rev. A **68**, 043626 (2003).
 - [11] R. Roth and H. Feldmeier, Phys. Rev. A **65**, 021603 (2002).
 - [12] R. Roth, Phys. Rev. A **66**, 013614 (2002).
 - [13] T. Miyakawa, T. Suzuki, and H. Yabu, Phys. Rev. A **64**, 033611 (2001); X.-J. Liu, M. Modugno, and H. Hu, Phys. Rev. A **68**, 053605 (2003); A.P. Albus, F. Illuminati, and M. Wilkens, Phys. Rev. A **67**, 063606 (2003).
 - [14] H.J. Lewandowski *et al.*, J. of Low Temp. Phys. **132**, 309 (2003); H.J. Lewandowski Ph.D. Thesis (2002) (<http://jilawww.colorado.edu/www/sro/thesis/>).
 - [15] J. Goldwin *et al.*, Phys. Rev. A **65**, 021402 (2002).

- [16] B. DeMarco *et al.*, Phys. Rev. Lett. **82**, 4208 (1999).
- [17] M. Naraschewski and D.M. Stamper-Kurn, Phys. Rev. A **58**, 2423 (1998).
- [18] D.A. Butts and D.S. Rokhsar, Phys. Rev. A **55**, 4346 (1997).
- [19] C. Monroe *et al.*, Phys. Rev. Lett. **70**, 414 (1993).
- [20] E.G.M. van Kempen *et al.*, Phys. Rev. Lett. **88**, 093201 (2002).
- [21] This equation is equivalent to Eq.(1) in I. Bloch *et al.*, Phys. Rev. A **64**, 021402 (2001), with a zero intra-species cross-section.
- [22] Note that the average density of Rb ($\langle n_{\text{Rb}} \rangle$) in Eq. (1) is taken over the K density distribution, while that in Eq. (2) is taken over the Rb distribution. These differ only by a temperature-dependent factor due to the different equilibrium positions of the clouds due to gravity. For these data this effect is limited to 3-5%, and is included in the analysis.
- [23] J. Goldwin *et al.*, in preparation.
- [24] Eq.(2) with single-species data in Fig. 4 yields $a_{\text{Rb}} = 109 a_0$, which is 10% larger than the accepted scattering length of Rb in the $|F, m_F\rangle = |2, 2\rangle$ states. This corresponds to a 20% underestimation of our Rb number.
- [25] A. Simoni *et al.*, Phys. Rev. Lett. **90**, 163202 (2003).