

Homogeneous and heterogeneous energy relaxations in quasi-one-dimensional systems

J. C. Lasjaunias,¹ R. Mélin,¹ D. Starešinić,² K. Biljaković,² and J. Souletie^{[*]1}

¹*Centre de Recherches sur les Très Basses Températures,
CNRS, BP 166, 38042 Grenoble cedex 9, France*

²*Institute of Physics, Hr-10 001 Zagreb, P.O.B. 304, Croatia*
(Dated: February 19, 2019)

We show evidence of both homogeneous and heterogeneous heat relaxation in quasi one-dimensional systems at very low temperatures below 0.5 K. In the first case, there is a scaling between the width and the position of the peak in the relaxation rate, $w^2 \sim \ln(\tau_m)$. In the second case, different durations of the heat perturbation modify different parts of the relaxation spectrum. This heterogeneous dynamics shows a bimodal character with well separated slow and fast entities. We relate these observations to the commensurability properties of the corresponding low temperature ground states and to the interplay between the quantum and classical behaviors of solitonic low energy excitations.

PACS numbers: 05.70.Ln, 64.70.Pf, 71.45.Lr, 75.30.Fv

Non exponential relaxation is the fingerprint of disorder in a system subject to an external perturbation [1]. It is the consequence of a broad distribution of relaxation times. According to one definition non exponential relaxations are heterogeneous without exception [2, 3]. There is however another definition [4]: if energy from the perturbation is absorbed homogeneously, the entire spectrum of relaxation times simply shifts to higher frequencies. In the case of a heterogeneous response, the energy absorbed depends on the local response. This leads to a spectral hole, or a double feature spectrum. In this Letter we report on both homogeneous and heterogeneous responses (according to the second definition) observed in heat relaxation of some quasi one-dimensional (1D) systems at very low temperatures (low- T) below 0.5 K.

Quasi 1D systems exhibit a variety of modulated electronic ground states at low-temperature both in the charge channel, such as charge density wave (CDW) or ferroelectric-like charge ordering (FECO), and in the spin channel, such as spin density wave (SDW), spin-Peierls (SP) or antiferromagnetic (AFM) ground state. Extensive investigations of the low- T thermodynamical properties [5, 6, 7, 8, 9] have shown that all of these systems exhibit well-known universal features of glasses [10] regardless the actual ground state. This involves an extra contribution to the specific heat C_p coming from low energy excitations (C_{LEE}), and non exponential heat relaxation dynamics for $T < 0.5$ K (T -range dominated by C_{LEE}). "Aging" effects are also involved, where heat relaxation and correspondingly C_p depend on the duration of a small heat perturbation (a few mK). Extremely long relaxation times (up to 10^4 s) show that these excitations are only weakly coupled to the phonon heat-bath, contrary to LEEs in conventional glasses.

The origin of these LEEs can be inferred from the low frequency dynamics of collective excitations in the charge channel. Low frequency dielectric response response of

CDW [11, 12], SDW [7] which also has CDW component [13]) and FECO [14] systems, all having a modulated charge density, is characterized by an overdamped (relaxational) mode slowing down with decreasing temperature. This has been recognized in the case of CDW and SDW (DW) as the sign of a glass transition at the level of electronic superstructure. Freezing is naturally generated by screening effects and occurs if there are not enough free carriers to screen efficiently elastic DW phase deformations. Consequently, the characteristic scale of a DW glass is given by the phase coherence length. As it is of the order of a μm , DW is a large scale, mesoscopic glass, contrary to structural glasses with characteristic nm scales. Below the glass transition temperature T_g the low frequency dynamics and therefore LEEs are governed by the remaining degrees of freedom – topological or plastic deformations such as solitons, domain walls or dislocation loops.

In this Letter we contrast two isostructural systems, (TMTSF)₂PF₆, which has an incommensurate mixed SDW-CDW ground state below 12 K, and (TMTTF)₂PF₆, which exhibits a FECO transition in the charge channel at 60 K and a SP transition in the spin channel at 12 K, both being commensurate to the underlying lattice (in the following we use the notation SDW-PF₆ and SP-PF₆ respectively). We will show how the degree of commensurability affects the very low- T dynamics and discuss these findings in view of the properties of solitonic excitations.

We have measured the low- T heat capacity by standard relaxation method. The system is first stabilized at a temperature T_0 . Then a small power is fed to the sample during a pumping time t_p after which the relaxation of the temperature from the new value $T_0 + \Delta T$ (only a few percents higher) towards equilibrium at T_0 is recorded as a function of the time t elapsed since t_p . For all the CDW and SDW systems studied previously, below 1 K relaxation starts to deviate from exponential

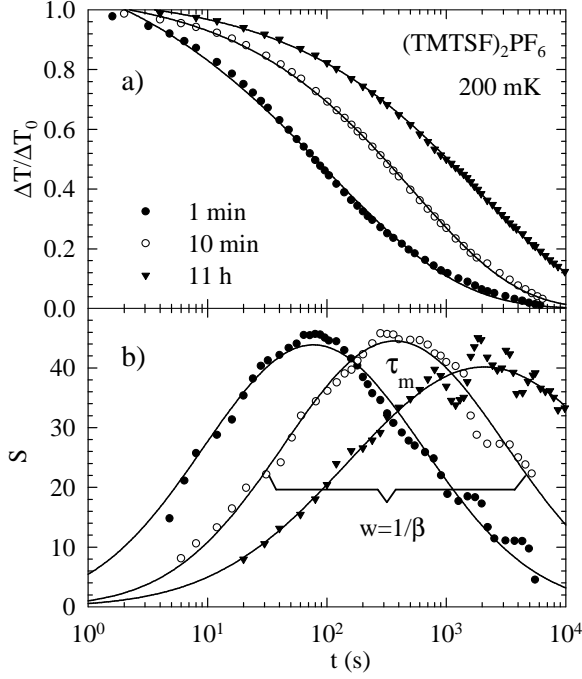


FIG. 1: *Homogeneous* displacement of the heat relaxation with increasing t_p for SDW-PF₆. a) Relaxation $\Delta T/\Delta T_0$ vs. $\log t$ with corresponding stretched exponential fit, b) $S(t) = d(\Delta T/\Delta T_0)/d(\ln t)$ with is fitted to a Gaussian function $G(\ln t)$. Direct estimate of width at half height shown in b), gives 2.17 decades, to be compared with $1/\beta = 2.15$ and $w = 2.1$.

on lowering T and also exhibits a strong dependence on t_p [5, 6] (Fig. 1). A better characterization of non exponential relaxation can be obtained by the relaxation rate $S(t) = d(\Delta T/\Delta T_0)/d(\ln t)$ which gives the distribution of relaxation times $P(\ln \tau)$ [2, 6, 10], and the typical relaxation time τ_m as the position of the maximum in $P(\ln \tau)$. "Homogeneous" broadening of the peak and its sliding with t_p in Fig. 1b is known as "interrupted" aging [15] (the system reaches thermodynamic equilibrium at $T_0 + \Delta T$ for sufficiently long t_p [6]).

Non exponential relaxation can be fitted by a "stretched exponential" $\Delta T/\Delta T_0 \sim \exp[-(t/\tau)^\beta]$ [5, 10], while the relaxation rate $S(t)$ can be fitted by a Gaussian distribution in $\ln t$: $G(\ln t) = (1/\sqrt{2\pi w}) \exp(-\ln^2(t/\tau_m)/2w^2)$, centered on $\ln \tau_m$ and with a width w . Indeed, the logarithmic derivative of a stretched exponential $d(\exp(-(t/\tau)^\beta))/d(\ln t)$ is almost a Gaussian with $\tau_m \sim \tau$ and $1/w \sim \beta$, as shown in Fig. 1. The same w can also be extracted directly from $S(t)$ curves as the width at half height.

While the stretched exponential has no known justification other than phenomenological [1, 2], Castaing and Souletie [16] argued that a Gaussian distribution in $\ln t$ can be justified in a framework that associates a hierarchical criterion and a usual scaling approach in the renor-

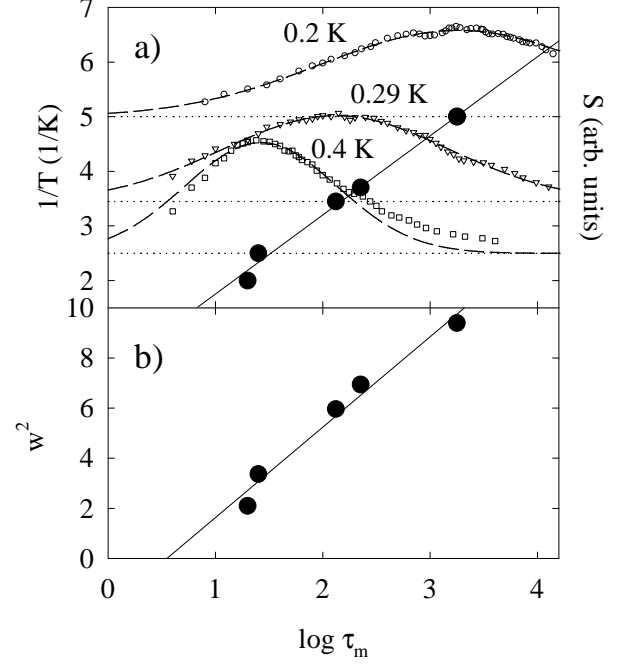


FIG. 2: a) An "inverted" Arrhenius plot, $1/T$ vs. $\log \tau_m$, obtained for relaxations in thermodynamical equilibrium ($\tau_m = \tau_{eq}$) of SDW-PF₆. Relaxation rates and their fits are only shown for three selected temperatures among five. b) The $w^2 \sim \ln \tau_m$ scaling is well obeyed as expected from central limit theorem. The activation energy is $E_a = 1.7$ K.

malization of distances. Similarly to turbulence they use a cascade of events to relate the macroscopic and microscopic scales. After iterating the renormalization group dynamical scaling takes the form $\tau/\tau_0 \sim (\xi/\xi_0)^z$, where z is the dynamical exponent. The time scale distributions are log-normal: $P(\ln \tau) \equiv G(\ln t)$ is Gaussian. The variance w^2 scales with the most probable value $\ln(t/\tau_m)$ [17] following the central limit theorem. This is demonstrated in Fig. 2 for SDW-PF₆ in thermodynamical equilibrium [9] for three temperatures chosen below 0.5 K. This yields immediately the temperature dependence of the stretched exponential exponent $\beta(T) \sim \sqrt{T}$, as $\beta \sim 1/w \sim 1/\sqrt{\ln \tau_m}$ (Fig. 2b), so that $\ln \tau_m \sim 1/T$ indicates a thermally activated process with activation energy $E_a = 1.7$ K. At this point we do not intend to go deeper into the different models related to $\beta(T)$ for $T \rightarrow 0$ (see ref. 5 and references therein). We stress that the $w^2 \sim \ln \tau_m$ scaling is quite convincing in the range of interest, and also for TaS₃ a prototype CDW system, for which as well as for SDW-PF₆ a glass transition has been found at higher T [11]. The same holds for supercooled liquid (salol) as analyzed for the dielectric susceptibility and for some other glassy materials [18].

However, in the case of SP-PF₆ [9] heat relaxation, while still non exponential, exhibits quite different properties. Instead of the homogeneous behavior of SDW-PF₆

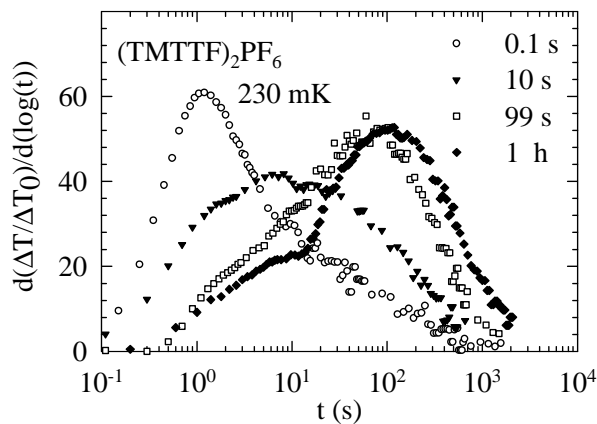


FIG. 3: *Heterogeneous*, bimodal, relaxation with redistribution of the strength and saturation for $t_{eq} \sim 10^2$ s for SP-PF₆. The values of t_p are indicated on the figure

where a broad symmetrical distribution moves to larger time scales as in a real "aging" effects, SP-PF₆ demonstrates "discrete bands" of relaxation times. Their distributions are narrower and the relaxation times are smaller than in PF₆-SDW (i.e. saturation of aging is reached within a few tens of minutes as compared to days in first system at a similar T). Fig. 3 shows a bimodal redistribution of the relaxation spectrum indicating that heat perturbation modifies different parts of the spectrum, as expected for a heterogeneous response, according to the convention proposed in ref. 4.

Even in thermodynamical equilibrium the $S(t)$ curves are not symmetric and the total w (Fig. 4) can be obtained directly at half height. However, a plot of w^2 vs. $\ln \tau_m$ for SP-PF₆ yields a peculiar behavior (Fig. 4b) characteristics of *heterogeneous* dynamics. On the other hand, we have successfully deconvoluted $S(t)$ in two dynamically distinct Gaussian contributions, represented by dashed lines in Fig. 4a. At higher T , the fast contribution plays the dominant role in the dynamics, but the relative weight of slow modes in the dynamics grows on decreasing the temperature. A similar behavior occurs at a fixed temperature if we change the duration t_p of the heat perturbation (Fig. 3). There is an evident weight transfer from one to the other subsystem as thermodynamic equilibrium is approached. However, without the fast entities, there would be almost no response within 10^2 - 10^3 seconds at the lowest T . The distribution of fast modes is pushed to 10^3 seconds at 85 mK [19] and the apparent activated behavior (Fig. 4a) turns into a saturation indicating possible tunneling effects (not included in Fig. 4).

There are drastic consequences on the proper definition and determination of the specific heat C_p in these systems as it becomes strongly nonlinear [8]. From the deconvoluted entities in thermodynamic equilibrium (Fig. 4a), it is possible to calculate the corresponding C_p , fast and

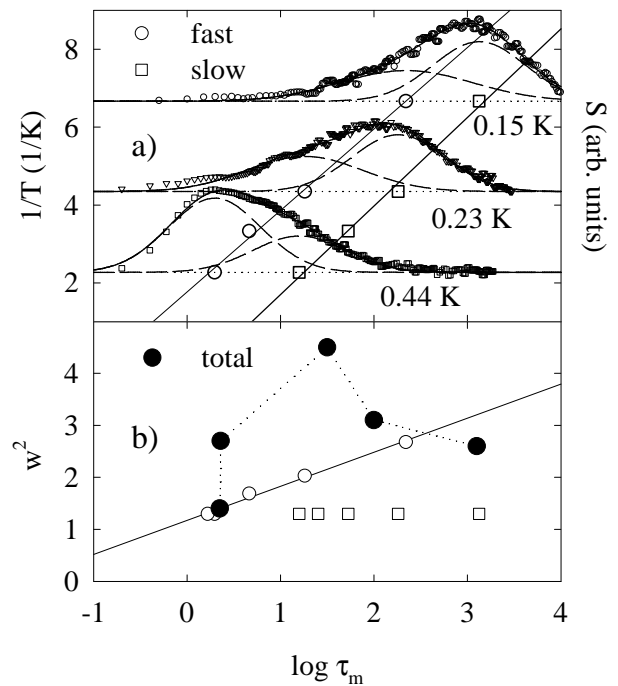


FIG. 4: a) An "inverted" Arrhenius plot, $1/T$ vs. $\log \tau_m$, obtained for the relaxations in thermodynamical equilibrium of SP-PF₆ together with representation of corresponding relaxation rates for slow and fast processes and their fits, with $E_{a,s} = E_{a,f} = 1.0$ K b) The $w^2 \sim \ln \tau_m$ scaling does not work for the total relaxation, however it might work for each deconvoluted process.

slow. Their participation changes progressively from approximately 100 % for the fast modes at ~ 650 mK to almost 90% for the slow modes below 400 mK [19].

It appears that the incommensurate SDW compound o-TaS₃ shares all its *homogeneous* dynamics properties with SDW-PF₆. Both are nominally incommensurate systems. On the other hand, (TMTTF)₂Br shares its *heterogeneous* dynamics properties with SP-PF₆ [9]. (TMTTF)₂Br being the brother compound of SP-PF₆ is a commensurate antiferromagnet. We conclude our Letter by proposing an explanation to the homogeneous versus heterogeneous dynamics. The models generalizing Refs.[20, 21, 22, 23] are investigated in more details in Ref.[24].

There exists a basic difference between commensurate and incommensurate systems. In the commensurate case the classical ground state of the solitonic excitation is two-fold degenerate [25] so that the population of the effective two level system does not couple to temperature variations. In the incommensurate case there exist metastable states so that the effective two level system can absorb energy. The long time dynamics in the incommensurate case is due to collective effects, as suggested by the $w^2 \sim \ln \tau_m$ scaling on Fig. 1, in agreement with Ref. [22]. We have shown that the degeneracy of the clas-

sical ground state in the commensurate case is lifted by quantum fluctuations that restore a finite heat response [24]. Large time scales correspond to large barriers but tunneling between the two degenerate energy minima is reduced as the barrier increases so that quantum effects disappear as time increases. As a consequence heat relaxation is truncated in the commensurate system, not in the incommensurate system. The quantum regime corresponds in fact to a mixture between classical and quantum effects, possibly with activated quantum tunneling like in molecular magnets [26].

To explain why the spectrum of relaxation time is bimodal in the commensurate case we note that experimental data suggest that in the commensurate system there exist two entities that relax with approximately the same energy barrier but with values of the “microscopic time” differing by one order of magnitude. Possible candidates for these two entities would be (i) the dipole solitonic excitations generated by the strong pinning impurities; and (ii) self-induced disorder due to 2π -solitons between micro-domains separating the two spin-Peierls ground states. This would be close to the explanation of heterogeneity in supercooled liquids as local variations of the mechanical stress originating from density fluctuations that are frozen in by quenching a melt.

Alternatively one may observe that SP-PF₆ has a charge gap $\Delta_C \simeq 200$ K coexisting with a spin gap $\Delta_S \simeq 20$ K. The coherence length in the charge channel $\xi_C = \hbar v_F / \Delta_C \simeq 10a_0$ is thus much smaller than the coherence length in the spin channel $\xi_S = \hbar v_F / \Delta_S \simeq 100a_0$ (where a_0 is the lattice parameter and v_F the Fermi velocity). The two channels are weakly coupled so that the charge soliton, being smaller, relaxes faster than the spin soliton. The pinning potential and thus the energy barriers are identical in the two sectors so that the activation energies are identical but the microscopic times are different.

Finally simple simulations of non exponential relaxation and waiting time effects with a series of resistance-capacitance circuits [27] has produced a bimodal (heterogeneous) response for truncated series and a homogeneous response for quasi-infinite series, consistent with our interpretation where truncation would be due to the disappearance of quantum effects and where the different time scales are due to different topological defects.

In conclusion we have shown manifestations of dynamical heterogeneities interpreted as the collective dynamics of a disordered soliton lattice inherent to the modulated electronic ground state of DW. We demonstrated that a simple scaling feature of the parameters of the relaxation time distribution is well obeyed for the homogeneously broadened response, but fails in the case of heterogeneous heat relaxation, raising a new distinguishing feature for both dynamics. We note also an overall similarity of this bimodal dynamics observed in the supercooled state of a fragile glass former at the approach of the glass transition

[28]. We pointed out that heterogeneous heat relaxation in commensurate systems cannot be solely described by a fully classical pinning model. The disappearance of quantum effects as time increases can explain why heat relaxation is truncated in commensurate systems. Heterogeneous relaxation can be explained either by a coexistence between intrinsic and extrinsic defects, or by two relaxation times associated to the charge and spin channels.

[*] Deceased.

- [1] For a review: J. C. Phillips, Rep. Prog. Phys. **59**, 1133 (1996).
- [2] R. Richter, J. Phys. Condens Matter **14**, R703 (2002).
- [3] S. I. Simdyankin and N. Mousseau, cond-mat/0211322 (11 Aug 2003).
- [4] B. Schiener et al., Science **274**, 752 (1996).
- [5] K. Biljaković et al., Phys. Rev. Lett. **62**, 1512 (1989).
- [6] K. Biljaković et al., Phys. Rev. Lett. **67**, 1902 (1991).
- [7] J.C.Lasjaunias et al., Phys. Rev. Lett. **72**, 1907 (1994).
- [8] J.C.Lasjaunias et al., Phys. Rev. B **53**, 7699 (1996).
- [9] J.C.Lasjaunias et al., J. Phys. Condens Matter **14**, 8583 (2002).
- [10] K. Biljaković, Plenum, NATO-ASI Series B: Physics, Vol. 354, 354 (1996).
- [11] D. Starešinić et al., Phys. Rev. B **65**, 165109 (2002).
- [12] D. Starešinić et al., Phys. Rev. B **69**, 113102 (2004).
- [13] J-P. Pouget and S. Ravy, J. Phys. I (France) **6**, 1501 (1996).
- [14] F. Nad, P. Monceau and K. Bechgaard, Solid State Commun., **95**, 655 (1995), and references therein.
- [15] J.P. Bouchaud, E. Vincent and J. Hamman, J. Phys. I France **4**, 139 (1994).
- [16] B. Castaing and J. Souletie, J. Phys. I (France) **1**, 403 (1991).
- [17] The same scaling holds for the height of the distribution $h^2 \propto \ln \tau_m$ as $\int G(\ln t) d(\ln t) = 1$.
- [18] J. Souletie, J. Phys. France **51**, 883 (1990), J. Souletie, J. Appl. Phys. **75** (1994) and unpublished.
- [19] J.C.Lasjaunias et al., J. Phys. IV France **12**, Pr9-23 (2002).
- [20] A.I. Larkin, Zh. Eksp. Teor. Fiz. **105**, 1793 (1994) [Sov. Phys. JETP **78**, 971 (1994)].
- [21] Yu. N. Ovchinnikov et al., Europhys. Lett. **34**, 645 (1996), and references therein.
- [22] R. Mélin et al., Eur. Phys. J. B **26**, 417 (2002).
- [23] S. Brazovskii and T. Nattermann, cond-mat/0312375, Adv. in Physics in press (2004).
- [24] R. Mélin, K. Biljaković and J.C. Lasjaunias, cond-mat/0405119.
- [25] This corresponds to Ref. [21] with $y=0$ in Eq. (10).
- [26] J.R. Friedman et al., Phys. Rev. Lett. **76**, 3830 (1996); L. Thomas et al., Nature (London) **383**, 145 (1996).
- [27] Kiš, D. Pavičić, D. Starešinić, K. Biljaković, J. C. Lasjaunias and P. Monceau, Fizika A (Zagreb) **8**, 357 (1999).
- [28] S. Sen and J. F. Stebbins, Phys. Rev. Lett. **78** 3495 (1997).