

Deconfinement and phase diagram of bosons in a linear optical lattice with a particle reservoir

Kingshuk Majumdar⁽¹⁾ and H. A. Fertig^(2,3)

⁽¹⁾ *Department of Physics, Berea College, Berea, KY 40404*

⁽²⁾ *Department of Physics and Astronomy, University of Kentucky, Lexington, KY 40506-0055*

⁽³⁾ *Department of Physics, Indiana University, Bloomington, IN 47405*

(October 13, 2019)

We investigate the zero-temperature phases of bosons in a one-dimensional optical lattice with an explicit tunnel coupling to a particle reservoir, which itself is assumed to be a Bose condensate. Renormalization group analysis of this system is shown to reveal three possible phases: one in which the linear system is fully phase-locked to the reservoir and the entire system behaves as a single superfluid; one in which Josephson vortices between the one-dimensional system and the particle reservoir deconfine due to quantum fluctuations, leading to a decoupled state in which the one-dimensional system is metallic; and one in which the one-dimensional system is in a Mott insulating state. Transport properties of the bosons in the three different phases are discussed.

Introduction: Ultracold atoms trapped in optical lattices is an active area of research in many-body physics [1–6]. At zero temperature and without disorder, bosons in a commensurate lattice exhibit two distinct phases – a superfluid phase, where the phase of the wavefunctions are sharply defined on sites, and a commensurate Mott insulating phase, where the particle numbers are sharply defined on sites and the spectrum is gapped [7–9]. Recently Greiner *et al.* succeeded in observing the superfluid to Mott insulator quantum phase transition in a system of cold bosons loaded into an optical lattice [10–12]. This has opened up the possibility to explore novel many body phenomena associated with unusual correlated states and quantum phase transitions [13–19].

A starting point for understanding these systems is the Bose-Hubbard model [7], which implicitly contains a particle reservoir through a chemical potential term. This could be the boson cloud from which the optical lattice is loaded, which in principle should itself be Bose condensed at zero temperature [20]. What are the consequences of this for the states in the optical lattice? This is the subject of our study. We analyze in detail a one-dimensional (1D) chain of sites, tunnel coupled to a three-dimensional (3D) reservoir of bosons well inside its condensed state. We find that the system supports three phases: a 3D superfluid phase in which the 1D system becomes phase-locked with the reservoir; a decoupled superfluid phase (in which, under circumstances described below, the 1D system behaves like a metal); and a Mott insulating phase. These states are separated by deconfinement transitions [21], either of vortices or of tunneling events, as we describe below. The states may be distinguished both by their low-energy excitation spectra, and by their conduction properties.

Model: Our model is described in a number-phase representation [7] by the Hamiltonian

$$\begin{aligned} \mathcal{H} = & -t \sum_{\langle ij \rangle, \tau} \cos(\phi_{i\tau} - \phi_{j\tau}) + \frac{U}{2} \sum_i n_{i\tau}^2 \\ & - t_R \sum_{\langle ij \rangle, \tau} \cos(\Phi_{i\tau} - \Phi_{j\tau}) + \frac{U_R}{2} \sum_{i, \tau} N_{i\tau}^2 \\ & - \sum_{i, \tau} J_i \cos(\phi_{i\tau} - \Phi_{j(i)\tau}), \end{aligned} \quad (1)$$

where $(n_{i\tau}, \phi_{i\tau})$ and $(N_{i\tau}, \Phi_{i\tau})$ are the canonically conjugate degrees of freedom of the bosons in the chain and in the reservoir, respectively, t and $U > 0$ (t_R and $U_R > 0$) are the nearest neighbor interchain hopping and on-site repulsion terms for the 1D (3D) system, and J_i is a tunneling amplitude between a site on the chain $[i]$ and a site in the reservoir $[j(i)]$. Such a geometry could be realized as a linear array of sites using red detuned light focused near the edge of a BEC cloud [13, 22–24]. Note that the Bose-Hubbard form for the reservoir is adopted purely as a matter of convenience.

Following standard procedure [25], we construct a path-integral representation of the partition function and then use the Villain representation of the three cosine terms in Eq. 1 [26]. Assuming that vortex rings in the 3D reservoir are unimportant, we integrate out the internal degrees of freedom of the reservoir to arrive at a partition function of the form

$$\begin{aligned} \mathcal{Z}_{VM} = & \sum_{m(x, \tau)} \sum_{n(x, \tau)} \exp \left\{ -\frac{\varepsilon U}{2} \sum_{x, \tau} |n(x, \tau)|^2 \right. \\ & - \frac{1}{2\varepsilon t} \sum_{x, \tau} |m(x, \tau)|^2 \\ & \left. - \frac{1}{2L_x \beta} \sum_{q_x, \omega_n} \frac{1}{h(\mathbf{q})} \left| i q_x m(\mathbf{q}) + i \omega_n n(\mathbf{q}) \right|^2 \right\}. \end{aligned} \quad (2)$$

Here $\beta = (kT)^{-1} \rightarrow \infty$, L_x is the number of sites in the 1D chain, and ε is the time slice interval. Physically, the integer variables $m(x, \tau)$ represent the bond currents

and $n(x, \tau)$ are the fluctuations in the site occupation number. The first term in Eq. 2 is the on-site interaction term, the second is the kinetic energy, and the last term contains the effect of the reservoir. The coefficient $1/h(\mathbf{q})$ contains information about the reservoir degrees of freedom, in particular the gapless collective mode it supports due to its own superfluidity,

$$\frac{1}{h(\mathbf{q})} = \frac{1}{\varepsilon J} + \gamma \ln \left(1 + \frac{\Lambda^2 c_R^2}{c_R^2 q_x^2 + \omega_n^2} \right), \quad (3)$$

where $c_R = \sqrt{\varepsilon^2 t_R U_R}$ is the speed of sound inside the reservoir, Λ is the momentum cut-off, and $\gamma = (1/4\pi\varepsilon t_R)$.

The partition function $\mathcal{Z}_{VM} \equiv \sum_{m,n} \exp(-\mathcal{H}_{VM})$ may be reexpressed in terms of another pair of integer fields $\phi(x, \tau)$ and $A(x, \tau)$ with $m(x, \tau) = -\partial_\tau \phi(x, \tau)$ and $n(x, \tau) = \partial_x \phi(x, \tau) + A(x, \tau)$, so that

$$\mathcal{H}_{VM} = \frac{1}{2K} \sum_{x,\tau} \left\{ c^2 \left| \partial_x \phi(x, \tau) + A(x, \tau) \right|^2 + \left| \partial_\tau \phi(x, \tau) \right|^2 \right\} + \frac{1}{2L_x \beta} \sum_{q_x, \omega_n} \frac{1}{h(\mathbf{q})} \left| i\omega_n A(\mathbf{q}) \right|^2. \quad (4)$$

In this equation, $K = \varepsilon t$ and the speed of sound in the 1D chain is $c = \sqrt{\varepsilon^2 U t}$. Configurations for which $\vec{\nabla} \phi \neq 0$ and $A = 0$ contain closed loops which may be understood as worldlines of particle-hole pairs that separate and recombine. The A field, which should be regarded as residing on the time interval links, can cancel the gradient energy $(\partial_x \phi)^2$ on part of a closed loop configuration to form individual particle or hole trajectories; the endpoints (occurring where $\partial_\tau A(x, \tau) \neq 0$) represent tunneling events between the 3D and 1D systems. Tunneling events may be shown [21] to be dual to the vortices. Moreover, the model defined by Eq. 4 may be generalized to include a core energy E_c for the vortices.

As we discuss below, this generalized Hamiltonian supports three phases. When tunneling events proliferate through the system, the 1D and 3D systems exchange particles freely (equivalently, vortices of the 1+1 dimensional system are linearly confined), and their phases become locked together to form a single superfluid. As fluctuations in ϕ and A are decreased (by decreasing E_c and/or h , or decreasing K), tunneling events bind into pairs which conserve the overall particle number in the 1D system, although closed particle-hole loops remain proliferated. This state may be understood as one in which Josephson vortices between the 3D and 1D system proliferate due to quantum fluctuations, effectively decoupling the two systems. For still smaller fluctuations, particle-hole loops of arbitrarily large size become irrelevant to the partition function, indicating that the fluctuations in the particle number on each site have been suppressed, and the system is a Mott insulator.

RG analysis: A method for constructing a momentum shell RG for Hamiltonians such as Eq. 4 was developed in Ref. [21]. We replace the integer fields ϕ and

A with the continuous fields $\varphi(x, \tau)$ and $a(x, \tau)$ in Eq. 4 and add terms of the form $-y \int dx d\tau \cos[2\pi\varphi(x, \tau)]$ and $-y_a \int dx d\tau \cos[2\pi a(x, \tau)]$ so that the resulting effective Hamiltonian has the same symmetries as the original one [27]. In this replacement, $y = \exp(-E_c)$ is the usual vortex fugacity, and choosing $y_a^2 \sim \int d^2 q 1/h(q)$ approximately reproduces the action associated with a world-line endpoint (i.e., a tunneling event). We then integrate out short wavelength degrees of freedom [$\Lambda/b < |q_x|, |w_n|/c < \Lambda$ with $b = \exp(l)$] to lowest order in y and y_a , and rescale lengths, times, and fields according to $x = bx', \tau = b\tau', \varphi'(x', \tau') = \varphi(x, \tau)$, and $a(x, \tau) = a'(x', \tau')/b$. This choice preserves the terms that are lowest order in gradients in the quadratic part of the Hamiltonian. Because the a field shrinks upon rescaling, it is natural to expand $\cos[2\pi a(x, \tau)]$ in its argument, producing a quadratic term of the form $\frac{1}{2}\rho|a(x, \tau)|^2$ that contributes to the fixed point. The higher order vertices generated by this expansion contribute to the renormalization of ρ but are themselves irrelevant.

The fixed points that emerge from this procedure have the form

$$\mathcal{H}_* = \frac{1}{2K} \int dx d\tau \left[c^2 \left| \partial_x \varphi(x, \tau) + a(x, \tau) \right|^2 + \left| \partial_\tau \varphi(x, \tau) \right|^2 + \rho K |a(x, \tau)|^2 \right]. \quad (5)$$

The last term in \mathcal{H}_* is very important in determining the state of the system: since tunneling events are specified by $\partial_\tau a \neq 0$, when $\rho \neq 0$ they are bound into equal and opposite pairs. Unbinding occurs if $\rho(\ell)$ scales to zero. To lowest order in y_a , its scaling relation is

$$\frac{d \ln \rho}{d \ell} = - \left(\frac{2\pi \Lambda^2 K}{\sqrt{\rho K}} \right) e^{-2\ell}. \quad (6)$$

For small ρ one can easily show that $-y \int dx d\tau \cos[2\pi\varphi(x, \tau)]$ is strongly irrelevant. The resulting scaling flows are shown in Fig. 1: for small initial values of y and y_a , ρ scales to a point along a fixed line; if y_a is small enough (as occurs for small γ and large J), the point is at $\rho = 0$. A remarkable feature of Eq. 6 for such flows is that $\rho(\ell) = 0$ at a *finite* value of $\ell = \ell^*$, because of the singularity as $\rho \rightarrow 0$. As y_a increases, ℓ^* eventually diverges, defining a transition point above which ρ scales to a finite value. *This represents a deconfinement transition for tunneling events.* Because of the particle-hole loop proliferation, a single dislocation-antidislocation pair is effectively logarithmically bound in the $\rho > 0$ phase [21,28].

The dual representation of this system is obtained by performing a Poisson resummation on A and ϕ in Eq. 4. The resulting Hamiltonian is very similar in form to Eq. 4 [29], and may be understood as a model of vortices appearing as endpoints of sine-Gordon solitons in the phase degree of freedom of the 1D system [21]. Because of this, there is a second transition, in which vortices go from a bound to an unbound state, in the same

continuous fashion as seen above for tunneling events. In terms of φ and a degrees of freedom, this corresponds to a phase in which arbitrarily large particle-hole loops are negligible in the partition function. Pairs of tunneling events are then connected by worldlines with positive free energy per unit length, and so are linearly confined [21].

The phases described above have physically different characteristics. This can be seen most directly in the collective mode spectra, which in principle be observed in light scattering experiments [30,31]. We find these by examining the density-density correlation function $\langle n(-q_x, -\omega)n(q_x, \omega) \rangle$ near the fixed point Hamiltonians representing the various phases. Generally, this contains a broad response for $\omega > c_R q_x$ due to modes in the reservoir. Beyond this, in the superfluid phase, we find [30] a sharp resonance (collective mode) at $\omega_1 = c_R q_x - \delta\omega$, where $\delta\omega = c_R \Lambda \exp\{-(c^2/\gamma K)/(q_x^2[c_R^2 - c^2])\}$. This rapidly approaches the reservoir continuum as $q_x \rightarrow 0$, indicating that charge fluctuations in the 1D system will strongly mix with those of the reservoir in the long wavelength limit. This is consistent with our interpretation of this phase as a single 3D superfluid. In the 1D superfluid phase we find two collective modes, the superfluid mode of the reservoir at ω_1 and another for the 1D system at $\omega_2 = c q_x \sqrt{\rho K/(\rho K + c^2)}$. This second mode has dispersion similar to that of an isolated 1D superfluid and can be understood as a superfluid mode localized near the chain. In the Mott insulator phase, the reservoir becomes decoupled from the 1D chain in the long-wavelength limit, and supports a gapped mode at $\omega_3 = \sqrt{c^2 q_x^2 + 2\pi^2 K/E_c}$. Schematic diagrams of the different collective modes are shown in Fig. 2.

Conductance: The different characters of the phases may also be seen in the conductance [32] of the system. To measure this, one has to attach a particle source and lead as shown in Fig. 3. The conductance quantifies the current injected by a source with chemical potential $\mu_s > 0$, which drains into the 3D reservoir which is held at zero chemical potential. (Note that a link has been removed to ensure that the current flows in the 1D chain before tunneling into the reservoir.) This system could be fabricated in a Josephson-junction array [7].

The source and lead introduce two extra degrees of freedom $[\phi_L(\tau), N_L(\tau)]$ to our model. We treat the particle source as an ideal reservoir with Hamiltonian $H_L = \mu_s N_L$; current conservation at the site ($x = 0$) where current is injected specifies N_L in terms of the other variables through a constraint in the partition function, $\Pi_\tau \{ \partial_x m(x = 0, \tau) + \partial_\tau n(x = 0, \tau) - dN_L(\tau)/d\tau = 0 \}$. The conductance is given by $G(\omega) = \omega \langle N_L(-\omega) N_L(\omega) \rangle$.

The analysis proceeds in a fashion similar to what is described above for the uniform chain. However, because of the lead there is an additional term in our effective Hamiltonian of the form $-\delta y \int d\tau \cos[2\pi a(x = 0, \tau)]$, reflecting the fact that the rate of tunneling events at the $x = 0$ site is different than at other sites. The scaling

relation for $\delta y(\ell)$ takes the form [30]

$$\frac{d\delta y(\ell)}{d\ell} \approx \delta y(\ell) \left[1 - \frac{\pi^2 K \Lambda^2 [\alpha(\ell)]^2}{\sqrt{\rho K}} \right]. \quad (7)$$

for small y , y_a , and δy , with $\alpha(\ell) = \exp(-\ell)$. It is important to recognize that in the 3D superfluid state, $\rho(\ell) \rightarrow 0$ for *finite* $\ell \equiv \ell^*$, so that $\delta y(\ell)$ will be driven to zero at $\ell = \ell^*$. Thus the non-uniformity of tunneling events along the chain is irrelevant in this state. In this situation, we can compute the conductance using the fixed point Hamiltonian (Eq. 5) for $\rho = 0$ to find a true superconducting response, $G(\omega) \propto -i/(\omega + i\delta)$.

By contrast, if ρ remains finite as $\ell \rightarrow \infty$, δy will necessarily grow, and we need to look for a new fixed point. To do this, we integrate the RG flows to a scale ℓ_0 for which the irrelevant operators may be ignored. We then integrate out φ and $a(x \neq 0, \tau)$ and recollect some irrelevant terms to restore the $\frac{1}{2}\rho a(x = 0, \tau)^2$ term to its cosine form $\cos[2\pi\alpha(\ell_0)a(x = 0, \tau)]$ to arrive at an effective Hamiltonian for the lead site in the chain,

$$\mathcal{H}_{eff}^L = \frac{c}{2K} \sqrt{\frac{\rho K}{\rho K + c^2}} \frac{1}{\beta} \sum_{\omega_n} |\omega_n| |a(x = 0, \omega_n)|^2 + y_0(\ell_0) \sum_{\tau} \cos[2\pi\alpha(\ell_0)a(x = 0, \tau)]. \quad (8)$$

We then modify the RG so that $a'(x = 0, \tau') = a(x = 0, \tau)$ to preserve the form of the quadratic term in \mathcal{H}_{eff}^L ; the scaling relation obeyed by y_0 is then

$$\frac{dy_0(\ell)}{d\ell} \approx y_0(\ell) \left[1 - 2\pi^2 K \sqrt{\frac{\rho K + c^2}{\rho K c^2}} [\alpha(\ell_0)]^2 \right]. \quad (9)$$

It is important to recognize that $\alpha(\ell_0)$ does *not* shrink as it did in Eq. 7. Thus since ρ is small, y_0 is irrelevant. Our fixed point is then \mathcal{H}_{eff}^L with $y_0 = 0$. In this case the conductance is finite as $\omega \rightarrow 0$, with $G(\omega) \propto 1/\sqrt{\rho}$.

The conductance in the deconfined vortex state can be computed straightforwardly using the dual representation of the model. The result is an insulating response $G(\omega) \sim \omega$. (Details will be presented elsewhere [30].)

In summary, we have shown that bosons in a one-dimensional optical lattice that exchanges particles with a bulk superfluid supports three distinct states, with different collective mode spectra and conductances.

The authors thank K. MacAdam for helpful discussions. Support was provided by the NSF under Grant Nos. PHY9907949, DMR0108451, and DMR0451366. HAF thanks the KITP for its hospitality.

[1] D. Jaksch *et. al*, Phys. Rev. Lett. **81**, 3108 (1998).

- [2] F. Dalfovo *et. al*, Rev. Mod. Phys. **71**, 463 (1999).
- [3] P. Pedri *et. al*, Phys. Rev. Lett. **87**, 220401 (2001).
- [4] C. J. Pethik and H. Smith, *Bose-Einstein Condensation in Dilute Gases*, Cambridge University Press, New York, 2002.
- [5] H. Moritz *et. al*, Phys. Rev. Lett. **91**, 250402 (2003).
- [6] Y. Shin *et. al* Phys. Rev. Lett. **92**, 050405 (2004).
- [7] M. P. A. Fisher *et. al*, Phys. Rev. B **40**, 546 (1989).
- [8] E. Frey and L. Balents, Phys. Rev. B **55**, 1050 (1989).
- [9] M. P. A. Fisher and D. H. Lee, Phys. Rev. B **39**, 2756 (1997).
- [10] M. Greiner *et. al*, Phys. Rev. Lett. **87**, 160405 (2001).
- [11] M. Greiner *et. al* Nature **415**, 39 (2002).
- [12] T. Stöferle *et. al*, Phys. Rev. Lett. **92**, 130403 (2004).
- [13] A. Recati *et. al*, Phys. Rev. Lett. **90**, 020401 (2003).
- [14] H. P. Büchler *et. al*, Phys. Rev. Lett. **90**, 130401 (2003).
- [15] C. Kollath *et. al*, Phys. Rev. A **69**, 031601 (2004).
- [16] E. Altman *et. al*, New J. Phys. **5**, 113 (2003).
- [17] M. Aizenman *et. al*, cond-mat/0403240.
- [18] A. F. Ho *et. al*, Phys. Rev. Lett. **92**, 130405 (2004).
- [19] A. Kuklov *et. al*, Phys. Rev. Lett. **92**, 050402 (2004).
- [20] A. Recati *et. al*, cond-mat/0404533.
- [21] H. A. Fertig, Phys. Rev. Lett. **89**, 035703 (2002);
H. A. Fertig and K. Majumdar, Ann. Phys. **305**, 190 (2003).
- [22] R. Dumke *et. al*, Phys. Rev. Lett. **89**, 097903 (2002).
- [23] N. Schlosser *et. al*, Nature **411**, 1024 (2001).
- [24] E.G. Kolomeisky *et. al*, Phys. Rev. A **69**, 063401 (2004).
- [25] J. Negele and H. Orland, *Quantum Many Particle Systems*, Addison-Wesley, Reading, MA, 1988.
- [26] I. F. Herbut, Phys. Rev. B **57**, 546 (1998).
- [27] J. Cardy, *Scaling and Renormalization in Statistical Physics*, Cambridge University Press, New York, 1996.
- [28] It is interesting to speculate that, for low boson (incommensurate) densities and weak coupling to the reservoir, the decoupled phase will be in the Tonks-Girardeau regime, for which the bosons display behavior similar to fermions. See B. Paredes *et. al*, Nature **429**, 277 (2004). Our model is specific to commensurate filling and cannot describe this regime.
- [29] D. R. Nelson, *Defects and Geometry in Condensed Matter Physics*, Cambridge University Press, New York, 2002.
- [30] K. Majumdar and H. A. Fertig, Unpublished.
- [31] M. Köhl *et. al*, cond-mat/0404338.
- [32] Note that the *conductivity* does not distinguish between a superconducting and a metallic state in one dimension. See H. Schultz *et. al*, cond-mat/9807366.

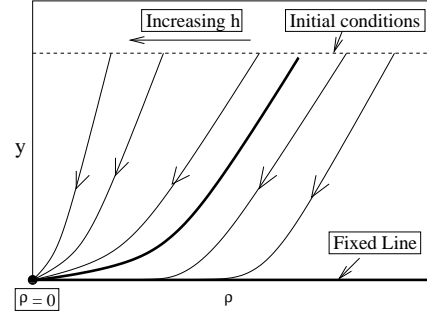
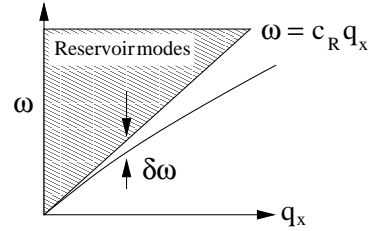
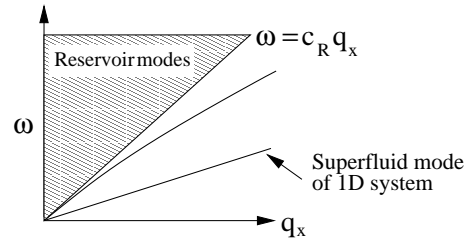


FIG. 1. Schematic diagram of RG flows for the scaling relations of ρ and y from initial microscopic values to a fixed line. $\rho = 0$ represents a deconfined phase for tunneling events. For $\rho > 0$ they are bound in pairs such that the net particle flow from the reservoir vanishes. Heavy line separates flows for the two kinds of states.

(a) 3D superfluid Phase:



(b) 1D superfluid Phase:



(c) Mott Insulator Phase:

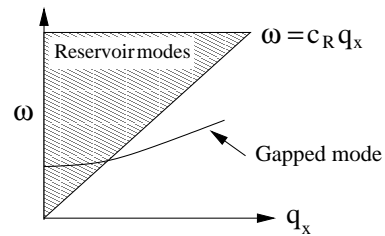


FIG. 2. Collective mode spectra obtained from fixed point Hamiltonian. (a) 3D superfluid phase supports a single mode that rapidly approaches the reservoir modes from below; (b) 1D superfluid phase supports two gapless modes; (c) Mott insulator phase has one gapped mode.

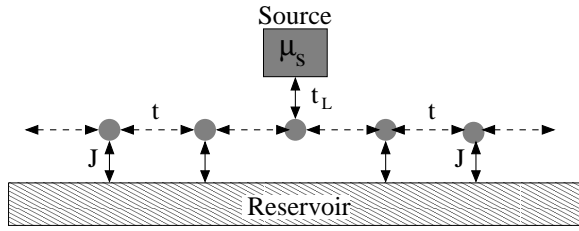


FIG. 3. Josephson junction realization of the system with source and drain to measure conductances of the phases.