

# Non-Gaussian Velocity Distribution Function in a Vibrating Granular Bed

Atsushi KAWARADA\* and Hisao HAYAKAWA†

*Department of Physics, Yoshida-South Campus, Kyoto University, Kyoto 606-8501*

(Received November 29, 2018)

The simulation of granular particles in a quasi two-dimensional container under the vertical vibration as an experimental accessible model for granular gases is performed. The velocity distribution function obeys an exponential-like function during the vibration and deviates from the exponential function in free-cooling states. It is confirmed that this exponential-like distribution function is produced by Coulomb's friction force. A Langevin equation with Coulomb's friction is proposed to describe the motion of such the system.

**KEYWORDS:** granular gas, velocity distribution function, Non-Gaussian, flatness

Granular physics has been a challenging subject of statistical physics since the rediscovery of significant nature in granular materials in the late 80's or the early 90's.<sup>1</sup> An assembly of grains has so strong fluctuations in the configuration and the motion that mean-field theories cannot be used in most of situations. A typical example of the strong fluctuation appears in the force distribution for a static granular assembly piled by the gravity.<sup>2-4</sup> The force propagates along force-chains and the distribution function of the magnitude of the force on the bottom of a container does not obey Gaussian but an exponential function.<sup>2-4</sup>

Such the strong fluctuation coming from non-Gaussian properties should be relevant even in the dynamics of granular assemblies. However, there are not many systematic researches to focus on the statistical distribution functions in the steady state, because real and numerical experiments report no unified results, *i.e.*, velocity distribution functions (VDFs) obey Gaussian-like functions with the exponential tails,<sup>5-12</sup> from the Gaussian to the exponential depending on the density,<sup>13,14</sup> the stretched exponential<sup>15-17</sup> and even power-law functions<sup>18-21</sup> depending on situations.

As in the standard statistical mechanics, an assembly of grains in a gas phase is an idealistic system to study what the proper statistical weight is. Approximate granular gases can be obtained by rapid granular flows on inclined slopes,<sup>22,23</sup> gas-solid mixtures<sup>24,25</sup> and grains under the external vibration.<sup>11-18</sup> However, these systems cannot be regarded as idealistic granular gases, because (i) the boundary and gravity effects are strong in the rapid granular flows, (ii) the hydrodynamic interaction between particles in gas-solid mixtures are complicated, and (iii) a dense cluster appears in the vibrating experiment. Therefore, it is difficult to achieve free-cooling gases in experiments.<sup>15</sup>

In this letter, to remove such the difficulties, at first, we propose an experimental accessible situation to produce granular gases. Second, we demonstrate that VDF in both dense and dilute granular gases under the vertical vibration can obey exponential-like functions when Coulomb's friction is important through our simulation

based on the distinct element method (DEM). This exponential VDF disappears immediately after vibration is stopped, *i.e.* the grains are in a free-cooling process. Third, we introduce a phenomenological Langevin equation to describe the motion of particles and explain the mechanism to appear the exponential VDF. We note that the detailed analysis of experimental accessible granular gases will be reported elsewhere.

We use a three-dimensional DEM for monodispersed spherical particles.<sup>26</sup> Instead of using the Hertzian contact force, we adopt the linear spring model to represent the repulsion of contacted spheres. We also include the rotation of spheres and Coulomb's slip for tangential contact. The equations of motion of the sphere with the diameter  $d$ , the mass  $m$  and the momentum of inertia  $I = md^2/10$  at contact are given by

$$\begin{aligned} m\ddot{\mathbf{x}}_i &= \sum_{\langle ij \rangle} \{F_n^{ij} \mathbf{n}_{ij} + \tilde{F}_t^{ij} \mathbf{t}_{ij}\} - m\mathbf{g}, \\ I\dot{\boldsymbol{\omega}} &= \frac{d}{2} \sum_{\langle ij \rangle} \tilde{F}_t^{ij} \{\mathbf{n}_{ij} \times \mathbf{t}_{ij}\}, \end{aligned} \quad (1)$$

where  $\mathbf{n}_{ij}$ ,  $\mathbf{t}_{ij}$ ,  $\sum_{\langle ij \rangle}$  and  $\mathbf{g}$  represent the normal and the tangential unit vectors at the contact point from  $j$  to  $i$  particles, the summation over  $j$  particles which are contact with  $i$  particle, and the gravitational acceleration, respectively. The contact forces  $F_n^{ij}$  and  $\tilde{F}_t^{ij}$  are respectively given by

$$\begin{aligned} F_n^{ij} &= -k_n(d - |\mathbf{x}_i - \mathbf{x}_j|) - m\eta_n \mathbf{n}_{ij} \cdot (\dot{\mathbf{x}}_i - \dot{\mathbf{x}}_j), \\ \tilde{F}_t^{ij} &= \begin{cases} F_t^{ij} & (\text{if } |F_t^{ij}| < \mu |F_n^{ij}|) \\ \mu F_n^{ij} & (\text{otherwise}) \end{cases}, \end{aligned} \quad (2)$$

where

$$F_t^{ij} = -k_t(d - |\mathbf{x}_i - \mathbf{x}_j|) - m\eta_t \mathbf{t}_{ij} \cdot (\dot{\mathbf{x}}_i - \dot{\mathbf{x}}_j + \frac{d}{2}(\boldsymbol{\omega}_i + \boldsymbol{\omega}_j)). \quad (3)$$

Here, the friction coefficient  $\mu$  to describe Coulomb's slip is assumed to be  $\mu = 0.8$ . In addition, we introduce four parameters  $k_n, k_t, \eta_n, \eta_t$  which are assumed to be  $k_n = 5.0 \times 10^4 mg/d$ ,  $k_t = 2.5 \times 10^4 mg/d$ ,  $\eta_n = 4.47 \times 10 \sqrt{g/d}$  and  $\eta_t = \eta_n/2$  in our simulation. This setup corresponds

\*E-mail address: ak@yuragi.jinkan.kyoto-u.ac.jp

†E-mail address: hisao@yuragi.jinkan.kyoto-u.ac.jp

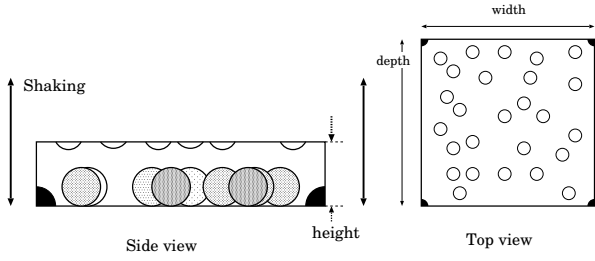


Fig. 1. The schematic side view (left) and the top view (right) of our setup: The random scatters are fixed spherical particles on the top board. The diameter of fixed particles on the top plate (white ones) is uniformly random between  $0.6d$  and  $0.8d$ , and their centers are located  $0.15d$  above the top board. To avoid stack of particles at the corners we introduce four fixed particles (black ones in the figure) at the corners.

to the normal restitution coefficient  $e = 0.638$ . We adopt the second-order Adams-Bashforth method for the time-integration with the time interval  $\Delta t = 1.0 \times 10^{-4} \sqrt{d/g}$ .

We focus on the following situation: Particles are confined in a quasi two-dimensional container in which the height is  $1.8d$  and the horizontal plane is a square (Fig.1). In this system, particles cannot compose a multilayer configuration in the vertical direction, but the particles have vertical velocities in their motion. The mobile particles are randomly scattered by fixed particles on the top of the container if the container is vertically vibrated. The area fractions of fixed scatters are 0.21, 0.23 and 0.25 for the situations of 1,000, 3,000 and 10,000 mobile particles, respectively. The vibration is driven by a sinusoidal force whose amplitude and the frequency are given by  $A = 1.2d$  and  $f = 0.5\sqrt{g/d}$ , respectively. Thus, the acceleration amplitude becomes  $\Gamma = A(2\pi f)^2/g = 11.5$ . If the vibration is stopped, the particles are moving with the rotation on the bottom plate, then the system can simulate a two-dimensional free-cooling granular gas. We emphasize that the rotational particles on a flat plane can be regarded as an approximate assembly of gas particles in a two-dimensional systems, because the energy loss in the rolling friction is very small in many cases.

The simulation starts from a stationary state of particles on the bottom plate. The particles gain the kinetic energy from the external oscillation and the system reaches a 'steady state' in the balance between collisional dissipations and the gain of the energy from the external force. Typically, the system reaches the statistical 'steady state' after 25 cycles of the oscillation in which hydrodynamic quantities are independent of how many cycles proceed from the initial condition but depend only on the phase of oscillation.

In the 'steady state', we confirm that the density is uniform and there is no long-range correlation in contrast to granular gases in free-cooling states.<sup>27</sup> Thus, the system does not have any systematic flows and any definite clusters. We also check that the effects of side boundaries can be neglected. This is because particles always hit the top wall or the bottom wall during the vibration. After we stop the vertical oscillation, the correlation grows with time as the free-cooling process proceeds.

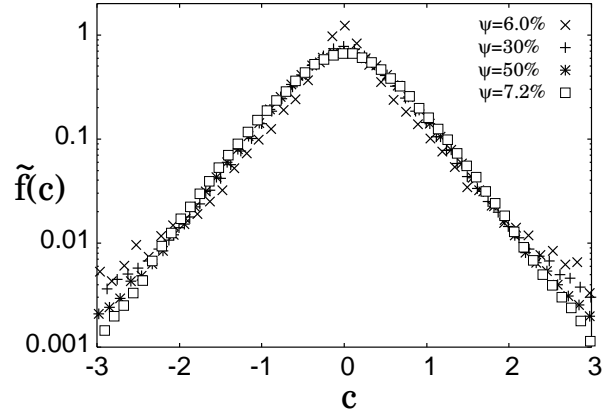


Fig. 2. The scaled VDF  $\tilde{f}(c)$  in 'steady state's under the vertical vibration. Here  $\Psi$  represents the area fraction. For  $\Psi = 7.2\%$  we use 10,000 particles, and use 3,000 particles for other cases.

Table I. Flatnesses(FN) under the several conditions. See the text in detail.

	Number of particles	Fractions(%)		FN
		Area	Volume	
steady state	$1.0 \times 10^3$	6.5	2.4	8.00
		10	3.7	7.63
		20	7.4	6.90
		30	11	6.26
		40	15	5.67
	$3.0 \times 10^3$	6.0	2.2	9.57
		10	3.7	8.13
		20	7.4	7.03
		30	11	6.34
		40	14	5.64
free-cooling	$1.0 \times 10^4$	7.2	2.6	6.85
		7.2	2.6	4.20
no tangential	$1.0 \times 10^3$	6.5	2.4	3.26
	$3.0 \times 10^3$	6.0	2.2	3.43
no friction	$1.0 \times 10^3$	6.5	2.4	3.27
	$3.0 \times 10^3$	6.0	2.2	3.43
undulation	$1.3 \times 10^3$			4.10

The most significant quantity to characterize this gas system is VDF. In the 'steady state', the vertical component of VDF has double peaks where each peak corresponds to a lifting or a falling process, while the horizontal VDF has a single peak. For later discussion, we are only interested in the horizontal VDFs for the analysis. We plot the scaled horizontal VDF  $\tilde{f}(c)$  in Fig.2

$$f(\mathbf{v}, t) = n v_0(t)^{-2} \tilde{f}(\mathbf{v}/v_0) \quad (4)$$

with the density  $n$ , the average speed  $v_0 = \sqrt{2T/m}$  with the granular temperature  $T$ , and  $\int d\mathbf{c} \tilde{f}(c) = \int d\mathbf{c} c^2 \tilde{f}(c) = 1$ , where  $\tilde{f}(c)$  is averaged over the cycles. As in Fig.2, the scaled VDF can be approximated by an exponential function. In fact, the flatness defined by  $\langle c^4 \rangle / \langle c^2 \rangle^2 = \langle c^4 \rangle$  with  $\langle c^n \rangle = \int d\mathbf{c} c^n \tilde{f}(c)$  is

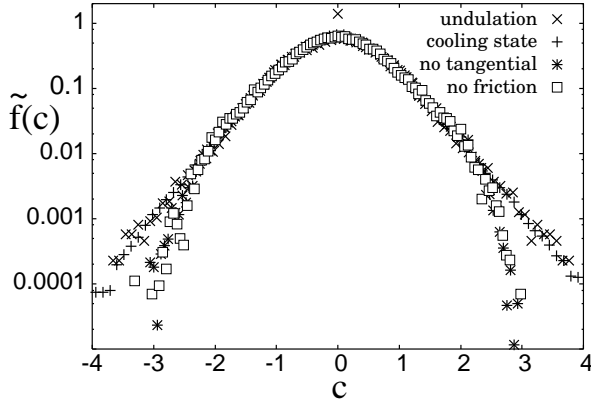


Fig. 3. The scaled VDF for several situations. In the inset, 'no tangential' and 'no friction' correspond to the results of simulations without the tangential force and the friction force, respectively, where the systems are in the 'steady state' and include 3,000 particles with the area fraction 6.0%. Here, 'cooling state' and 'undulation' indicate the results of simulation of the cooling process of 10,000 particles and the undulation, respectively.

not far from 6. It should be noted that the flatness with the Gaussian VDF is 3 and that with the exponential VDF is 6. In our simulation, the flatnesses are summarized in Table I for 1,000 and 3,000 particles' simulation as functions of area fractions projected into the horizontal plane. In addition, the dependence of the flatness on the density is relatively weaker in our situation than that by Murayama and Sano.<sup>13</sup> For a large system with 10,000 particles with the area fraction 7.2% has smaller flatness as 6.85. If the external oscillation stops, the flatness decreases quickly and is saturated at 4.20 for 10,000 particles. As can be seen in Fig.3, VDF in the cooling process is nearly Gaussian for low energy particles but has an exponential tail for high energy particles as in the usual gas systems.<sup>5-7</sup>

Let us consider the origin of the exponential-like VDF. It is easy to verify that the exponential VDF cannot be reproduced without the existence of Coulomb's friction in eq.(2). Namely, if we eliminate the tangential component of the contact force or the slip rule for  $|F_t^{ij}| < \mu|F_n^{ij}|$ , VDF becomes a Gaussian-like distribution (Fig.3). In fact, if all component of tangential contact force is omitted, the flatness becomes 3.43 for 3,000 particles with the area fraction 6.0%. While if we only neglect the effect of Coulomb's friction in eq.(2), the flatness becomes 3.43 in the same situation (Table I). In our system, particles feel the strong shear force when particles hit the side of fixed scatters on the top wall, to change the directions of their motion are changed drastically. Thus, the tangential slips between particles and the fixed scatters are the dominant dissipative processes in the 'steady state'. Since we specify the origin of exponential-like VDF, we can understand the weak dependence of VDF on the density. Namely, particles directly hit the fixed scatters for dilute case, while dense particles collide with each other and rotate without slips besides the collisions with the walls.

Therefore, the essence to produce the large flatness in VDF is apparently Coulomb's friction. Thus, we propose

the following Langevin equation to describe horizontal motion of particles:

$$\frac{d\mathbf{u}}{dt} = -\gamma \frac{\mathbf{u}}{u} - \nabla\Phi + \boldsymbol{\eta}, \quad (5)$$

where  $\mathbf{u}$ ,  $u = |\mathbf{u}|$  and  $\Phi$  are respectively the velocity, the speed and the potential exerted among particles. The friction coefficient  $\gamma$  may be proportional to  $\mu g$ . The  $\alpha$  component of the random force  $\boldsymbol{\eta}$  satisfies the fluctuation-dissipation relation:

$$\langle \eta_\alpha(t) \rangle = 0, \quad \langle \eta_\alpha(t) \eta_\beta(t') \rangle = 2D \delta_{\alpha\beta} \delta(t - t'), \quad (6)$$

where  $D = \gamma \sqrt{T/3m}$  is the diffusion coefficient in the velocity space. The Langevin equation (5) with (6) can be converted into the Fokker-Planck or Kramers equation for the probability distribution function  $P(\mathbf{x}, \mathbf{u}, t)$ :

$$\frac{\partial P(\mathbf{x}, \mathbf{u}, t)}{\partial t} = \{ -\nabla \cdot \mathbf{u} + \frac{\partial}{\partial \mathbf{u}} \cdot \nabla \Phi + \gamma \frac{\partial}{\partial \mathbf{u}} \cdot \frac{\mathbf{u}}{u} + D \frac{\partial^2}{\partial u^2} \} P(\mathbf{x}, \mathbf{u}, t) \quad (7)$$

For spatial homogeneous 'steady states', the equation for  $P \rightarrow P_{st}$  is reduced to  $(\mathbf{u}/u)P_{st} + \sqrt{T/3m}(d/du)P_{st} = 0$  for  $\mathbf{u} \neq 0$ . Its solution can be obtained easily

$$P_{st}(\mathbf{u}) = 2\sqrt{\frac{m}{3T}} \exp[-\sqrt{\frac{3m}{T}}u]. \quad (8)$$

Thus, the Langevin equation with Colom's friction law obeys the exponential VDF.

To check the validity of the new Langevin equation for the motion of particles, we evaluate both the diffusion coefficient  $D$  and the friction coefficient  $\gamma$ . At first, we have confirmed that the motion of particles in the horizontal plane is diffusive. Then, the diffusion coefficient is evaluated from the relation  $\langle (\mathbf{r}(t) - \mathbf{r}(t_0))^2 \rangle = 4D(t - t_0)$ , where we choose  $t_0$  as 25 cycles of the oscillation and simulate the motion of particles until 75 cycles. For each parameter of the oscillation we determine  $T$  from the second moment of VDF. Thus, we obtain the relation between  $D$  and  $T$  for simulations of 1000 and 3000 particles as in Fig.4. Honestly speaking, the best fitted relation is  $\tilde{D} = 0.0735\tilde{T}^{0.452} - 0.0078$ , where  $\tilde{D} = D/(d^{1/2}g^{3/2})$  and  $\tilde{T} = T/(mgd)$ , but this can be replaced by  $\tilde{D} = 0.0744\sqrt{\tilde{T}} - 0.0054$ . This result seems to independent of the system size. We also note that the collective vertical motion suppresses the diffusion for larger  $T$ , and no diffusion takes place because of the insufficient kinetic energy for smaller  $T$ . From the relation between  $\tilde{D}$  and  $\tilde{T}$  we evaluate  $\gamma$  as  $\gamma = 0.129g$ . Note that  $\gamma$  is independent of  $T$ , because the dominant dissipative process is collisions between particles and the horizontal walls caused by the collective motion of particles in the vertical direction. Thus, we believe that the Langevin equation (5) can be used to describe the motion of particles.

Figure 3 also contains VDF obtained from the simulation of granular particles confined in a dense cluster which exhibits undulations. In the simulation, we use  $k_n = 2.0 \times 10^4 mg/d$ ,  $k_t = k_n/2$ ,  $\eta_n = \eta_t = 3.8 \times 10 \sqrt{g/d}$  and  $\mu = 0.4$  with polydispersed particles whose diameters are uniformly distributed between  $0.8d$  and  $d$ . The

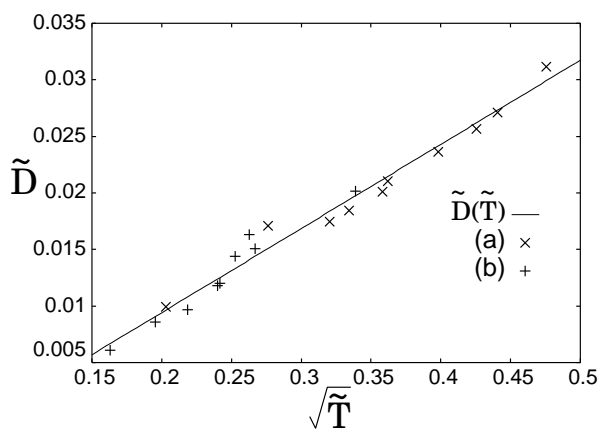


Fig. 4. The relation between  $\tilde{D}$  and  $\tilde{T}$ . The solid line represents  $\tilde{D} = 0.0744\sqrt{\tilde{T}} - 0.0054$ . Where (a) and (b) represent the data for 3,000 particles and for 1,000 particles, respectively.

number of particles is 1,300 and confined in a thin box whose depth is  $4.5d$  and width is  $60d$ . Initial accumulated height of particles is about 6 layers. In this situation, the relative motion of particles are suppressed and particles are confined in a lattice-like cage. In this case, VDF is deviated from the exponential function where the flatness is about 4.10 (Table I), but the high energy particles apparently obey an exponential law as in the free-cooling case (Fig. 3). It is easy to imagine that particles having high energy can slip on the cage and particles having low energy oscillate within cages. This picture may be valid for the gas system in the free-cooling process. Thus, VDF can be approximated by the combination of the Gaussian part for low energy particles and the exponential part for high energy particles. The VDFs for the undulation and the free-cooling process is similar to those in experiments under the vertical vibrations in which a dense cluster exist and each VDF can be approximated by a single stretched exponential function.<sup>11,12,14-18</sup> We believe, however, that the stretched exponential VDF can be understood by the combination of the Gaussian part and the exponential part as stated here.

We also recall that VDF obeys a Gaussian-like function for dense flows on an inclined slope.<sup>28</sup> This is because particles can move without slips because the lattice-like cage is so weak. We also comment on the relation between ours and Murayama and Sano.<sup>13</sup> Because of non-existence of random scatters in their simulation, the slip processes can occur as results of collisions among particles. Thus it is reasonable to get the transition from the Gaussian to the exponential as the density increases. On the other hand, in our case, the slips take place mainly in collisions between particles and fixed random scatters. Therefore the tendency to obey the exponential is emphasized for dilute gases.

This mechanism to obtain the exponential distribution function may be used for other situations, because

Coulomb's friction plays roles in many situations. To look for possibilities of the universal feature of our scenario will be our future task.

In conclusion, we propose an experimental accessible system for granular gases. The VDF in a 'steady state' obeys an exponential-like function but changes Gaussian-like distribution function when free-cooling starts. This exponential VDF is caused by Coulomb's friction force. Thus, we propose the Langevin equation with Coulomb's friction to reproduce the results of our simulation.

## Acknowledgments

HH thanks fruitful discussion with Y. Murayama and N. Mitarai. This work is partially supported by Grand-in-Aid for Scientific Research (Grand No. 15540393) of Ministry of Education Science of Culture, Japan.

- 1) H. M. Jaeger, S. R. Nagel and R. P. Behringer: *Rev. Mod. Phys.* **68** (1996) 1259.
- 2) P. Dantu: *Proc. of the 4th. Int. Conf. on Soil Mechanics and Foundation Eng., Vol.1* (London, Butterwoths, 1957) p.144.
- 3) F. Radjai, M. Jean, J. J. Moreau and S. Roux: *Phys. Rev. Lett.* **77** (1996) 274.
- 4) D. M. Mueth, H. M. Jaeger and S. R. Nagel: *Phys. Rev. E* **57** (1998) 3164.
- 5) T. Pöschel and S. Luding: *Granular Gases*, ed. T. Pöschel and S. Luding (Springer, Berlin, 2001).
- 6) S. E. Esipov and T. Pöschel: *J. Stat. Phys.* **86** (1997) 1385.
- 7) T. P. C. van Noije and M. H. Ernst: *Granular Matter* **1** (1998) 57.
- 8) J. J. Brey and D. Cubero: *Phys. Rev. E* **57** (1998) 2019.
- 9) H. Nakanishi: *Phys. Rev. E* **67** (2003) 010301 (R).
- 10) R. Kawahara and H. Nakanishi: *J. Phys. Soc. Jpn.* **73** (2004) 68.
- 11) S. Warr, J. M. Huntley and George T. H. Jacques: *Phys. Rev. E* **52** (1995) 5583.
- 12) S. Warr, J. M. Huntley and J. P. Hansen: *Phys. Rev. E* **60** (2000) 7066.
- 13) Y. Murayama and M. Sano: *J. Phys. Soc. Jpn.* **67** (1998) 1826.
- 14) J. S. Olafsen and J. S. Urbach: *Phys. Rev. E* **60** (1999) 2468 (R).
- 15) W. Losert, D. G. W. Cooper, J. Delour, A. Kudrolli and J. P. Gollub, *Chaos* **9** (1999) 682.
- 16) F. Rouyer and N. Menon: *Phys. Rev. Lett.* **85** (2000) 3676.
- 17) S. J. Moon, J. B. Swift and H. L. Swinney: *Phys. Rev. E* **69** (2004) 011301.
- 18) D. L. Blair and A. Kudrolli: *Phys. Rev. E* **64**, (2001) 050301 (R).
- 19) Y-h. Taguchi and H. Takayasu: *Europhys. Lett.* **74** (1995) 1268.
- 20) K. Ichiki and H. Hayakawa: *Phys. Rev. E* **52** (1995) 658.
- 21) M. Isobe: *Phys. Rev. E* **64** (2001) 031304.
- 22) C. S. Campbell: *Ann. Rev. Fluid Mech.* **22** (1990) 57.
- 23) N. Mitarai: H. Hayakawa and H. Nakanishi: *Phys. Rev. Lett.* **88** (2002) 174301.
- 24) T. Kawaguchi, T. Tanaka and Y. Tsuji: *Powder Technol.* **96** (1998) 129.
- 25) T. Kawaguchi, M. Sakamoto, T. Tanaka and Y. Tsuji: *Powder Technol.* **109** (2000) 3.
- 26) P. A. Cundall and O. D. Strack: *Geotechnique* **29** (1979) 47.
- 27) T. P. C. van Noije, M. H. Ernst, R. Brito and J. A. G. Orza: *Phys. Rev. Lett.* **79** (1997) 411.
- 28) N. Mitarai, private communications.