

On the theory of the pseudogap anisotropy in the cuprate superconductors

V.M. Loktev*

*Bogolyubov Institute for Theoretical Physics,
Metrologicheskaya str. 14-b, Kiev-143, 03143 Ukraine*

V. Turkowski†

Department of Physics, Georgetown University, Washington, D.C. 20057

(Dated: December 2, 2024)

Abstract

We show by means of the theory of the order parameter phase fluctuations that the temperature of the “closing” (or “opening”) of the gap (and pseudogap) in the electron spectra of superconductors with anisotropic order parameter takes place within a finite temperature range. Every Fourier-component of the order parameter has its own critical temperature.

PACS numbers: 74.25.Jb, 74.72.Hs

*Electronic address: vloktev@bitp.kiev.ua

†Electronic address: turk@physics.georgetown.edu

It is well known that it is not easy to build a self-consistent theory of the copper oxide high-temperature superconductors (HTSCs) due to the necessity to take into account different properties of the cuprates, in particular strong electron correlations, low dimensionality of the electronic and magnetic properties, anisotropy of the order parameter, pseudogap presence, disorder etc. It is extremely difficult to include all these properties into the theory self-consistently. The choice of the properties is usually dictated by the aim of studies. Below we make an attempt to show that it is possible to explain such an unusual phenomenon as smooth disappearing (“closing”) of the pseudogap along the Fermi surface arcs from nodal points to M-points $((0, \pi)$ or $(\pi, 0))$ of the Brillouin zone in the momentum space.

It has been proved that the description of the superconductivity in the 2D metals with arbitrary carrier density requires not two, as usual, but three self-consistent equations (see review [1]). Two of them are well known. The first one is the gap equation, which defines the order parameter. It can be written in the following form in the case of a separable interaction [2]:

$$\Delta_{\mathbf{k}} = \frac{V}{N} \gamma_l(\mathbf{k}) \sum_{\mathbf{q}} \gamma_l(\mathbf{q}) \frac{1}{2\pi} \int_{-\infty}^{+\infty} \frac{d\varepsilon}{\exp(\varepsilon/T) + 1} \text{ImTr}[\hat{\tau}_1 \hat{G}_{\mathbf{q}}(\varepsilon)], \quad (1)$$

where

$$\hat{G}_{\mathbf{q}}(\omega_n) = \frac{1}{i\omega_n - \xi(\mathbf{k})\hat{\tau}_1 - \Delta_{\mathbf{k}}\hat{\tau}_3}, \quad (2)$$

is the Matsubara fermion Green’s function in the Nambu representation, and

$$\xi(\mathbf{k}) = \frac{W}{2} - \frac{W}{4}(\cos(k_x a) + \cos(k_y a)) - \mu \quad (3)$$

is a spectrum of one-particle fermi excitations on the square lattice with the constant a and with the bandwidth W . The spectrum energy is measured with respect to the chemical potential μ . The order parameter in different pairing channels is $\Delta(\mathbf{k}) = \Delta_l(T)\gamma_l(\mathbf{k})$, where l stands for the symmetry of the order parameter. In the s -wave pairing channel we choose $\gamma_s(\mathbf{k}) = 1$, in the p -wave channel $\gamma_p(\mathbf{k}) = \sin(k_x a)$, and, finally, in the related to the HTSCs d -wave pairing channel $\gamma_d(\mathbf{k}) = \cos(ak_x) - \cos(ak_y)$. $\omega_n = (2n + 1)\pi T$ are the Matsubara fermi-frequency, $\hat{\tau}_i$ are the Pauli matrices, and V is the parameter which characterizes the fermion attraction (the separable pairing potential is chosen in the following form: $V_l(\mathbf{k}, \mathbf{q}) = V\gamma_l(\mathbf{k})\gamma_l(\mathbf{q})$).

The second equation can be written as:

$$n_f = 1 - \frac{1}{N} \sum_{\mathbf{k}} \frac{1}{\pi} \int_{-\infty}^{+\infty} \frac{d\varepsilon}{\exp(\varepsilon/T) + 1} \text{ImTr}[\hat{\tau}_3 \hat{G}_{\mathbf{k}}(\varepsilon)]. \quad (4)$$

This equation allows to connect the number of the mobile (doped) carriers in the conducting band with the dispersion law (3) and the chemical potential (usually, holes are the carriers in the copper oxide HTSCs). Generally, the value of the chemical potential is not equal to the value of the Fermi energy (see [1]).

After the integration over the energy ε and by using (2) and (3), equations (1) and (4) can be transformed to a more familiar form:

$$1 = V \int \frac{d^2k}{(2\pi)^2} \gamma(\mathbf{k})^2 \frac{\tanh[E(\mathbf{k})/(2T)]}{2E(\mathbf{k})}, \quad (5)$$

$$n_f = \int \frac{d^2k}{(2\pi)^2} \left[1 - \frac{\xi(\mathbf{k})}{E(\mathbf{k})} \tanh\left(\frac{E(\mathbf{k})}{2T}\right) \right], \quad (6)$$

where $E(\mathbf{k}) = \sqrt{\xi^2(\mathbf{k}) + |\Delta(\mathbf{k})|^2}$ is the excitation energy of the quasi-particles in the superconducting state. The function $E(\mathbf{k})$ is equal to zero at so called nodal points (with $|k_x| = |k_y| = |k_F|$, where \mathbf{k}_F is the Fermi momentum).

The system (5) and (6) is the self-consistent system of equation of the BCS theory. Its solution in the 2D case describes the temperature dependence of the gap (amplitude of the order parameter) and of the chemical potential at given value of n_f . It is impossible to estimate the correct value of the critical temperature from this system, since the critical temperature in the 2D case is equal to zero due to the long-wave fluctuations of the phase of the order parameter [3]. However, there is another phase transition in the 2D systems - the Berezinskii-Kosterlitz-Thouless (BKT) phase transition with the critical temperature $T = T_{BKT}$ at which the correlation of the order parameter changes its space dependence from the exponential (at $T > T_{BKT}$) to the power law (at $T < T_{BKT}$). This transition was studied most completely in the case of the spin XY -model with the following Hamiltonian [4]: $H_{XY} = \frac{J}{2} \sum_{n, \tilde{n}} (\theta_n - \theta_{\tilde{n}})^2$, where J is the exchange coupling and $\theta_n, \theta_{\tilde{n}}$ are the phases of the spin vectors on the nearest sites \mathbf{n} and $\tilde{\mathbf{n}}$. The critical temperature of the BKT transition is defined by the following equation:

$$T_{BKT} = \frac{\pi}{2} J \quad (7)$$

The order parameter of the superconducting metal is a complex (two-component) function, and usually it can be approximated as following (see, for example [5]): $\Phi(\mathbf{r}_1, \mathbf{r}_2) \simeq \Delta(\mathbf{r})e^{i\theta(\mathbf{R})}$, where $\mathbf{r} = \mathbf{r}_1 - \mathbf{r}_2$ and $\mathbf{R} = (\mathbf{r}_1 + \mathbf{r}_2)$ are the relative coordinate and the center of mass coordinate of the pair, correspondingly. In the case of the long-wave approximation the kinetic part of the thermodynamic potential has the form of H_{XY} , but in this case the superconducting rigidity plays the role of the exchange parameter. This parameter is a function of $T_c \equiv T_{BKT}$, μ and $\Delta_l(T_c)$. Equation

$$T_c = \frac{\pi}{2} J(T_c, \mu, \Delta_l(T_c)) \quad (8)$$

makes the system of equations (5), (6) and (8) closed. This system of equations allows us to find the gap, the chemical potential and the critical temperature T_c .

The expression for the function $J(T_c, \mu, \Delta_l(T_c))$ for the case with an anisotropic order parameter can be found in the complete analogy with the isotropic s -case [6] (see also [1]). It has the following form:

$$\begin{aligned} J(T_c, \mu, \Delta_l(T_c)) &= \frac{W}{16} T_c \sum_{n=-\infty}^{\infty} \frac{d^2 k}{(2\pi)^2} T_r \left[\hat{\tau}_3 G_{\mathbf{k}}(i\omega_n) e^{i\delta\omega_n \hat{\tau}_3} + \frac{W}{8} \mathbf{k}^2 G_{\mathbf{k}}^2(i\omega_n) \right] \\ &= \frac{W}{16} \left[n_f - \frac{W}{16T_c} \int \frac{d^2 k}{(2\pi)^2} \mathbf{k}^2 \frac{1}{\cosh^2(E(\mathbf{k})/(2T_c))} \right]; (\delta \rightarrow 0). \end{aligned}$$

This expression together with (8) defines the equation for the critical temperature of the 2D superconducting metal with arbitrary carrier density:

$$T_c = \frac{\pi}{32} W \left[n_f - \frac{W}{16T_c} \int \frac{d^2 k}{(2\pi)^2} \mathbf{k}^2 \frac{1}{\cosh^2(E(\mathbf{k})/(2T_c))} \right]. \quad (9)$$

The solution of the system of self-consistent equations (5), (6), and (9) can be found analytically in the s -wave case with quadratic dispersion of the quasi-particles, $\xi(\mathbf{k}) \sim \mathbf{k}^2$. In this case $\Delta_l(0) \sim \sqrt{n_f}$, $T_c \sim n_f$ and μ is always negative when the fermion density $n_f \rightarrow 0$. In the case of more general dispersion (see, for example [3]), and, moreover, in the case of the anisotropic order parameter, the solution can be found only numerically. This solution gives us the dependencies of T_c , μ and $\Delta_l(T_c)$ on n_f . On the other hand, it is possible to find the amplitude $\Delta_l(T)$ as a function of T from (4) and (5). The solution of these equations at $\Delta_l(T) = 0$ gives us the carrier density dependence of the critical mean-field temperature T_c^{MF} in the l -pairing channel. This temperature does not correspond to any observable phase transition, since there are no phase transitions in the 2D systems, except BKT -transition

as it was mentioned above [16]. This transition is a superconducting phase transition in the metal with inter-fermion attraction, despite there is no general spontaneous symmetry breaking in all the system [6] (for details, see [1]).

The solution of the system of equations (5), (6), and (9) in the s -wave pairing channel is presented in Figs.1 and 2. It is important to note that the system of equations can be analyzed analytically in this case. It is easy to see the complete symmetry of the solutions with respect to the point $n_f = 1$ (the case of half-filling), what was already mentioned in [7, 8]. The two-particle (local) bound states exist at any value of V/W at small values of n_f (or $2 - n_f$, when we consider the hole pairing). In other words, there is no threshold value of the coupling for the bound state formation in the s -wave pairing channel in the 2D case. In this case the chemical potential is negative at any value of V/W and small enough n_f , what indicates the crossover from Bose-Einstein condensation regime to BCS superconductivity with carrier density increasing (or coupling decreasing)[9, 10]. As it follows also from these Figures, the following inequality is always correct $T_c << T_c^{MF}$, and the carrier density dependencies are close to those found analytically in the case of the quadratic dispersion: $T_c^{MF} \sim \sqrt{n_f}$, $T_c \sim n_f$ in the low carrier density limit. The canonical BCS relation $2\Delta_s(0)/T_c^{MF} = 3.52$ holds at any carrier density except very low values of n_f (see Fig.3), but the relation $2\Delta_s(0)/T_c$ is increasing with carrier density decreasing, since it is easy to see that $\Delta_s(0)/T_c \sim \sqrt{n_f}$ at small n_f .

In the cases of the anisotropic p -wave and d -wave pairing (Figs.4-6 and 7-9, correspondingly) the behavior of the superconducting parameters with doping is qualitatively the same. The only difference is that the crossover to superfluidity takes place only above some critical values of V . The local pairs with non-zero orbital momentum can be formed only when the attraction is strong enough [11, 12]. In the cases of the moderate or low attraction the chemical potential of the system is positive at any value of n_f , therefore only Cooper p - and d -wave pairs can exist in this case. The chemical potential in this case practically coincides with the Fermi energy. As it follows from Figures 5 and 8, the relation $T_c << T_c^{MF}$ holds also in these cases, and the ratios $2\Delta_p(0)/T_c^{MF}$ and $2\Delta_d(0)/T_c^{MF}$ are even higher in comparison with the s -wave case, what shows that the isotropic condensate is more stable with respect to the thermal fluctuations. The region between T_c and T_c^{MF} , where the superconducting fluctuations are incoherent and rapidly decay and the order parameter modulus is finite, should be interpreted as the pseudogap region. Above T_c^{MF} (which in some papers

(for example, in [13, 14]) is called the temperature of the decay of superconducting fluctuations T_{scf}) the gap in the superconducting spectrum disappears, while there is no any phase transition at the point T_c^{MF} or around it.

There is another principal difference between T_c and T_c^{MF} . The temperature T_c is a temperature of the phase transition, and therefore it is unique for all the system and for all its excitations. On the other hand, this statement can not be used with respect to T_c^{MF} . It is easy to show this by rewriting the canonical BCS relation in the following form

$$\frac{2\Delta_l(T=0)}{T_c^{MF}} \rightarrow \frac{2\Delta_l(T=0)|\gamma_l(\mathbf{k})|}{T_c^{MF}(\mathbf{k})}, \quad (10)$$

which shows that every Fourier-component of the anisotropic order parameter has its own critical temperature of the gap formation. The phase transition at T_c does not have this property.

The relation (10) defines the temperature $T_c^{MF}(\mathbf{k}) = T_c^{MF}|\gamma_l(\mathbf{k})|$ (or $T_{scf}(\mathbf{k})$). As it follows from this relation, the gaped quasi-particle spectra of the 2D superconductor with anisotropic order parameter shows its momentum dependence also when the temperature changes. It is important that the gap disappears continuously from the nodal point, where $\gamma_l(\mathbf{k}) = 0$, at any T with temperature increasing to the M -points where the gap and the corresponding temperature T_c^{MF} are maximal. The gapless (or actually pseudogapless) character of the spectra will cover larger parts of the Fermi surface with temperature increasing at any values of \mathbf{k} , at which $T = T_c^{MF}(\mathbf{k})$. This behavior in the ARPES experiments (see recent review [15] and references therein).

Thus, it is shown that the self-consistent study of the phase fluctuations of the superconducting order parameter allows one to describe qualitatively the anisotropy of the pseudogap and its disappearance within a rather wide range of temperatures.

Acknowledgments

One of us (V.M.L.) would like to thank H. Beck, Yu.B. Gaididei and V.P. Gusynin for stimulating discussions of the results. The work was partially supported by The Swiss

- [1] V. Loktev, R. Quick and S. Sharapov, Phys. Rep. **349**, 1 (2001).
- [2] J.R. Schrieffer, *Theory of Superconductivity*, Benjamin, N.Y. (1964).
- [3] A.Z. Patashinskii, V.L. Pokrovsky, *Fluctuation Theory of Phase Transitions*, Nauka, Moscow (1975).
- [4] Yu.A. Izyumov, Yu.N. Skryabin, *Statistical Mechanics of Magnetically Ordered Systems*, Nauka, Moscow (1987).
- [5] V.M. Loktev and V.M. Turkowski, Low Temp. Phys. **30**, 179 (2004).
- [6] V.P. Gusynin, V.M. Loktev, and S.G. Sharapov, JETP Lett. **65**, 182 (1997).
- [7] E.V. Gorbar, V.P. Gusynin, V.M. Loktev, Fiz. Nizk. Temp. **19**, 1171 (1993).
- [8] V.P. Gusynin, V.M. Loktev, and S.G. Sharapov, JETP Lett. **69**, 141 (1999).
- [9] M. Randeria, J.-M. Duan and L. Shieh, Phys. Rev. Lett. **62**, 981 (1989).
- [10] M. Randeria, in: A. Griffin, D.W. Snoke, and S. Stringari (Eds.), Bose-Einstein Condensation, Cambridge U.P., New York, 1995, P.355.
- [11] Yu.B. Gaididei, V.M. Loktev, Ukrainian Journ. of Phys. **19**, 253 (1974).
- [12] M.Yu. Kagan and T.M. Rice, J. Phys. C **6**, 3771 (1994).
- [13] J.L. Tallon, in: T. Yamashita and K. Tanabe (Eds.), Advances in Superconductivity, Springer, Tokyo, 2000, P.185.
- [14] S.H. Naqib, J.R. Cooper, J.L. Tallon and C. Panagopoulos, Physica C **387**, 365 (2003).
- [15] M.R. Norman and C. Pepin, preprint cond-mat/0302347.
- [16] It is necessary to mention that usually the temperature T_c^{MF} is not considered in the case of the 2D XY-model. Being rather high ($T_c^{MF} \sim 4J$ for the square lattice) this temperature shows when and where (above T_c^{MF}) the spin system can be considered in the paramagnetic state, i.e. where the average spin modulus on the lattice is zero.

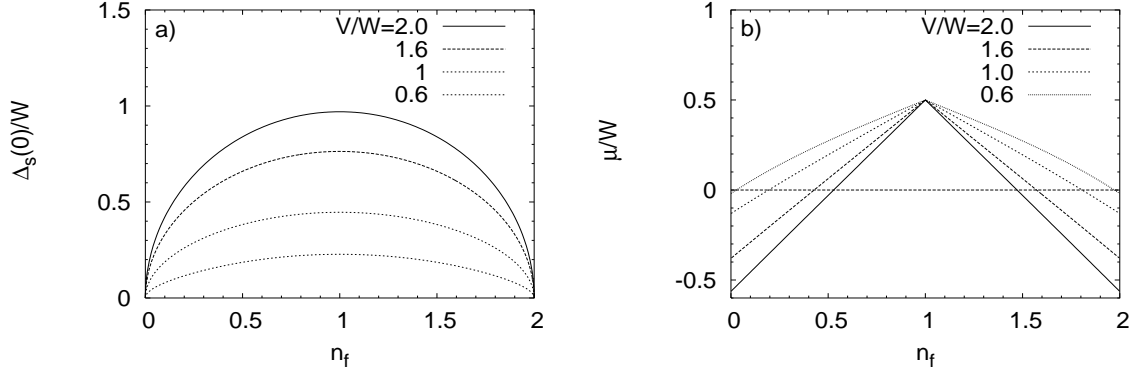


FIG. 1: The carrier density dependence of μ and Δ at $T = 0$ and different values of V in the s -wave pairing channel.

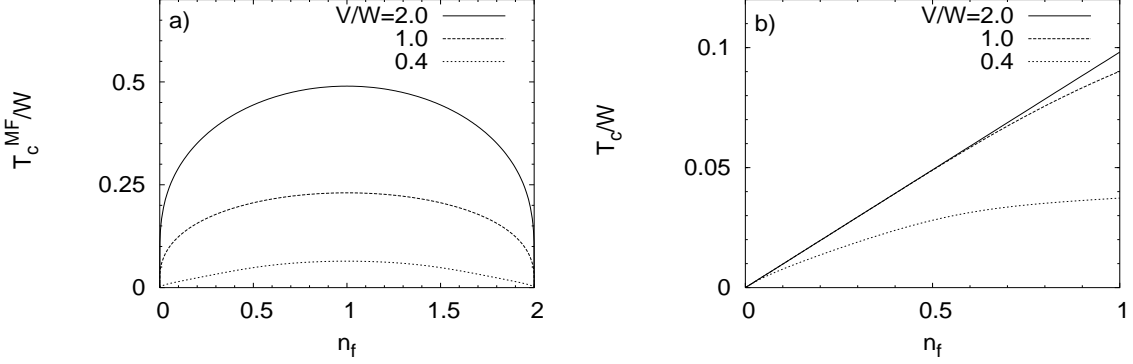


FIG. 2: The carrier density dependence of T_c^{MF} and T_c at different values of V in the s -wave pairing channel.

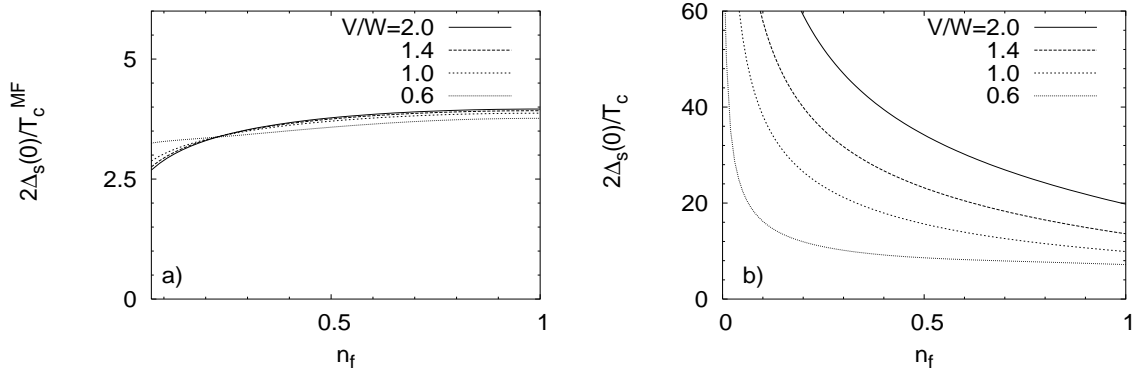


FIG. 3: The carrier density dependence of the ratios $2\Delta_s(T = 0)/T_c^{MF}$ and $2\Delta_s(T = 0)/T_c$ at different values of V in the s -wave pairing channel.

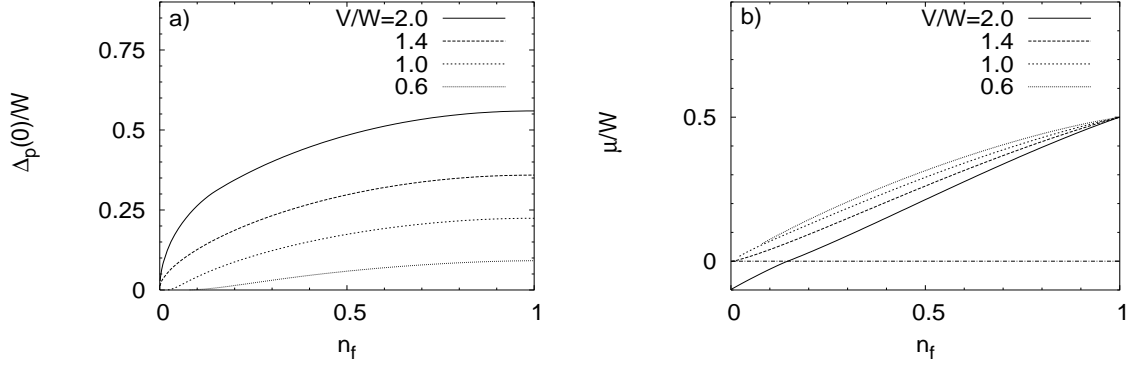


FIG. 4: The carrier density dependence of μ and Δ at $T = 0$ and different values of V in the p -wave pairing channel.

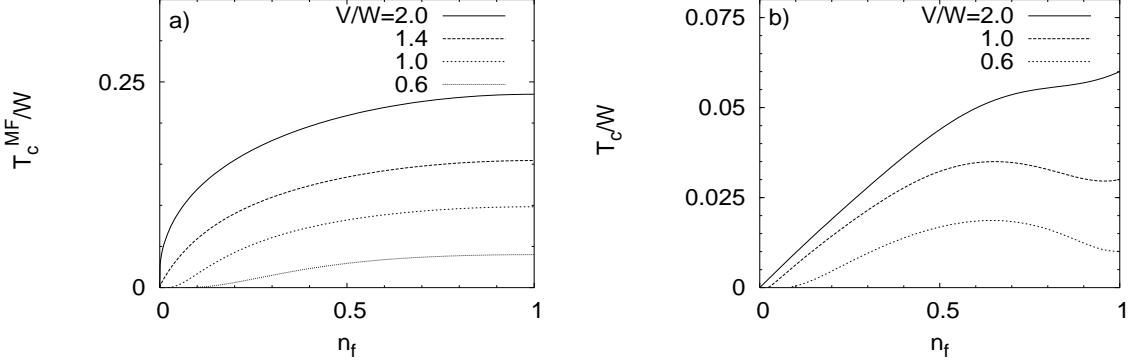


FIG. 5: The carrier density dependence of T_c^{MF} and T_c at different values of V in the p -wave pairing channel.

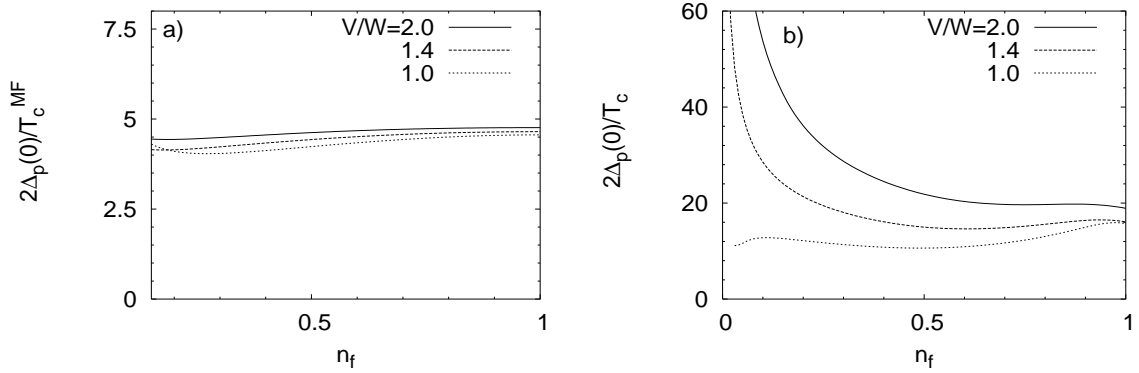


FIG. 6: The carrier density dependence of the ratios $2\Delta_p(T = 0)/T_c^{MF}$ and $2\Delta_p(T = 0)/T_c$ at different values of V in the p -wave pairing channel.

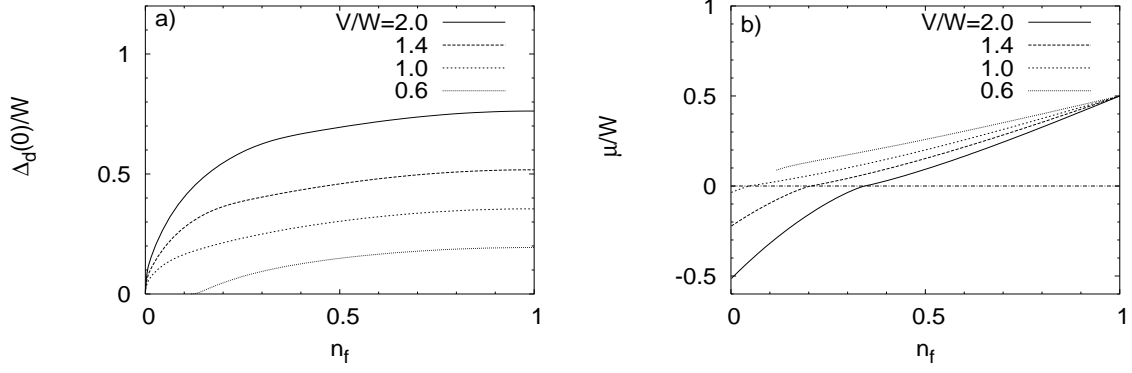


FIG. 7: The carrier density dependence of μ and Δ at $T = 0$ and different values of V in the d -wave pairing channel.

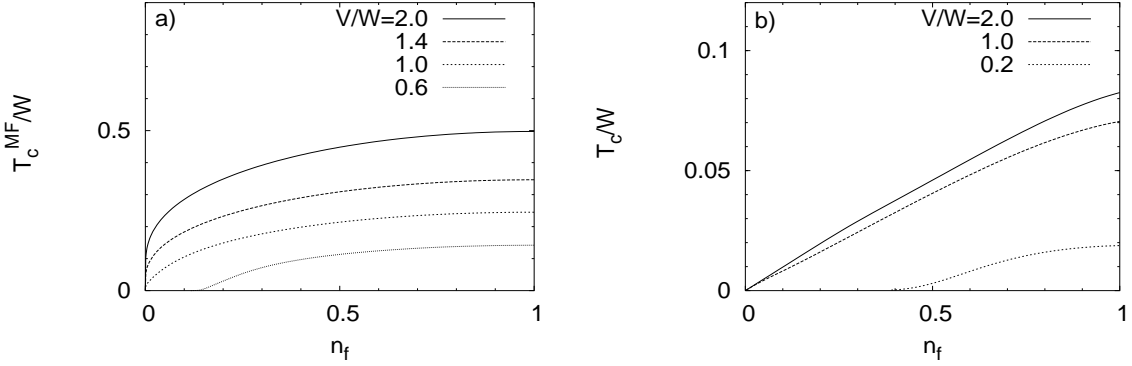


FIG. 8: The carrier density dependence of T_c^{MF} and T_c at different values of V in the d -wave pairing channel.

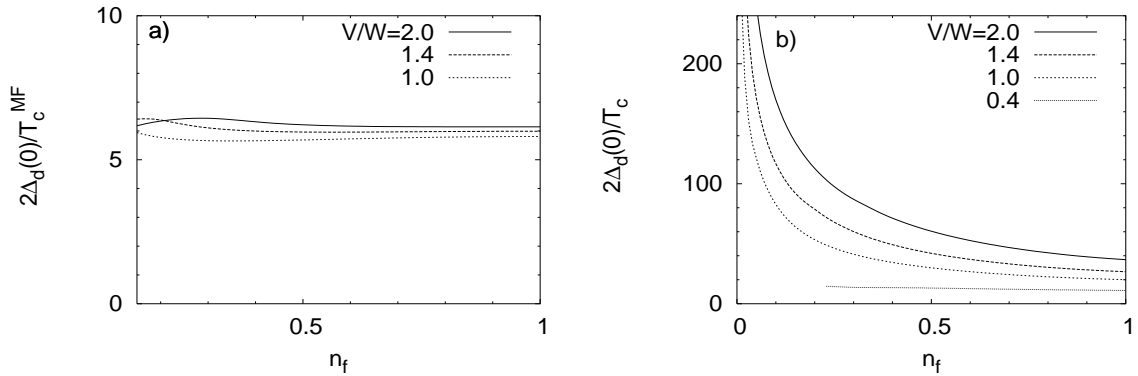


FIG. 9: The carrier density dependence of the relations $4\Delta_d(T=0)/T_c^{MF}$ and $4\Delta_d(T=0)/T_c$ at different values of V in the d -wave pairing channel (The maximal value of the gap in the d -wave pairing. case is $2\Delta_d(T=0)$, not $\Delta_d(T=0)$ like in the s - and p -wave cases.)