

# Non-Fermi Liquid behavior in CeIrIn<sub>5</sub> near a metamagnetic transition.

C. Capan,<sup>1</sup> A. Bianchi,<sup>1</sup> F. Ronning,<sup>1</sup> A. Lacerda,<sup>2</sup> J. D. Thompson<sup>1</sup>,  
P. G. Pagliuso,<sup>3</sup> J. L. Sarrao<sup>1</sup>, and R. Movshovich,<sup>1</sup>

<sup>1</sup>*Los Alamos National Laboratory, Los Alamos, New Mexico 87545*

<sup>2</sup>*National High Magnetic Field Laboratory, Los Alamos, New Mexico 87545*

<sup>3</sup>*Instituto de Física Gleb Wataghin, UNICAMP, 13083-970, Campinas, Brazil*

(Dated: July 25, 2021)

We present specific heat and resistivity study of CeIrIn<sub>5</sub> in magnetic fields up to 17 T and temperature down to 50 mK. Both quantities were measured with the magnetic field parallel to the c-axis ( $H \parallel [001]$ ) and within the a-b plane ( $H \perp [001]$ ). Non-Fermi-liquid (NFL) behavior develops above 12 T for  $H \parallel [001]$ . The Fermi liquid state is much more robust for  $H \perp [001]$  and is suppressed only moderately at the highest applied field. Based on the observed trends and the proximity to a metamagnetic phase transition, which exists at fields above 25 T for  $H \parallel [001]$ , we suggest that the observed NFL behavior in CeIrIn<sub>5</sub> is a consequence of a metamagnetic quantum critical point.

PACS numbers: 74.70.Tx, 71.27.+a, 74.25.Fy, 75.40.Cx

Investigations of the material properties near a zero-temperature phase transition (Quantum Critical Point or QCP) is at present a very active area of research, attracting both experimental and theoretical attention. It is common for metallic compounds in the vicinity of a QCP to display a variety of physical properties at odds with those expected for a Fermi Liquid (FL), a concept that forms the basis for our understanding of the physics of a vast majority of metals. Characteristic of a FL are such properties as a linear-in-temperature specific heat  $C$  and T-squared resistivity  $\rho$ . In contrast, materials near QCPs often display a diverging Sommerfeld coefficient  $\gamma = C/T$  and a power law temperature dependent resistivity  $\rho = \rho_0 + AT^\alpha$ , with  $\alpha$  significantly different from 2 [1]. The theoretical picture of a system near a QCP is not complete at the moment, and the origins of the behavior described above are the subject of intense theoretical investigations.

For a large number of the material studied, the two competing phases at the QCPs are antiferromagnetically (AF) ordered and paramagnetic ones. It was demonstrated that for this class of compounds pressure was an effective parameter for tuning a system through an AF QCP, particularly for the Ce-based heavy-fermion compounds. This group of materials include, for example, CeCu<sub>2</sub>Ge<sub>2</sub> [2], CeRh<sub>2</sub>Si<sub>2</sub> [3], CePd<sub>2</sub>Si<sub>2</sub>, and CeIn<sub>3</sub> [4]. Alternatively, in an increasing number of materials, i.e. CeCu<sub>5.2</sub>Ag<sub>0.8</sub> [5], CeCoIn<sub>5</sub> [6, 7], and YbRh<sub>2</sub>Si<sub>2</sub> [8, 9], it was found to be possible to tune the system through a QCP by varying the magnetic field.

A novel route to quantum criticality was proposed based on Sr<sub>3</sub>Ru<sub>2</sub>O<sub>7</sub>, when its resistivity in magnetic field close to the metamagnetic field  $H_M = 8$  T displayed pronounced NFL behavior [10, 11]. On general grounds a first order  $T = 0$  phase transition does not lead to a QCP. Nevertheless, it was suggested that quantum critical behavior can be associated with a first order phase transition when the transition's critical end point is driven to zero temperature [10, 12]. In Sr<sub>3</sub>Ru<sub>2</sub>O<sub>7</sub> the critical end

point of the metamagnetic phase transition temperature  $T_M^c$  can be tuned by varying the direction of the magnetic field with respect to the tetragonal crystal lattice. When magnetic field is close to  $H \parallel [001]$ ,  $T_M^c$  is suppressed close to zero, leading to the quantum critical behavior observed in Sr<sub>3</sub>Ru<sub>2</sub>O<sub>7</sub> [10]. Recent analysis indicate that CeRu<sub>2</sub>Si<sub>2</sub> may also be close to a metamagnetic QCP [13].

Related phenomena may be in play in CeIrIn<sub>5</sub>. For most of the compounds with AF QCPs magnetic field suppresses the AF state, with the Fermi Liquid behavior recovered in the paramagnetic state above the critical field of the QCP. In this Letter we present results of the specific heat and resistivity measurements in CeIrIn<sub>5</sub> which show the reverse trend, with magnetic field suppressing rather than enhancing the Fermi Liquid state, pointing perhaps to a different route to Quantum Criticality. Based on our results we suggest that the NFL behavior in CeIrIn<sub>5</sub> is due to the proximity to a metamagnetic phase transition and a metamagnetic QCP, perhaps similar to the recently discussed case of Sr<sub>3</sub>Ru<sub>2</sub>O<sub>7</sub> [10].

The details of sample growth and characterization are described in Ref. 14. Large plate-like single crystals, up to 1 cm long, are grown from an excess In flux. CeIrIn<sub>5</sub> is a layered tetragonal heavy fermion compound from the 1-1-5 family, with no long-range magnetic order but a superconducting ground state [14]. The presence of the cylindrical Fermi surface sheet, inferred from de Haas-van Alphen studies [15], and a ratio of 4.8 of the effective masses between the c-axis and the CeIn<sub>3</sub> planes [16] makes CeIrIn<sub>5</sub> a moderately anisotropic system. Moreover, the crystal electric field effects result in an anisotropic susceptibility, with a step-like feature around 50 K along the c-axis [17]. The anisotropy of the spin fluctuations is evidenced in the temperature dependence of  $T_1$  derived from the NQR data [18]. This anisotropy is reflected in both the specific heat and resistivity data shown below.

We measured the specific heat of a CeIrIn<sub>5</sub> single crystal with the quasi-adiabatic heat pulse method in a dilu-

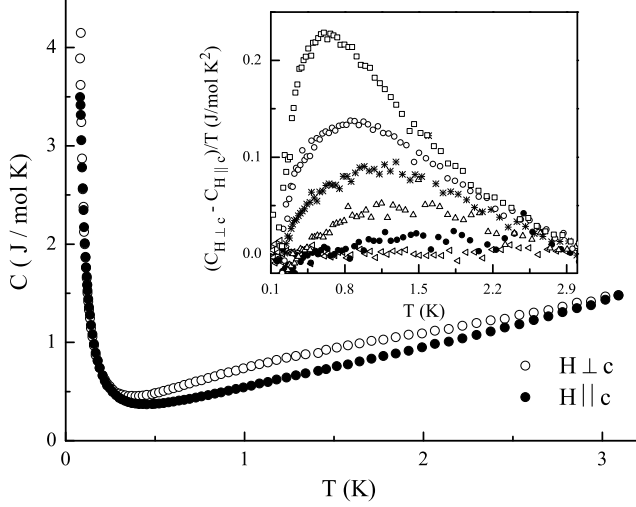


FIG. 1: Specific heat as a function of temperature at 17 T for field oriented (●) parallel to  $c$ -axis and (○) in the plane. Inset: Anisotropy of specific heat (difference of in-plane and out-of-plane specific heat) as a function of temperature at various magnetic fields up to 17 T. (◁) 1 T, (●) 3 T, (△) 6 T, (\*) 9 T, (○) 12 T, (□) 17 T.

tion refrigerator between 100 mK and 3 K and in magnetic fields up to 17 T. Fig. 1 shows the specific heat as a function of temperature in the normal state, for the magnetic field of 17 T applied perpendicular and parallel to the  $c$ -axis. At low temperature (below 200 mK) the specific heat is dominated by the nuclear Schottky anomaly, which is mainly due to In nuclear levels split by the magnetic field. The Schottky anomaly can be well approximated with an  $\alpha/T^2$  dependence in the whole field range, with  $\alpha \propto H^2$  for both field orientations, as expected. The 17 T field induces a significant shift between the in-plane and out-of-plane specific heat, for temperatures ranging from 0.2 K to 3 K.

Figure 2 shows the electronic specific heat as a function of temperature on a semi-log scale, for magnetic fields oriented (a) in-plane and (b) out-of-plane, with field values ranging between 1 T and 17 T. The electronic specific heat is obtained after subtracting the lattice and the nuclear Schottky contribution from the measured specific heat. The lattice contribution is small in the temperature range of interest (only 2.8% of the total specific heat at 3 K) and has been calculated from the LaIrIn<sub>5</sub> specific heat in the Debye approximation.

The Sommerfeld coefficient  $\gamma = C/T$  rises as the temperature is reduced below 3 K, consistent with earlier reports on non-Fermi-liquid behavior in this compound, both of specific heat [19] and thermal expansion [20], and reaches a plateau below about 1 K in low magnetic fields. The saturation of  $\gamma$  marks the onset of the Fermi liquid regime below the temperature  $T_{FL}$  for both field orientations. However,  $\gamma$  has a remarkably different evolution for the two field orientations studied when the magnetic

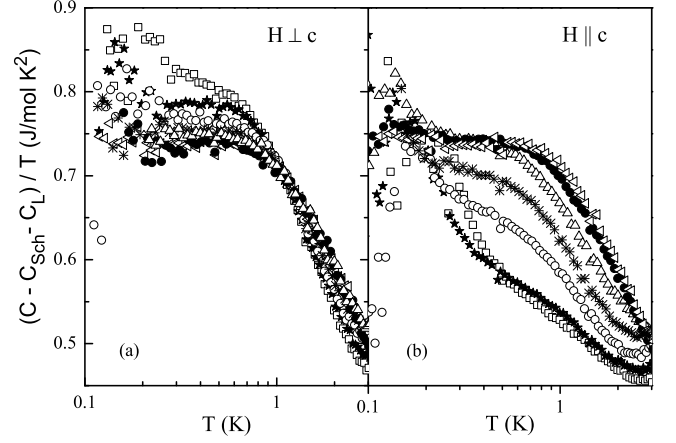


FIG. 2: Electronic specific heat, obtained by subtracting the Schottky and lattice contributions from the total specific heat, as a function of temperature at various magnetic fields up to 17 T with the field applied (a) in plane and (b) along the  $c$ -axis. (◁) 1 T, (●) 3 T, (△) 6 T, (\*) 9 T, (○) 12 T, (☆) 15 T, (□) 17 T.

field is increased. Namely, the field in-plane does not have a strong effect on the overall shape of  $\gamma$ , and just slightly suppresses  $T_{FL}$  to lower temperatures and makes the slope above 1 K steeper. In contrast, for  $H \parallel c$  the knee in  $\gamma$  gradually disappears, and the overall slope becomes more flat with increasing field, leading to the gap between the bare specific heat curves described earlier (see Fig. 1). Note that the difference in the slopes above 1 K cannot be due to the error in subtraction of the Schottky contribution, which drops to  $\approx 50\%$  of the total specific heat at 300 mK for 17 T.

The difference in the evolution of the specific heat with the field in different orientations is emphasized in the inset of Fig. 1, where we plot the difference between the in-plane and out-of-plane specific heat divided by temperature,  $(C_{H\perp c} - C_{H\parallel c})/T$ . A broad maximum is resolved above the field of 3 T, reflecting the suppression of the specific heat in the  $H \parallel [001]$  orientation. This maximum increases in magnitude and shifts to lower temperatures as the field is increased, reaching 0.23 J/molK<sup>2</sup> at 17 T around 0.6 K, or about 27% of the total specific heat.

There is a clear anisotropy in the evolution of  $T_{FL}$  as well. At 1 T the Fermi liquid behavior survives up to  $\sim 0.9$  K independent of the field orientation. However, as the magnetic field is increased, the Fermi temperature is depressed much faster when the field is along the  $c$ -axis, in contrast to a very gradual decrease observed when the field is in-plane. The knee eventually vanishes completely and  $\gamma$  becomes divergent down to the lowest temperatures measured for fields above 12 T with  $H \parallel c$ . This NFL behavior suggests that CeIrIn<sub>5</sub> may be approaching a QCP for fields  $H \parallel c$  above 12 T.

Figure 3 shows resistivity data for magnetic fields of 12 T, 15 T, and 17 T applied both within and out of the  $a$ - $b$  plane of CeIrIn<sub>5</sub>. Fermi liquid  $\rho = \rho_0 + AT^2$  behavior

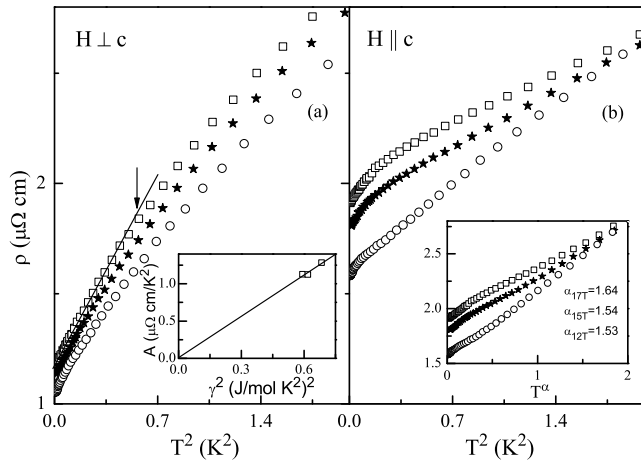


FIG. 3: Resistivity of CeIrIn<sub>5</sub> at (○) 12 T, (★) 15 T, and (□) 17 T. (a):  $H \parallel [001]$  orientation. Arrow indicate the onset of the deviation of the 17 T data from the Fermi Liquid  $\rho \propto T^2$  behavior (straight line) at  $T_{FL}$ . Inset: coefficient  $A$  of the  $T^2$  term in resistivity versus square of the Sommerfeld coefficient of  $\gamma = C/T$  for  $H \perp [001]$ , testing the Kadowaki-Woods relation (see the text). (b):  $H \perp [001]$  orientation. Inset: resistivity for  $H \parallel [001]$  plotted vs.  $T^\alpha$  for best fit of the lowest temperature data.  $\alpha \neq 2$  for these fields.

is clearly obeyed by the resistivity for all fields  $H \perp [001]$  (Fig. 3(a)) below a well defined temperature, marked by the arrow for 17 T data as an example. This behavior of the resistivity is consistent with the FL behavior displayed at low temperature by the specific heat for  $H \perp [001]$  (see Fig. 2(a)). To analyze the data further we plot coefficient  $A$  of the  $T^2$  term in resistivity versus  $\gamma^2$  in the inset of Fig. 3(a). For many heavy fermion compounds  $A$  vs  $\gamma^2$  points fall close to a single straight line [21]. Similar behavior is observed for CeIrIn<sub>5</sub>, with  $A \propto \gamma^2$ , as is seen in the inset. The coefficient of proportionality (Kadowaki-Woods ratio) is about a factor of five smaller than the average value for other heavy-fermions. This, however, is within the scatter displayed by this class of materials. Therefore, both resistivity and specific heat of CeIrIn<sub>5</sub> have a well developed heavy-fermion FL ground state for  $H \perp c$  below 17 T.

Figure 3(b) shows resistivity data for  $H \parallel [001]$ . In this case resistivity above 12 T has a clear curvature at low temperature when plotted against  $T^2$ . In the inset of Fig. 3(a) we plot resistivity versus  $T^\alpha$ , where  $\alpha$  is adjusted for the best fit to the data in the low temperature regime. The values of  $\alpha$  obtained in such fashion are displayed in the inset, and are close to 1.5. For all three fields the data plotted vs.  $T^\alpha$  falls on a straight line below  $\approx 0.5$  K. Such NFL behavior of resistivity with the power law exponent different from 2 was observed in other compounds near a QCP [1]. Once again, the NFL resistivity behavior is consistent with the NFL behavior displayed by the specific heat of CeIrIn<sub>5</sub> for  $H \parallel [001]$ . Together, resistivity and specific heat data point to an approaching

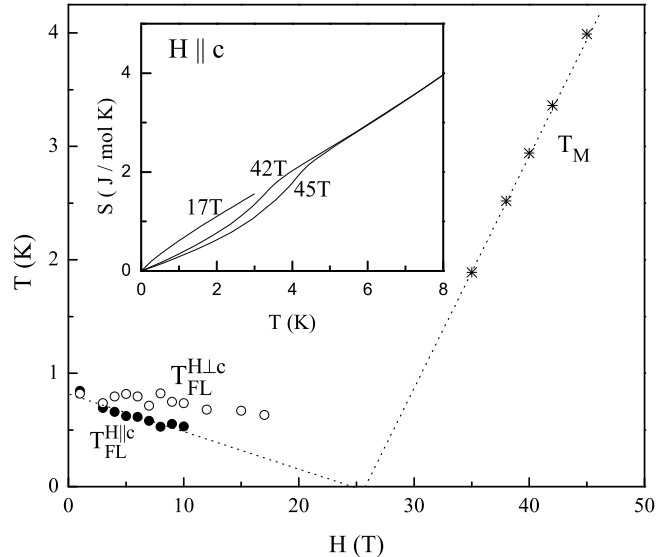


FIG. 4: H-T phase diagram of CeIrIn<sub>5</sub>. Fermi Liquid temperatures  $T_{FL}$  are derived from the electronic specific heat are represented for the field in-plane (○) and parallel to c-axis (●). The metamagnetic transition temperature  $T_M$  is from Ref. [19]. Inset: the entropy for our 17 T data and the 45 T data of Ref. [19]. See text for the details on the extrapolations of both sets of data.

QCP with magnetic field  $H \parallel [001]$  increasing above 12 T.

The NFL behavior in CeIrIn<sub>5</sub> is qualitatively different from that commonly observed in many heavy fermion compounds in the vicinity of the QCP, where application of the magnetic field suppresses the magnetically ordered state and stabilizes the FL behavior for  $H > H_{QCP}$ . In contrast, in CeIrIn<sub>5</sub> increasing magnetic field suppresses the FL state. Magnetic field in the range investigated here, therefore, drives the system closer to a QCP. Such behavior is likely related to the properties discovered in the very high field investigations of CeIrIn<sub>5</sub>. Magnetization studies of CeIrIn<sub>5</sub> revealed a metamagnetic anomaly at a field of 42 T [22] at 1.3 K. Subsequent specific heat measurements of CeIrIn<sub>5</sub> uncovered a phase transition into a magnetic state between 35 T at 1.8 K and 45 T at 4.2 K, extrapolating to  $H_M \approx 26$  T at zero temperature [19]. More recent data from cantilever magnetometry investigation of CeIrIn<sub>5</sub> show an anomaly in magnetic response at 30 T at 45 mK [23]. Despite the quantitative differences, these measurement are most likely studying the same phenomenon of metamagnetism in CeIrIn<sub>5</sub>.

It is instructive to compare behavior of CeIrIn<sub>5</sub> with that of Sr<sub>3</sub>Ru<sub>2</sub>O<sub>7</sub>, a material whose NFL behavior close to a metamagnetic phase transition have recently received both experimental and theoretical attention [10, 12]. The Sommerfeld coefficient  $\gamma$  of Sr<sub>3</sub>Ru<sub>2</sub>O<sub>7</sub> diverges in magnetic field close to the metamagnetic field  $H_M = 8$  T for  $H \parallel [001]$ , close to the orientation when the first order critical end point is suppressed to  $T = 0$  [24].

It is interesting to note that even when the critical end point temperature  $T_M^c$  is finite (i.e.  $H \perp [001]$ , where  $H_M \approx 6$  T) the phase diagram showing NFL behavior, based on the resistivity data, is remarkably similar to the  $H \parallel [001]$  case with  $T_M^c = 0$  [11]. In addition,  $\gamma$  in  $\text{Sr}_3\text{Ru}_2\text{O}_7$  is close to being logarithmically divergent with temperature for  $H \perp [001]$  at 6 T as well [25]. Finally, we note that MnSi provides evidence that a first order phase transition does not preclude NFL behavior [26].

The above comparison leads us to suggest that the NFL behavior in  $\text{CeIrIn}_5$  is due to the proximity to a metamagnetic phase transition. Figure 4 shows the magnetic field - temperature phase diagram. The open and solid circles represent the Fermi Liquid temperature  $T_{FL}$  obtained from the analysis of the specific heat data for  $H \perp c$  and  $H \parallel c$ , respectively. The data for  $H \parallel c$  extrapolates to a value close to 25 T. Stars, representing the metamagnetic transition temperature  $T_M$  from Ref. [19], extrapolate to about 26 T. The two values are very close and hint at the possibility that the NFL behavior in  $\text{CeIrIn}_5$  for  $H \parallel c$  between 12 and 17 T may be related to the metamagnetic phase transition observed at higher fields. To test this hypothesis further we compared the entropy associated with the metamagnetic transition at 45 T with the entropy of  $\text{CeIrIn}_5$  at 17 T. We estimated the specific heat of  $\text{CeCoIn}_5$  at 42 T and 45 T below 1.2 K by linearly extrapolating  $\gamma$  from Ref. [19] from 1.2 K to  $T = 0$ . The extrapolated curves were integrated and the resulting entropy curves are displayed in the inset of Fig. 4. The entropy values are very close

at high temperature above the metamagnetic anomaly in specific heat. This indicates that the metamagnetic anomaly is built out of the spin fluctuations that lead to the NFL behavior of specific heat of  $\text{CeIrIn}_5$  at 17 T, and presents a strong argument in favor of the metamagnetic quantum critical point in  $\text{CeIrIn}_5$  being the origin of the NFL properties of  $\text{CeIrIn}_5$  we observed.

For  $H \perp c$ , the metamagnetic transition does not occur below 52 T [22]. This is reflected in our data, with FL behavior being much more robust for this orientation. In fact, from the field dependence of  $T_{FL}$  for  $H \perp c$  displayed in Fig. 4 we can roughly estimate the metamagnetic transition field  $H_M$  to be between 70 T and 90 T for  $H \perp c$ .

In conclusion, specific heat and resistivity measurements of  $\text{CeIrIn}_5$  in magnetic field up to 17 T revealed NFL behavior in both of these properties for the field out of the plane ( $H \parallel c$ , easy axis) orientation. This behavior develops above 12 T. Fermi liquid is robust for  $H \perp c$  in this field range. On the basis of the phase diagram and the entropy analysis we suggest that the NFL behavior in  $\text{CeIrIn}_5$  is due to the metamagnetic QCP point.

We thank R. G. Goodrich, C. Varma, and J. Lawrence for stimulating discussions. Work at Los Alamos National Laboratory was performed under the auspices of the U.S. Department of Energy. One of us (FR) thanks Reines Postdoctoral Fellowship (DOE-LANL) for support. Work at the NHMFL was performed under the auspices of the National Science Foundation, the State of Florida and the US Department of Energy.

- 
- [1] G. R. Stewart, Rev. Mod. Phys. **73**, 797 (2001).
  - [2] D. Jaccard, K. Behnia, and J. Sierro, Phys. Lett. A **163**, 475 (1992).
  - [3] R. Movshovich, T. Graf, D. Mandrus, J. D. Thompson, J. L. Smith, and Z. Fisk, Phys. Rev. B **53**, 8241 (1996).
  - [4] N. D. Mathur, F. M. Grosche, S. R. Julian, I. R. Walker, D. M. Freye, R. K. W. Haselwimmer, and G. G. Lonzarich, Nature **394**, 39 (1998).
  - [5] K. Heuser, J. S. Kim, E. W. Scheidt, T. Schreiner, and G. R. Stewart, Physica B **261**, 392 (1999).
  - [6] A. Bianchi, R. Movshovich, I. Vekhter, P. G. Pagliuso, and J. L. Sarrao, Phys. Rev. Lett. **91**, 257001 (2003).
  - [7] J. Paglione, M. A. Tanatar, D. G. Hawthorn, E. Boaknin, R. W. Hill, F. Ronning, M. Sutherland, L. Taillefer, C. Petrovic, and P. C. Canfield, Phys. Rev. Lett. **91**, 246405 (2003).
  - [8] P. Gegenwart, J. Custers, C. Geibel, K. Neumaier, T. Tayama, K. Tenya, O. Trovarelli, and F. Steglich, Phys. Rev. Lett. **89**, 056402 (2002).
  - [9] P. Gegenwart, J. Custers, T. Tayama, K. Tenya, C. Geibel, G. Sparn, N. Harrison, P. Kersch, D. Eckert, K. H. Muller, et al., J. Low Temp. Phys. **133**, 3 (2003).
  - [10] S. A. Grigera, R. S. Perry, A. J. Schofield, M. Chiao, S. R. Julian, G. G. Lonzarich, S. I. Ikeda, Y. Maeno, A. J. Millis, and A. P. Mackenzie, Science **294**, 329 (2001).
  - [11] R. S. Perry, L. M. Galvin, S. A. Grigera, L. Capogna, A. J. Schofield, A. P. Mackenzie, M. Chiao, S. R. Julian, S. I. Ikeda, S. Nakatsuji, et al., Physical Review Letters **86**, 2661 (2001).
  - [12] A. J. Millis, A. J. Schofield, G. G. Lonzarich, and S. A. Grigera, Phys. Rev. Lett. **88**, 217204 (2002).
  - [13] for a recent review see J. Flouquet, P. Haen, S. Raymond, D. Aoki, and G. Knebel, Physica B **319**, 251 (2002).
  - [14] C. Petrovic, R. Movshovich, M. Jaime, P. G. Pagliuso, M. F. Hundley, J. L. Sarrao, Z. Fisk, and J. D. Thompson, Europhys. Lett. **53**, 354 (2001).
  - [15] Y. Haga, Y. Inada, H. Harima, K. Oikawa, M. Murakawa, H. Nakawaki, Y. Tokiwa, D. Aoki, H. Shishido, S. Ikeda, et al., Phys. Rev. B **63**, 060503 (2001).
  - [16] H. Shishido, R. Settai, D. Aoki, S. Ikeda, H. Nakawaki, N. Nakamura, T. Iizuka, Y. Inada, K. Sugiyama, T. Takeuchi, et al., J. Phys. Soc. Japan **71**, 162 (2002).
  - [17] P. G. Pagliuso, N. J. Curro, N. O. Moreno, M. F. Hundley, J. D. Thompson, J. L. Sarrao, and Z. Fisk, Physica B **320**, 370 (2002).
  - [18] G. q. Zheng, K. Tanabe, T. Mito, S. Kawasaki, Y. Kitaoka, D. Aoki, and Y. Onuki, Phys. Rev. Lett. **86**, 4664 (2001).
  - [19] J. S. Kim, J. Alwood, P. Kumar, and G. R. Stewart, Phys. Rev. B **65**, 174520 (2002).
  - [20] N. Oeschler, P. Gegenwart, M. Lang, R. Movshovich, J. L. Sarrao, J. D. Thompson, and F. Steglich, Physical Review Letters **91**, 076402 (2003).
  - [21] K. Kadowaki and S. B. Woods, Solid State Commun. **58**,

- 507 (1986).
- [22] T. Takeuchi, T. Inoue, K. Sugiyama, D. Aoki, Y. Tokiwa, Y. Haga, K. Kindo, and Y. Onuki, J. Phys. Soc. Japan **70**, 877 (2001).
  - [23] E. C. Palm, T. P. Murphy, D. Hall, S. W. Tozer, R. G. Goodrich, and J. L. Sarrao, Physica B **329**, 587 (2003).
  - [24] Z. X. Zhou, S. McCall, C. S. Alexander, J. E. Crow, P. Schlottmann, A. Bianchi, C. Capan, R. Movshovich, K. H. Kim, M. Jaime, N. Harrison, M. K. Haas and R.J. Cava and G. Cao, Phys. Rev. B Rapid Commun., in print.
  - [25] C. Capan, unpublished.
  - [26] N. Doiron-Leyraud, I. R. Walker, L. Taillefer, M. J. Steiner, S. R. Julian, and G. G. Lonzarich, Nature **425**, 595 (2003).