

# A Topographic-Non-Topographic Paradigm for Glassy Dynamics

Enzo Marinari<sup>1</sup> and Estelle Pitard<sup>2</sup>

<sup>1</sup>*Dipartimento di Fisica, SMC and UdR1 of INFN, INFN,  
Università di Roma La Sapienza, P.le Aldo Moro 2, 00185 Roma, Italy.*

<sup>2</sup>*Laboratoire des Verres (CNRS-UMR n° 5587), CC69,  
Université Montpellier 2, 34095 Montpellier Cedex 5, France.*

(Dated: December 2, 2024)

We describe spatio-temporal correlations and heterogeneities in the Kob-Andersen model. We show that most of the relevant features are indeed characteristic of a slow, glassy dynamics: they are non-topographic, in which they do not depend on the energy landscape of the system. We also show that other features (like aging) are necessarily absent, and that their presence requires a non-trivial equilibrium measure, calling for a *Topographic-Non-Topographic* (TNT) paradigm.

PACS numbers: 64.70.Pf, 05.50.+q, 05.70.Jk

Glassy dynamics needs to be understood [1]: it is a phenomenon of very general relevance, with dramatic features and a number of crucial consequences. Relevant tools for trying to improve this understanding are kinetically constrained models (KCM) [2]: particles constrained by dynamical rules undergo a relaxation that is slowed down when the density of particles increases and shares similarities with spin-glass and glass models. In KCM steric effects make some moves of particles impossible because of an effective high local density, putting strong constraints on the number of allowed paths between configurations [3], while in SG and glass models frustration and/or disorder in the interactions produces a slow relaxation. In glasses both effects are likely to be present. Especially since the works of Harrowell [4] on spatio-temporal heterogeneities the role of KCM is turning out to be potentially very relevant. A “Non-Topographic” interpretation of the dynamics [5], based on stressing the role of the dynamical heterogeneities, has been opposed to the usual landscape or “Topographic” interpretation [6].

Here we propose and try to validate an intermediate, *Topographic-Non-Topographic* (TNT) picture, by separating dynamical features that depend on dynamical heterogeneities alone and those that are better explained from the landscape point of view. We will focus as an example on the Kob-Andersen (KA) model [7]. In this three dimensional ( $3d$ ) lattice gas on a cubic lattice a particle can hop to one of its empty nearest neighbor sites only if it has strictly less than  $m$  occupied nearest-neighbors, and if after the hop it will also have less than  $m$  occupied nearest-neighbors. In the original study of the KA model, the value of  $m$  is chosen to be  $m = 4$ : this value is intermediate between free diffusion of particles with excluded volume ( $m = 6$ ) and the case with  $m \leq 3$  where small cubes of occupied sites are blocked forever. The relaxation is hence a diffusive process with additional steric constraints. The energy landscape is trivial in the sense that all configurations are thermodynamically equally probable, and a random configura-

tion of particles is a typical equilibrium configuration. In spite of this apparent triviality a first analysis of the KA model [7] exhibited features similar to those seen in glassy systems, such as the arrest of the diffusion constant at some density  $\rho_c$  smaller than 1 ( $\rho_c \simeq 0.881$  in [7]), and a slow stretched-exponential relaxation of the intermediate scattering function.

Recently the question of finite-size effects in the KA model, already addressed in [7], came back, related to the issue of the possible presence of a true dynamical transition. It is now established that in the thermodynamic limit and in finite dimension, no dynamical arrest occurs at a density smaller than one [8, 9, 10]; on the contrary in a mean-field version of the model on a Bethe lattice, such a dynamical transition occurs at  $\rho_c < 1$  [9]. In  $3d$ ,  $\rho_c$  depends on the size  $L$  of the system like  $\rho_c(L) \sim 1 - C/(\ln(\ln L))$ , and the spacing between mobile particles is typically  $\Xi(\rho) \sim \exp(\exp \frac{C}{1-\rho})$ .

The KA model shares an important feature with the dynamics of mean-field spin-glass models and supercooled liquids [11, 12]: the dynamic susceptibility  $\chi(t)$  shows a pronounced maximum at a time  $t^*$  [14].  $t^*$  can be interpreted as the time where heterogeneities are strongest: it increases as the density increases, hinting at the existence of a growing correlation length. Its origin relies only on the dynamical constraint (there are no energy barriers): heterogeneities in the KA model are only generated by steric effects.

In this study we describe the spatio-temporal correlations and heterogeneities that characterize the dynamics of the KA model. We show that most of the relevant features do indeed characterize a slow, glassy dynamics: they are non-topographic, i.e they do not depend on the energy landscape of the system. We also show that other features (like aging) are necessarily absent, and that their introduction requires an energy landscape [19] (aging can also be obtained by a quench through an external field [16], introducing in this way an effective energy).

First, we characterize the distribution of persistence times of particles and their spatial correlation. We also

describe the behavior of the four-point spatio-temporal correlation functions in real space: it allows us to determine a new cooperative length scale. We check in detail the absence of an aging behavior. We discuss the dynamics of the KA model in terms of the distribution of persistent clusters of trapped particles, and show how spatial heterogeneity and cooperativity are related. We show that these different lengths as a function of the density have the correct scaling behavior.

*Trapping times.* We have computed the distribution of trapping times (or site persistence times)  $P(\tau)$ . Let  $\tau_i$  be the time after which the particle starting from site  $i$  first moves to one of its nearest-neighbor site: we calculate the probability for  $\tau_i$  to have the value  $\tau$ , and we average over all particles and over a large number of initial configurations of the system. We have computed  $P(\tau)$  for different densities (ranging from 0.5 to 0.8, see figure 1). Our fits are consistent with a stretched exponential behavior for the integrated probability distribution,  $\int_{\tau}^{\infty} dt P(t) = \exp\{-(\tau/\tau_{trap})^{\beta}\}$ , where  $\beta$  decreases as the density increases from 0.80 ( $\rho = 0.5$ ) to 0.45 ( $\rho = 0.8$ ). Such stretched exponential behavior also characterizes  $P(\tau)$  in KCM, in Lennard-Jones systems and in experiments (see [5] and references therein). Even if the estimated values of  $\beta$  in the different models and for different values of the parameters range in a large interval this fact suggests a universal behavior.

The site dependent trapping times defined above do not need to be homogeneous in space. One very relevant question is whether the KA dynamics induces a spatial correlation length among them. We have quantified this aspect by computing spatial correlations:  $C_{\rho}(r) \equiv \frac{1}{N} \sum_{\vec{a}} (\langle \tau_{\vec{a}} \tau_{\vec{a}+\vec{r}} \rangle - \langle \tau_{\vec{a}} \rangle \langle \tau_{\vec{a}+\vec{r}} \rangle)$ , where  $\langle \dots \rangle$  stands for an average over initial configurations.  $l_c(\rho)$  is a *dynamical coherence length* such that for distances larger than  $l_c(\rho)$  the trapping times are uncorrelated. An exponential fit, where  $C_{\rho}(r) \sim e^{-r/l_c(\rho)}$ , works well. In the density range 0.7-0.8  $l_c(\rho)$  is small and of the order of one or two lattice spacings. The growth of  $l_c(\rho)$  for increasing  $\rho$  is well fitted by the correct essential singularity for  $\rho \rightarrow 1$ ,  $l_c(\rho) \simeq 0.17 \exp(0.16/(1 - \rho))$ .

The finding of this stretched exponential behavior leads to consider the relaxation of correlation functions. The relation of the two phenomena is suggestive. Ref. [17] has analyzed stretched exponential relaxations in glassy systems, looking at it as a consequence of a renewal process, where the distribution of renewal times is itself a stretched exponential with the same exponent than the time correlations. We define the overlap function as  $q(t) \equiv \frac{1}{N\rho(1-\rho)} \sum_i (n_i(t)n_i(0) - \rho^2)$ , where  $n_i(t) = 0$  or 1 is the occupation number of site  $i$  at time  $t$ . We have computed  $\langle q(t) \rangle$  as an average over initial configurations. Even if in the asymptotic time regime  $\langle q(t) \rangle$  should decay as a power law [18], we do not see any sign of this behavior[20]: it is again very well fitted by a stretched exponential, with a stretching exponent that depends on

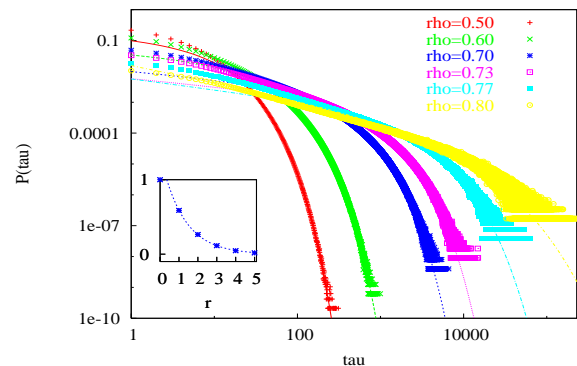


FIG. 1:  $P(\tau)$  versus  $\tau$  in for different values of  $\rho$ . The smooth curves are for the stretched exponential best fits for the integrated probability. In the inset  $C_{\rho}(r)$  for  $\rho = 0.77$ .

$\rho$ ,  $\langle q(t) \rangle \sim \exp(-(t/t_{relax})^{\gamma})$ .  $\gamma$  decreases from 0.8 to 0.35 for  $\rho$  increasing from 0.5 to 0.8. The exact values of  $\gamma$  are not identical to the ones of  $\beta$ , but they are very similar: in the limits of the statistical and systematic error, that we estimate to be smaller than 0.05 we find the values compatible. A possible real discrepancy of the two exponents would be a signal of the fact that the presence of spatial correlations plays an important role.

We discuss a prediction based on a Griffiths type of argument. Given a region of size  $L$  we consider the relaxation time  $\tau(L)$  and the probability of finding a dense region of size  $L$ ,  $P(L) = \rho^{L^d} = \exp(-aL^d)$ , where  $a = \ln(1/\rho)$ . For a motion that is diffusive on all length scales [9] one should have  $\tau(L) = \tau_0 L^2$ . Because of that at large times the decay of the relaxation function is dominated by the decorrelation of dense regions with:  $\langle q(t) \rangle \sim \int dL P(L) \exp(-t/\tau(L)) \simeq \exp(-t^{\gamma})$ , with  $\gamma = \frac{d}{d+2} = 0.6$  in  $d = 3$ . Our result, with an exponent that depends heavily on  $\rho$ , is very different from this one (for a detailed discussion see also [8]). It has to be stressed that for this special observable, we cannot observe the expected asymptotic power law decay (the density is conserved in our dynamics), while a stretched exponential is a perfect fit to our data: this phenomenon is indeed known to occur in disordered systems (for example for Griffiths dynamics in random diluted spin models).

*Spatio-temporal correlation functions.* The dynamic susceptibility  $\chi(t) \equiv N (\langle q^2(t) \rangle - \langle q(t) \rangle^2)$  has been one of the main evidences presented in [14] stressing the relation of KA to liquids and SG models: as a function of time it shows a maximum at  $t^*$ , where the sensitivity of the system is maximal. We have repeated with larger precision, for a range of densities, the measurements of [14], finding compatible results. Both the value of the maximum of  $\chi(t)$  and  $t^*$  as a function of  $\rho$  are very well fitted by the usual scaling form of [9]. At  $t = t^*$  (which is of the same order of magnitude as the relaxation time) the

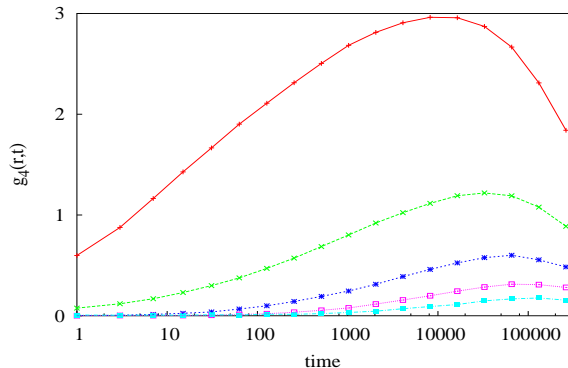


FIG. 2:  $g_4(r, t)$  for  $\rho = 0.85$  and  $L = 24$  as a function of time. From top to bottom,  $r = 1, 2, 3, 4, 5$ .

statistical heterogeneity of the system is maximal. We show now that it is also related to spatial cooperativity and heterogeneity.

We define and measure a space-dependent susceptibility  $g_4(\vec{r}, t)$ , which generalizes  $\chi_4(t)$  [13]:

$$g_4(r, t) \equiv (N\rho^2(1-\rho)^2)^{-1} \sum_{|\vec{r}_i - \vec{r}_j| = r} (\langle n_i(t)n_i(0)n_j(t)n_j(0) \rangle - \langle n_i(t)n_i(0) \rangle \langle n_j(t)n_j(0) \rangle) .$$

We show  $g_4(\vec{r}, t)$  as a function of time in figure 2: for all values of  $r$  it shows a maximum. The position of the maximum is of the same order of magnitude as  $t^*$  but shifts to larger times as  $r$  increases. The value of the maximum is decreasing with  $r$ .

$g_4(\vec{r}, t)$  gives information on how the decorrelation between times 0 and  $t$  at site  $i$  is related to the decorrelation of site  $j$  between the same times. The decrease of  $g_4^{max}(r)$  (in figure 3) enables us to determine a cooperativity length above which the decorrelating events are not correlated (or not “cooperative”). We fit to the form  $g_4^{max}(r) = \frac{g(\rho)}{r^{\alpha(\rho)}} \exp^{-r/\xi(\rho)}$ . The fit works well enough: for  $\rho$  in the range  $0.7 - 0.86$  we find values of  $\alpha(\rho)$  and  $\xi(\rho)$  ranging from 0.22 to 0.64, and from 0.70 to 2.75 respectively. Again the cooperativity length  $\xi(\rho)$  is very well fitted by a double exponential form:  $\xi(\rho) \simeq 0.34 \exp(\exp 0.16/(1-\rho))$ . We have determined a time scale and a cooperativity scale  $\xi(\rho)$  that diverge as  $\rho \rightarrow 1$ .

*Absence of aging.* One would a priori not expect any kind of aging in the KA model. Any random configuration is indeed an equilibrium configuration: starting a numerical experiment from a random configuration equals to start from equilibrium. One would think that aging could be obtained only using some external forcing [16]. Given a generic configuration one should not be able to observe any systematic (aging like) change in correlation functions. To give a precise answer to that, we have monitored in detail the two time overlap as a function of both times,  $q(t, t_w)$  where  $t_w$  is the age. We have checked

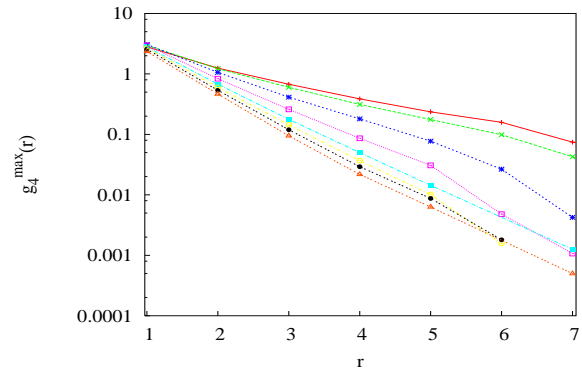


FIG. 3:  $g_4^{max}(r)$  as a function of the distance  $r$ . From top to bottom,  $\rho = 0.86, 0.85, 0.83, 0.8, 0.77, 0.75, 0.73, 0.7$ .

that no trace of aging, on all time scales, is observable. Aging is absent in a situation where there is no energy landscape structure.

*Connected clusters of frozen particles.* In exploring length and time scales of KA we have also focused on the analysis of the connected clusters of blocked particles: we reconstruct the clusters of particles that have not moved at  $t$  from their initial position. We have analyzed them by computing their number and the probability distribution of clusters of size  $n$ ,  $P(n, t)$ . We also analyzed different types of clusters (for example the ones based on particles that are in the original position even if they moved before) and the results are similar. We show in figure 4.a the number of such blocked clusters, that turns out to be maximum at a time  $t_{cluster}$ . This time scale, close to  $\tau_{trap}$  and  $t_{relax}$ , has again a behavior compatible with [9].

At small times the probability  $P(n, t)$  is mainly composed of two distinct populations: large blocked clusters that dominate the rate of relaxation and small blocked clusters. As time passes some particles move, and the large initial blocked clusters decrease in size, giving rise to smaller clusters. At an intermediate timescale (which is very close to  $t_{cluster}$ ) the two populations of blocked clusters merge. We show in figure 4.b  $P(n, t_{cluster})$ . Here the behavior looks as a power law ( $\sim \frac{1}{n^\mu}$ , where  $\mu \sim 1.3$ ), although there is some small curvature in the data; we don’t have a clear explanation of this fact. At very long times the system relaxes completely: the persistent clusters only consist of a few particles, that will eventually fly. For  $t \sim t_{cluster}$  the initial structure of clusters has been destroyed on small and large length scales: at this stage spatial cooperativity is maximum, and one can see that the particles not only move from the borders of blocked clusters, but also propagate inside, breaking big clusters into smaller ones of significantly different sizes.

We have studied the moments  $\lambda(\rho) = \langle \lambda \rangle_{P^*}$  and  $\sigma(\rho) = \sqrt{\langle \lambda^2 \rangle_{P^*} - \langle \lambda \rangle_{P^*}^2}$ , where  $\lambda \equiv n^{1/3}$ ,  $n$  is the cluster size and expectation values are taken over the

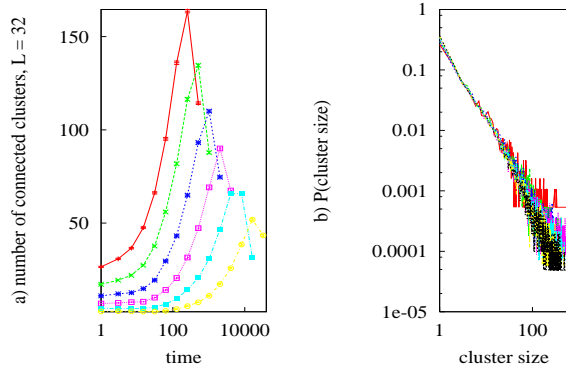


FIG. 4: For  $\rho$  going from 0.7 to 0.8: a) number of persistent connected clusters; b) probability distribution of the number of particles in persistent clusters at  $t_{cluster}(\rho)$ .

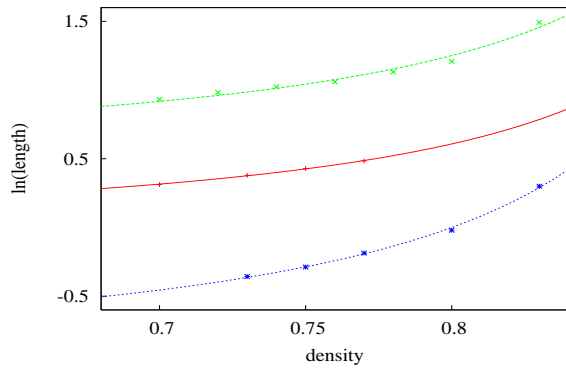


FIG. 5:  $\xi(\rho)$  (\*),  $l_c(\rho)$  (+) and  $\lambda(\rho)$ ( $\times$ ) versus  $\rho$ .

probability distribution  $P^*$  at  $t_{cluster}$ .  $\lambda(\rho)$  is the average distance between particles that have contributed to the decorrelation on a time scale comparable to the relaxation time, and can hence be seen as a (maybe rough) determination of the length  $\Xi(\rho)$ , defined in [9] as the spacing between mobile regions. A fit gives  $\lambda(\rho) \simeq 0.83 \exp(\exp(0.12/(1-\rho)))$ . The fluctuations measured by  $\sigma(\rho)$  obey the same exponential law in  $\rho$ , but reach higher values than  $\lambda(\rho)$ .

**Conclusions** We have shown that dynamical geometrical constraints alone are able to induce spatial correlations through different characteristic length scales, that all diverge in the same way as  $\rho \rightarrow 1$ . We show in figure 5 the logarithm of  $\xi(\rho)$ ,  $l_c(\rho)$ , and  $\lambda(\rho)$ . We have discussed in detail about their individual best fits: they are all very similar, and can be rescaled like  $y \sim \exp(\exp(0.15/(1-\rho)))$ .  $l_c(\rho)$  measures the spatial correlations of the persistence times. The coherence length  $\xi(\rho)$  deduced from measurements of four-point correlation functions is the typical length of cooperative events. The typical length between mobile particles that contribute to the relaxation of the system  $\Xi(\rho)$  can be measured via  $\lambda(\rho)$ , the average size of persistent clusters at  $t_{cluster}$ . These three lengths depend on  $\rho$  as predicted

in [9]. The cooperativity length  $\xi(\rho)$  is independent of any “growing length scale” that is believed to exist in a system without time-translational invariance (aging).

We have given evidence that a non-topographic dynamics contains many features of a glassy dynamics, including a large amount of spatial correlations. At the same time aging cannot be included in such a simple picture: here reference to an equilibrium landscape looks unavoidable.

This work has been supported by EEC contracts HPRN-CT-2002-00307 (DYGLAGEMEM) and HPRN-CT-2002-00319 (STIPCO), and by the ESF SPHINX network. EP thanks UMR 5825 (Montpellier) where this work was initiated, and the Physics Department at *La Sapienza*. We thank L. Berthier, J-P. Bouchaud, S. Franz, C. Godrèche, R. Monasson, V. Van Kerrebroeck and especially G. Biroli, W. Kob and C. Toninelli for discussions.

- 
- [1] L. F. Cugliandolo, in *Slow Relaxations and Non-Equilibrium Dynamics in Condensed Matter*, edited by J.-L. Barrat et al. (Springer, Berlin 2003).
  - [2] F. Ritort and P. Sollich, *Adv. in Phys.* **52**, 219 (2003).
  - [3] S. Whitelam and J. P. Garrahan, cond-mat/0401551.
  - [4] S. Butler and P. Harrowell, *J. Chem. Phys.* **95**, 4454 (1991); P. Harrowell, *Phys. Rev. E* **48**, 4359 (1993).
  - [5] L. Berthier and J. P. Garrahan, *J. Chem. Phys.* **119**, 4367 (2003); L. Berthier and J. P. Garrahan, *Phys. Rev. E* **68**, 041201 (2003).
  - [6] F. H. Stillinger, *Science* **267**, 1935 (1995); P. G. Debenedetti and F. H. Stillinger, *Nature* **410**, 259 (2001).
  - [7] W. Kob and H. C. Andersen, *Phys. Rev. E* **48**, 4364 (1993).
  - [8] C. Toninelli, PhD Thesis, Università di Roma *La Sapienza*, October 2003, unpublished.
  - [9] C. Toninelli, G. Biroli and D. Fisher, cond-mat/0306746.
  - [10] J. Adler, *Physica A* **171** (1991) 435.
  - [11] S. Franz and G. Parisi, *J. Phys C* **12**, 6335 (2000);
  - [12] C. Donati, S. Franz, G. Parisi and S. Glotzer, *J. Non-Cryst. Sol.* **307**, 215 (2002).
  - [13] N. Lacevic, F. Starr, T. Schroeder, S. Glotzer, *J. Chem. Phys.* **119**, 7372 (2003); L. Berthier, *Phys. Rev. Lett.* **91** 055701 (2003).
  - [14] S. Franz, R. Mulet and G. Parisi, *Phys. Rev. E* **65**, 021506 (2002).
  - [15] F. Ritort, *Phys. Rev. Lett.* **75**, 1190 (1995).
  - [16] J. Kurchan, L. Peliti and M. Sellitto, *Europhys. Lett.* **39**, 365 (1997).
  - [17] S. I. Simdyankin and N. Mousseau, *Phys. Rev. E* **68**, 041110 (2003).
  - [18] H. Spohn, *Large Scale Dynamics of Interacting Particles* (Springer, Berlin 1991).
  - [19] In the class of landscape effects we include models with entropic barriers, like Ritort’s backgammon model [15].
  - [20] We have checked that even in the unconstrained lattice gas for high density values we are not able to observe a simple power law decay.