

Scaling out the density dependence of the α relaxation in glassforming polymers

C. ALBA-SIMIONESCO¹, A. CAILLIAUX¹, A. ALEGRÌA², G. TARJUS³

¹ *Laboratoire de Chimie Physique, Bâtiment 349, Université de Paris Sud, F-91405 Orsay, France*

² *Departamento de Física de Materiales, Facultad de Química, Universidad del País Vasco (UPV/EHU), Apartado 1072, 20080 San Sebastián, Spain*

³ *Laboratoire de Physique Théorique des Liquides, Université Pierre et Marie Curie, 4 Place Jussieu, 75252 Paris Cedex 05, France*

Abstract. –

We show that the density and temperature dependences of the α -relaxation time of several glassforming polymers can be described through a single scaling variable $X = e(\rho)/T$, where $e(\rho)$ is well fitted by a power law ρ^x , x being a species-specific parameter. This implies that “fragility” is an intrinsic, density-independent property of a glassformer characterizing its super-Arrhenius slowing down of relaxations, and it leads us to propose a modification of the celebrated Angell plot.

The glass transition of liquids and polymers is conventionally studied at constant, usually atmospheric, pressure (P) by cooling the system. However, in an effort to disentangle the effects of density (ρ) and temperature (T) that both influence the viscous slowing down under isobaric conditions and to provide a more stringent test of existing models and theories, there has recently been an increasing number of systematic studies of glass formation using both T and P as experimentally controlled variables. Glassforming polymers are interesting in this respect : first, because of their rather high compressibility allowing to cover a significant range of densities and second, because of the important role played in polymer science by the free-volume theory that puts the emphasis on congestion effects due to the increase of density as one approaches the glass transition [1].

In this letter we analyze new dielectric relaxation data obtained on several glassforming polymers up to 3 kbars poly(epichlorhydrine) (PECH), poly(vinylmethylether) (PVME), poly(vinylacetate) (PVAc), poly(methylmethacrylate) (PMMA), and a combination of dielectric, neutron scattering and calorimetric data on 1,4-poly(butadiene) (1,4-PB). We show that the ρ and T dependences of the α -relaxation time (τ_α expressed, say, in seconds) can be described by a single scaling variable $X = e(\rho)/T$,

$$\log(\tau_\alpha(\rho, T)) = F\left(\frac{e(\rho)}{T}\right), \quad (1)$$

where, over the range of densities experimentally accessible, $e(\rho)$ can be fitted by a power law, ρ^x ; the parameter x and the function $F(X)$ are species-specific. This scaling generalizes

to polymers work recently done on several molecular liquids. As a spin-off, we show that “fragility”, a concept introduced by Angell [2] to characterize the degree of deviation from Arrhenius behavior in the T -dependence of $\log(\tau_\alpha)$ as one approaches the glass transition, is independent of density and is thus an inherent property of each glassformer. This leads us to suggest a modification of the widely used Angell plot.

As a more extensive data base on the P and T dependences of the α -relaxation time (and of the viscosity) of glassforming polymers and liquids now becomes available [3], and reasonably accurate equations of state exist to convert P, T results to ρ, T results, the question arises of how to best organize the data, in a model-free and physically meaningful manner. In the case of molecular liquids, it has been recently suggested that the ρ dependence could be described through a single parameter, an effective activation energy $E_\infty(\rho)$ characteristic of the high- T Arrhenius regime, i.e., $\log(\tau_\alpha(\rho, T)) = F(E_\infty(\rho)/T)$. The same procedure, however, is not applicable to glassforming polymers because most of them cannot be studied at T high enough for reaching an Arrhenius regime, so that $E_\infty(\rho)$ cannot be directly determined. In the cases studied in [4] $E_\infty(\rho)$ was a quite featureless, increasing function of ρ (in the accessible range); rather than using an (uncontrolled) extrapolation of the data at high T , it then seems more sensible to choose a simple predefined function of ρ , $e(\rho)$, with as few adjustable parameters as possible, to build a scaling variable $X = e(\rho)/T$. An appealing choice is a one-parameter power law, ρ^x , x being material-specific. Such a choice has been used to represent α -relaxation time data for the fragile glassforming liquid ortho-terphenyl (o-TP), with $x = 4$ [5]; it is also consistent with a recent study of the density dependence of the glass-transition line $T_g(\rho)$ of several polymers (up to few kbars), where it was found that $T_g(\rho)\propto\rho^x$, with $x \approx 2.0$ for atactic poly(propylene), $x \approx 2.7$ for poly(styrene), and $x \approx 3.4$ for poly(carbonate) [6]. We have thus analyzed the α -relaxation time $\tau_\alpha(\rho, T)$, obtained from dielectric relaxation measurements made on PECH, PVME, PVAc, and PMMA over a wide range of T and P (all experimental details are given in [7–9]) and converted to (ρ, T) via the equation of state proposed by Sanchez and Cho [10], as a function of ρ^x/T , x being an adjustable parameter. As illustrated in Fig. 1, a very good scaling of the data is indeed reached. We find $x \approx 2.7$ for PECH and PVME, $x \approx 1.4$ for PVAc, and $x \approx 1.25$ for PMMA. We have applied the same analysis to the α -relaxation time data obtained on 1,4-PB [11] with $x \approx 1.8$. In all cases a good data collapse is found with Eq. (1) and $e(\rho) = \rho^x/T$: see inset of Fig. 4.

Before discussing some of the consequences of the scaling, it is worth stressing that despite its appealing form, the power law behavior of $e(\rho)$ may not convey much physical content. For o-TP it was suggested that the ρ^4/T scaling was reminiscent of the well-known scaling property of simple liquids interacting via a soft repulsive pair potential, $v(r) = \epsilon(\frac{\sigma}{r})^n$, with $n = 12$ as in the Lennard-Jones model [12]: indeed, for such systems the long-time properties depend on ρ and T only through a single combination $\rho T^{-3/n}$, hence for $n = 12$, $\rho T^{-1/4}$, or equivalently, ρ^4/T . However, such an interpretation implies a strong corollary, that the excess thermodynamic properties of the system (measured with respect to the ideal gas contribution) should also depend on the scaling variable, $\rho T^{-3/n}$ or $\rho^{n/3}/T$, only. We have checked that this is not the case for any of the polymers considered here (nor for o-TP): as illustrated in Fig. 2 for PVME and PB, the quantity $(\frac{\rho}{T})$ obtained from the existing equations of state is not a unique function of ρ^x/T with x determined from the scaling plot of the α -relaxation time. Not unexpectedly, in the available range of ρ , polymers do not behave as soft repulsive spheres. The power law ρ^x should thus be considered as a convenient, one-parameter way of representing the ρ dependence of the activation energy scale $\propto e(\rho)$, a scale that, when data are available at high enough T , can be identified with the empirical Arrhenius activation energy $E_\infty(\rho)$ [4]. Actually, a good agreement to the α -relaxation time data can also be

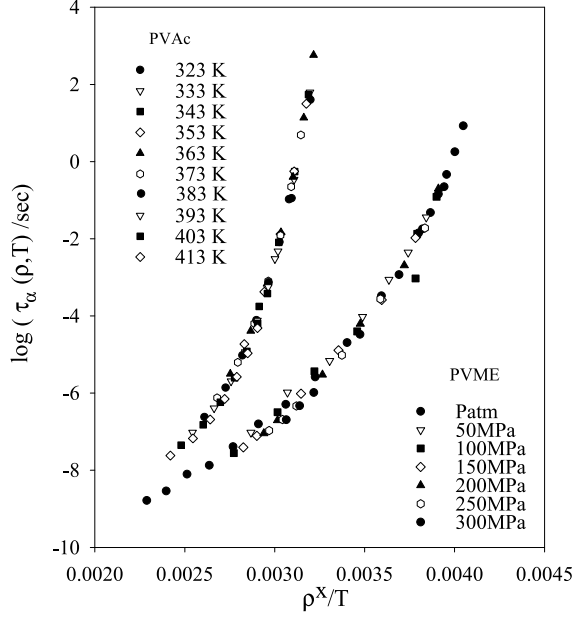


Fig. 1 – Scaled plot of $\log(\tau_\alpha(\rho, T))$ versus $X = \rho^x/T$ for PVME($x = 2.7$) and PVAc($x = 1.4$). Data were obtained at atmospheric pressure and along different isotherms and isobars up to 300MPa.

obtained by choosing a one-parameter linear description, $e(\rho) = \rho - \rho^*$: see Fig. 3. Again, no special emphasis should be put on the fact that $e(\rho)$ is a linear function of ρ ; this merely reflects the fact that over the limited range of density that is accessible experimentally, $e(\rho)$ increases monotonically with ρ in a featureless fashion.

Besides the fact that it helps organizing all experimental data obtained by changing P and/or T in a simple and rational way, the main consequence of the scaling expressed by Eq. (1) is that "fragility", which characterizes the super-Arrhenius T -dependence of the τ_α and the viscosity, is an intrinsic property of a glassformer, in that it does not vary with density. The concept of fragility has proved to be most useful in the study of glassforming liquids and polymers and is now part of the very lexicon of such studies. Quantifying the

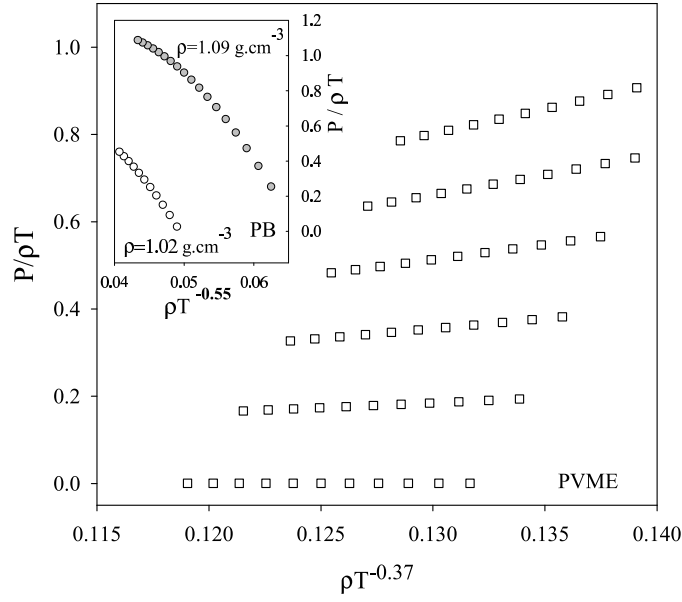


Fig. 2 – Equation of state $P/\rho T$ versus $X = \rho^x/T$ for PVME calculated from [10] along isobars; inset : 1,4-PB along two isochores. Note the absence of scaling.

degree of fragility of a system can be conveniently done without having recourse to fitting formulae by considering the steepness index at constant density, $m_{\rho,\tau}$, defined as

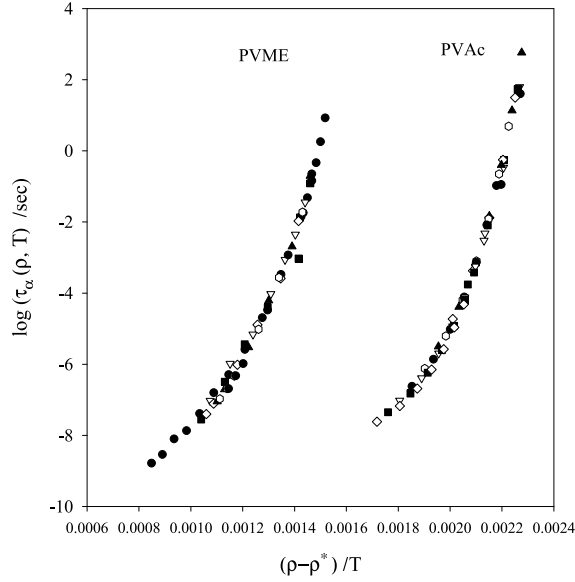


Fig. 3 – Scaled plot $\log(\tau_\alpha(\rho, T))$ versus $X = e(\rho)/T$ with $e(\rho) = \rho - \rho^*$ for PVME ($\rho^* = 0.62$) and PVAc ($\rho^* = 0.29$); same symbols as in Fig.1.

$$m_{\rho, \tau} = \left. \frac{\partial \log(\tau_\alpha)}{\partial \left(\frac{T_\tau}{T}\right)} \right|_\rho (T = T_\tau), \quad (2)$$

where T_τ is the temperature at which $\tau_\alpha = \tau$ (expressed, say, in sec.) at the given ρ . By using Eq. (1) and defining X_τ as the value of the scaling variable such that $F(X_\tau) = \log(\tau)$, it is easy to show that $m_{\rho, \tau} = X_\tau F'(X_\tau)$, where $F'(X_\tau) = \frac{dF(X)}{dX}$, is *independent of density*. Thus fragility, when properly defined, is an intrinsic property of the glassformer. Breakdown of this feature may occur when major structural changes take place in the system under compression, as for instance in tetrahedrally bonded liquids such as SiO_2 or H_2O in which the local coordination is known to change with density. The empirical observation that fragility

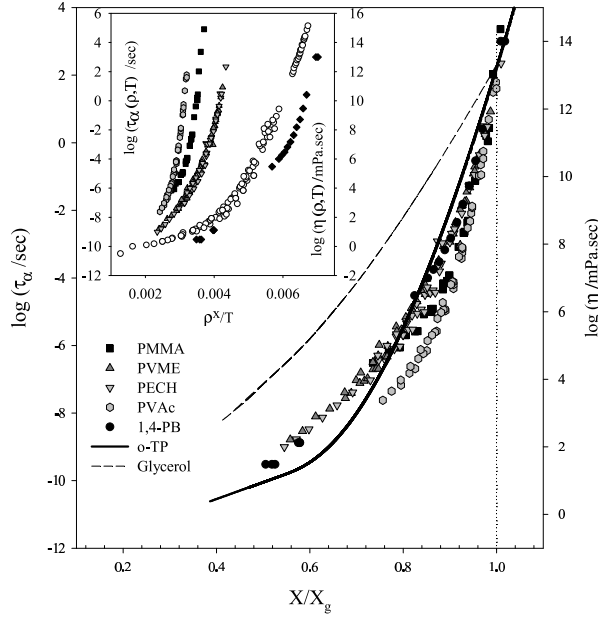


Fig. 4 – Modified Angell plot : $\log(\tau_\alpha)$ versus X/X_g where X_g is the glass transition value ($\tau_\alpha = 100\text{sec}$ or $\eta = 10^{13}\text{mPa.s}$) for all polymers shown in inset. For comparison we also show as full and dashed lines the scaled curves for o-terphenyl and glycerol, respectively [4]. Inset : scaled plot $\log(\tau_\alpha(\rho, T))$ versus $X = \rho^x/T$ for several polymers, PVME, PECH($x = 2.7$), PMMA($x = 1.25$), PVAc($x = 1.4$), 1,4-PB ($x = 1.8$) and o-terphenyl ($x = 4$).

may vary with *pressure* is a consequence of the possible change in the relative contributions to slowing down due to T and to ρ . Indeed, the steepness index at constant pressure, $m_{P,\tau}$, defined by an equation similar to Eq. (2) is related to that at constant density through

$$m_{P,\tau}(P) = m_{\rho,\tau}(1 + \alpha_P/|\alpha_\tau|), \quad (3)$$

where $\alpha_P = -\rho^{-1}(\partial\rho/\partial T)_P$ and $\alpha_\tau = -\rho^{-1}(\partial\rho/\partial T)_\tau$ are the isobaric and isochronic coefficients of expansivity; the ratio $\alpha_P/|\alpha_\tau|$ characterizes the relative effect of ρ over that

of T at constant P when $\tau_\alpha = \tau$ [13]. $(1 + \alpha_P/|\alpha_\tau|)$ is also equal to $\frac{H_P}{E_V}$ [14], with $H_P = (\partial \ln(\tau_\alpha)/\partial(1/T))_P$ and $E_V = (\partial \ln(\tau_\alpha)/\partial(1/T))_\rho$. One can see from Eq. (3) that the fragility measure at constant P is always larger than the constant- ρ fragility and that its variation with P depends on that of the ratio $\alpha_P/|\alpha_\tau|$; the amplitude and the sign of this latter is species-specific : for instance it has been shown to decrease with increasing P in the case of glycerol (resulting in a decrease of the fragility with pressure [15]) and to increase with P in the case of 1,4-polybutadiene [13]. Combining Eq. (1) and Eq. (3) gives $\alpha_P/|\alpha_\tau| = \alpha_P \frac{d \ln(e(\rho))}{d \ln(\rho)} T_\tau$, which in the case of a power law behavior $e(\rho) = \rho^x$ simply reduces to $\alpha_P.x.T_\tau$, where both α_P and T_τ depend on P ; usually α_P decreases with P [16] and T_τ increases with P , lead to a variety of behavior for $\alpha_P/|\alpha_\tau|$ (see above).

The fact that fragility is an intrinsic property of a glassformer is best represented by modifying the now standard Angell plot [2] in which $\log(\tau_\alpha)$ is shown versus the inverse scaled temperature T_g/T at constant (usually atmospheric) pressure : we suggest instead, when enough data is available, to plot $\log(\tau_\alpha)$ versus X/X_g , where $X = e(\rho)/T$ is the scaling variable introduced above and X_g its value when τ_α reaches a characteristic "glass transition" value, say $\tau_\alpha = 100 \text{ sec}$ for dielectric relaxation data. The steepness of the $\log(\tau_\alpha)$ -vs- X/X_g curve is a measure of the intrinsic fragility of a system, since indeed, according to Eq. (1),

$$m_X = \left. \frac{d \log(\tau_\alpha)}{d(X/X_g)} \right|_{X=X_g} = X_g F'(X_g), \quad (4)$$

is equal to $m_{\rho,\tau}$ at the chosen glass transition point. The modified Angell plot is shown in Fig. 4 where all the polymer data considered in this study (see inset of Fig. 4) are displayed together with results for a "fragile" liquid o-terphenyl and an "intermediate" one, glycerol [4].

In conclusion, we have shown that the P and T dependences of the α -relaxation time of glassforming polymers and liquids can be combined, after conversion to ρ - T data, in a function of a single scaling variable $X = e(\rho)/T$, where $e(\rho)$ is well fitted by a power law ρ^x , x being species-specific. On the practical side, this provides a simple way to organize and display the increasing amount of isobaric and isothermal relaxation time data on glassforming polymers and liquids. On the theoretical side, this suggests that fragility is an intrinsic property of a glassformer, which is best illustrated on a modified Angell plot $\log(\tau_\alpha)$ versus X/X_g , and that $e(\rho)$ characterizes the density dependence of the "bare" activation energy scale.

*. – Acknowledgments This work has been funded by the CNRS, University Paris-Sud, University P. et M. Curie, in spite of the lack of support to fundamental research from the present French Government.

We would like to dedicate this letter to our late coworker and friend Daniel Kivelson whose stimulating presence and creative thinking we miss very much.

REFERENCES

- [1] J.D. Ferry, *"viscoelastic properties of polymers"* (Wiley, New-York, 1980); G. B. McKenna, in *Comprehensive Polymer Science* **2**, vol. 2, C. Booth and C. Price Eds. (Pergamon, Oxford 1989) p. 31.
- [2] C. A. Angell, in *Relaxations in Complex Systems*, K.L. Ngai and G. B. Wright Eds. (U.S. Dept. of Commerce, Springfield, 1985), p. 3.
- [3] K. U. Schug, H. E. King, and R. Böhmer, *J. Chem. Phys.* **109**, 1472 (1998); G. Floudas, G. Fytas, T. Reisinger, G. Wegner, *J. Chem. Phys.* **111**, 9129 (1999); M. Paluch, G. Gapinski, A. Patkowski and E.W. Fischer, *J. Chem. Phys.* **114**, 8048 (2001); R. Casalini, C. M. Roland, J.

Chem. Phys. **119**, 4052 (2003); C.M. Roland, R. Casalini, P. Santangelo, M. Sekula, J. Ziolo, and M. Paluch, *Macromolecules* **36**, 4954 (2003).

[4] C. Alba-Simionesco, D. Kivelson, and G. Tarjus, *J. Chem. Phys.* **116**, 5033 (2002); G. Tarjus, S. Mossa, D. Kivelson, and C. Alba-Simionesco *J. Chem. Phys.* march (2004).

[5] A. Tölle, *Rep. Prog. Phys.* **64**, 1473 (2001); C. Dreyfus, A. Aouadi, G. Gapinski, M. Matos-Lopez, W. Steffen, A. Patkowi, and R. M. Pick, *Phys. Rev. E*, **68**, 011204 (2003).

[6] A. G. S. Hollander and K. O. Prins, *J. Non-Cryst. Solids* **286**, 1 (2001).

[7] A. Chauty-Cailliaux, C. Alba-Simionesco, D. Gomez, and A. Alegria, submitted (2004); A. Alegria, C. Elizetxea, I. Cendoya, and J. Colmenero, *Macromolecules*, **28**, 8813 (1995).

[8] A. Chauty-Cailliaux, PhD Thesis university Paris-Sud, Orsay, july 2003.

[9] A. Alegria and D. Gomez unpublished results; D. Gomez, PhD thesis, Universidad del País Vasco, San Sebastián, dec 2001.

[10] I.C. Sanchez and J. Cho, *Polymer* **36**, 2929 (1995).

[11] B. Frick, C. Alba-Simionesco, K.H. Andersen and L. Willner, *Phys. Rev. E* **67**, 051801(2003); A. Chauty-Cailliaux, C. Alba-Simionesco, B. Frick, I. Goncharenko, L. Willner, *Phys.Rev.E rapid Comm* **67**, 010802 (2003).

[12] J. P. Hansen and J. R. McDonald, *Theory of Simple Liquids*, (Academic Press Limited, London, 1986).

[13] M. L. Ferrer, C. Lawrence, B. G. Demirjian, D. Kivelson, G. Tarjus, and C. Alba-Simionesco, *J. Chem. Phys.* **109**, 8010 (1998); G. Tarjus, C. Alba-Simionesco, M. L. Ferrer, H. Sakai, and D. Kivelson, in *“Slow Dynamics in Complex Systems”*, M. Tokuyama and I. Oppenheim Eds. (ACS Books, Washington, 1999), p. 406.

[14] M. Naoki, H. Endou, and K. Matsumoto, *J. Chem. Phys.* **91**, 4169 (1987).

[15] R. L. Cook, H. E. King Jr., C. A. Herbst, and D. R. Herschbach, *J. Chem. Phys.* **100**, 5178 (1994).

[16] C. Alba-Simionesco in *Hydrogen-Bonded Liquids*, J. Dore and J. Teixeira Eds, NATO ASI, Kluwer, 1991), p. 81.