

Oscillatory ac- and photoconductivity of a 2D electron gas: Quasiclassical transport beyond the Boltzmann equation

I.A. Dmitriev^{1,*}, A.D. Mirlin^{1,2,†}, and D.G. Polyakov^{1,*}

¹*Institut für Nanotechnologie, Forschungszentrum Karlsruhe, 76021 Karlsruhe, Germany*

²*Institut für Theorie der Kondensierten Materie, Universität Karlsruhe, 76128 Karlsruhe, Germany*

We have analyzed the quasiclassical mechanism of magnetooscillations in the ac- and photoconductivity, related to non-Markovian dynamics of disorder-induced electron scattering. While the magnetooscillations in the photoconductivity are found to be weak, the effect manifests itself much more strongly in the ac conductivity, where it may easily dominate over the oscillations due to the Landau quantization. We argue that the damping of the oscillatory photoconductivity provides a reliable method of measuring the homogeneous broadening of Landau levels (single-particle scattering rate) in high-mobility structures.

PACS numbers: 73.40.-c, 78.67.-n, 73.43.-f, 76.40.+b

I. INTRODUCTION

An intriguing development in the study of a high-mobility two-dimensional electron gas (2DEG) was the recent observation¹ of magnetooscillations of the photoconductivity of a sample subjected to microwave radiation, as a function of the ratio ω/ω_c . Here ω and ω_c are the radiation frequency and the cyclotron frequency, respectively. Subsequent experiments,^{2,3,4,5} working with very-high-mobility samples, yielded yet another dramatic discovery: for sufficiently high radiation power, the minima of the oscillations evolve into “zero-resistance states”, i.e., the dissipative resistance of a sample becomes vanishingly small.

The nature of the oscillations in the photoconductivity σ_{ph} has raised a lot of interest. An important step was made in Ref. 6, where a direct connection between the emergence of the zero-resistance states and the oscillations was emphasized. Specifically, it was recognized that *whatever* the nature of the oscillations, when they become so large that the linear *dc* response theory yields a negative σ_{ph} , an instability is developed leading to the formation of domains of counter-flowing currents and thus to the zero measured resistance. Following this approach, a key issue which needs to be settled for understanding the experiments is the microscopic mechanism of the oscillatory photoconductivity (OPC).

Similarly to the conventional Shubnikov–de Haas oscillations, the growing body of theoretical work is focused on the oscillations of the density of states (DOS) induced by the Landau quantization as an essential element of the construction. The mechanism of the OPC identified in Ref. 7 and analyzed in detail in Ref. 8 hinges on the oscillations of the DOS and is related to a radiation-induced change of the electron distribution function in energy space, $f(\varepsilon)$, such that $f(\varepsilon)$ oscillates with varying both ε/ω_c and ω/ω_c . A hallmark of this contribution to σ_{ph} is that it yields an amplitude of the OPC which is proportional to the inelastic relaxation time τ_{ee} due to electron-electron collisions (more effective at low temper-

atures than electron-phonon scattering). Another mechanism of the OPC, based on the effect of radiation on impurity scattering in the presence of the Landau quantization, was suggested in Ref. 9 (an earlier, closely related variant of this approach was formulated in Ref. 10). A systematic theory of this contribution to σ_{ph} was constructed in Ref. 11. Comparing the results of Refs. 7,8 and Ref. 11, one sees that the mechanism^{7,8} dominates, i.e., leads to much stronger oscillations, if $\tau_{\text{ee}} \gg \tau_q$, where τ_q is the single-particle relaxation time due to impurity scattering. For typical experimental parameters, a characteristic ratio $\tau_{\text{ee}}/\tau_q \sim 10^2$.⁸ Overall the results of Ref. 8 are in good agreement with the experimental data as regards the behavior of σ_{ph} in the range of parameters where the OPC is not too strongly damped, i.e., where the experimental efforts have been focused so far. In particular, Ref. 8 explains the emergence of strong oscillations and, in combination with Ref. 6, the formation of zero-resistance regions.

While the agreement between theory and experiment is very encouraging, the situation is not so clear in the experimental limit of *weak* (strongly damped) oscillations. Central to the identification of the microscopic mechanism of the oscillations is, on top of their period and phase, the behavior of their envelope with decreasing magnetic field B . For any mechanism based on the DOS oscillations, the relation between the DOS and OPC damping factors is critically important. The OPC^{7,8,11} is damped at low B by a factor $\exp(-\pi/\omega_c\tau_{\text{ph}})$, where the ratio $\tau_{\text{ph}}/\tau_q = 1/2$ is a distinctive feature not sensitive to microscopic details of either disorder or weak inelastic interactions.¹² However, as emphasized in Ref. 7, the experimentally reported values of τ_q and τ_{ph} do not satisfy this relation, with τ_{ph} noticeably larger than $\tau_q/2$, roughly by a factor of 10 in Ref. 3 and by a factor of 3 in Ref. 2. Taken at face value, the difference would mean that the amplitude of the OPC observed at small B is orders of magnitude higher than given by the mechanism based on the Landau quantization, which might be considered as a hint about a different origin of the OPC at

small B . Alternatively, the experiments on the damping of Shubnikov-de Haas oscillations might overestimate the single-particle scattering rate τ_q^{-1} , e.g., because of inhomogeneous (due to macroscopic inhomogeneities) broadening of Landau levels. To resolve this dilemma, it is desirable to examine a range of mechanisms of the OPC in the absence of the DOS oscillations.

In this paper, we analyze a mechanism of the OPC governed by *quasiclassical* memory effects. These are related to non-Markovian correlations in electron dynamics.¹³ We assume that $\pi/\omega_c\tau_q \gg 1$ and completely neglect weak oscillations of the DOS. The OPC induced by the memory effects is not specific to any particular type of disorder; however, below we concentrate on the following two-component model,¹⁴ where the memory effects are particularly prominent. We assume that there is a smooth random potential of remote donors that are separated by a large spacer $d \gg k_F^{-1}$, where k_F is the Fermi wavevector, from the 2DEG plane and, in addition, there are rare short-range scatterers, e.g., residual impurities located at or near the interface. We consider the case $\tau_S \ll \tau_L$, where τ_S and τ_L are the zero- B momentum relaxation times due to the short-range scatterers and the long-range disorder, respectively. From the experimental point of view, this choice is motivated by reports (see, e.g., Ref. 15) that the zero- B mobility in very-high-mobility structures is frequently limited by residual impurities and τ_L/τ_S can be as large as 10. Although $\tau_S \ll \tau_L$ in our model, we assume that τ_q is determined by the smooth disorder, i.e., $\tau_q \simeq \tau_L/(2k_F d)^2 \ll \tau_S$.

The paper is organized as follows. First, in Sec. II, we outline the approach to the photoconductivity based on the Boltzmann equation. In Sec. III, we discuss the mechanism of the photoconductivity related to electron-electron interactions. In Sec. IV, we turn to the magnetooscillations induced by the memory effects. Our central results are presented in Secs. V, VI. Section V deals with the oscillations in the ac conductivity. Finally, in Sec. VI, we compare two mechanisms of the oscillatory photoconductivity, quasiclassical and quantum, related to the memory effects and the Landau quantization, respectively.

II. PHOTOCONDUCTIVITY: ESSENTIALS

A necessary input to the calculation of the *quasiclassical* OPC is the memory effects, discarded in the Boltzmann equation. However, to set up a systematic formalism, it is instructive to begin with a derivation of σ_{ph} within the conventional kinetic theory. The Boltzmann equation for the distribution function $g(p, \phi, t)$ of electrons in momentum space reads:

$$Lg(p, \phi, t) = -\mathbf{F} \partial_{\mathbf{p}} g(p, \phi, t), \quad (1)$$

where $L = \partial_t + \omega_c \partial_\phi - I_{\text{el}} - I_{\text{in}}$, $\mathbf{F} = -e(\vec{\mathcal{E}}_{\text{dc}} + \vec{\mathcal{E}}_\omega \cos \omega t)$, $\vec{\mathcal{E}}_{\text{dc}}$ is the dc electric field, $\vec{\mathcal{E}}_\omega$ is the ac field, ϕ is the angle

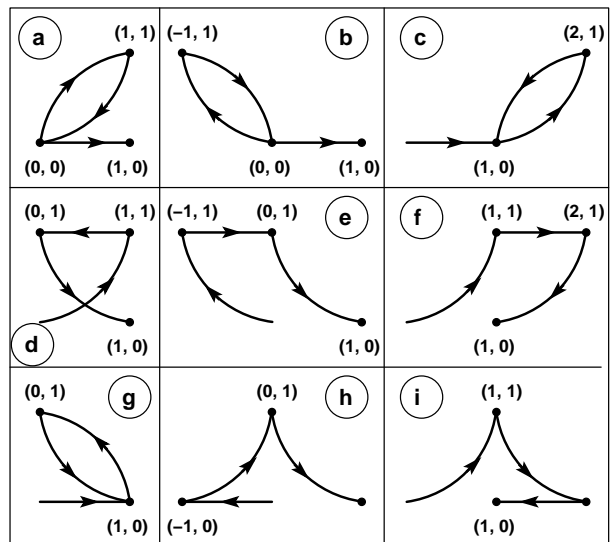


FIG. 1: Graphic representation of various contributions to the photoconductivity [Eqs. (2),(3)] in the (ν, n) space at the lowest order $\sigma_{\text{ph}} \sim \mathcal{O}(\mathcal{E}_{\text{dc}}^0 \mathcal{E}_\omega^2)$.

of the momentum \mathbf{p} with respect to the direction of $\vec{\mathcal{E}}_{\text{dc}}$, I_{el} and I_{in} are the elastic and inelastic collision integrals, respectively.

We expand the distribution function at energy ε in a series: $g(p, \phi, t) = \sum_{\nu n} g_{\nu n}(\varepsilon) \exp(i\nu\phi + i\omega t)$. Elastic collisions lead to relaxation of angular harmonics with $\nu \neq 0$; in particular, $I_{\text{el}} g_{1n} = -\tau^{-1} g_{1n}$, where τ is the momentum relaxation time. Inelastic electron-electron collisions tend to equilibrate electrons among themselves but are not capable of establishing a steady-state dc photoconductivity. For the quasiclassical OPC (in contrast to that based on the DOS oscillations, cf. Ref. 8), the inelastic transitions due to electron-electron interaction do not play any essential role and will be neglected. To dissipate energy absorbed from the ac field, we introduce coupling to a thermal bath, e.g., to an equilibrium phonon system, characterized by a relaxation time τ_{in} . Under the assumption that both τ_{in} and the momentum relaxation time due to the coupling to the bath are much longer than τ , the main role of the inelastic scattering is to yield a slow relaxation of the isotropic ($\nu = 0$) part of g to the equilibrium Fermi distribution f_F at a bath temperature T .

Expanding the nonequilibrium distribution function in powers of the driving force, we have

$$g = \sum_{m=0} (-L^{-1} \mathbf{F} \partial_{\mathbf{p}})^m f_F. \quad (2)$$

A useful way of visualizing this solution of Eq. (1) at given order in \mathcal{E}_{dc} and \mathcal{E}_ω is by counting all possible couplings of harmonics $g_{\nu n}$ represented as points on the (ν, n) plane (Fig. 1). The dc field \mathcal{E}_{dc} couples nearest-neighbor harmonics along the ν axis, $g_{\nu n} \leftrightarrow g_{\nu \pm 1, n}$. We are interested here in the linear (with respect to \mathcal{E}_{dc})

photoconductivity σ_{ph} , so that only one such link is allowed. The ac field \mathcal{E}_ω couples harmonics along diagonals, $g_{\nu n} \leftrightarrow g_{\nu\pm 1, n\pm 1}$ and $g_{\nu\pm 1, n\mp 1}$. The propagator L^{-1} is a diagonal matrix in (ν, n) space. The static longitudinal current $j = \sigma_{\text{ph}} \mathcal{E}_{\text{dc}}$,

$$j = -\frac{e}{2\pi\hbar^2} \int d\varepsilon p \operatorname{Re} g_{10}, \quad (3)$$

is expressed through g_{10} , i.e., is given by a sum of all paths starting at $(0,0)$ and ending at $(1,0)$. Already at order $\sigma_{\text{ph}} \sim \mathcal{O}(\mathcal{E}_{\text{dc}}^0 \mathcal{E}_\omega^2)$ as many as 9 different graphs arise, shown in Fig. 1, to which one should add their counterparts mirrored in the horizontal axis, which corresponds to the change $\omega \rightarrow -\omega$.

Our strategy for finding g_{10} is to select graphs involving couplings whose strength diverges at $\tau_{\text{in}}/\tau \rightarrow \infty$. These are graphs returning to the point $(0,0)$ [graphs (a), (b) in Fig. 1], which are proportional to $(L^{-1})_{00}$. This means that to order \mathcal{E}_ω^2 the path $(0,0) \rightarrow (1,1) \rightarrow (0,0) \rightarrow (1,0)$ (and its counterparts in other quadrants) gives the main contribution to σ_{ph} for

$$\tau_{\text{in}} \gg \tau. \quad (4)$$

The perturbative expansion in powers of \mathcal{E}_ω^2 proceeds by iterating the loop $(0,0) \rightarrow (1,1) \rightarrow (0,0)$. In this way we arrive at a simple relation $(\pm i\omega_c + \tau^{-1})g_{\pm 1,0} = e\mathcal{E}_{\text{dc}} \partial_p f/2$, where $f = g_{00}$ satisfies the closed equation

$$\frac{e^2 \mathcal{E}_\omega^2}{2m} \partial_\varepsilon [K_\omega \partial_\varepsilon f] + I_{\text{in}} f = 0. \quad (5)$$

The function $K_\omega = K_\omega^+ + K_\omega^-$ describes the absorption rate at energy ε :

$$2K_\omega^\pm = \frac{\varepsilon\tau}{1 + (\omega \pm \omega_c)^2 \tau^2}. \quad (6)$$

The photoconductivity at $\tau_{\text{in}} \gg \tau$ is thus completely determined by f , i.e., in this limit the ac field modifies the dc current through the heating:

$$\sigma_{\text{ph}} = -\frac{e^2}{2\pi\hbar^2} \int d\varepsilon K_0 \partial_\varepsilon f. \quad (7)$$

The function $f(\varepsilon)$ changes abruptly around the Fermi energy ε_F on a scale

$$T_e = \max\{T, \Delta_h\}, \quad (8)$$

where

$$\Delta_h = (e\mathcal{E}_\omega l_{\text{in}}/2) [K_\omega(\varepsilon_F)/K_0(\varepsilon_F)]^{1/2} \quad (9)$$

and $l_{\text{in}} = v_F [K_0(\varepsilon_F)\tau_{\text{in}}/\varepsilon_F]^{1/2}$ is the inelastic length (v_F is the Fermi velocity). Note that τ_{in} in the regime of strong heating ($\Delta_h \gg T$) should be found self-consistently with Δ_h and thus depends on \mathcal{E}_ω .

Turning to the evaluation of σ_{ph} under the assumption that $T_e \ll \varepsilon_F$, we first notice that a seemingly reasonable

approximation which neglects the ε dependence of τ in the integrand of Eq. (7) [normally, $\tau(\varepsilon)$ changes on a scale of ε_F] yields an identically zero photoresponse. Indeed, in that case σ_{ph} is equal to the static Drude conductivity σ_0^{D} independently of the detailed shape of $f(\varepsilon)$, since $\int d\varepsilon \varepsilon \partial_\varepsilon f = -2\pi\hbar^2 n_e/m$ due to particle number conservation (n_e is the electron concentration). It follows that the dependence of τ on ε should be taken into account. It is worth mentioning that, contrary to a naive expectation, this does not lead to any additional smallness of σ_{ph} since $\tau(\varepsilon)$ enters the result through expressions of the type $\varepsilon \partial_\varepsilon \tau|_{\varepsilon=\varepsilon_F} \sim \tau$.

We do not discuss specific microscopic models of the inelastic coupling of electrons to a thermal bath, our purpose here is to use the simplest possible representation of I_{in} . In a conserving relaxation-time approximation

$$I_{\text{in}} f = -\tau_{\text{in}}^{-1} (f - f_F), \quad (10)$$

where the ε independent τ_{in}^{-1} is in general a functional of $f(\varepsilon)$, we get from Eqs. (5),(7) for $T_e \ll \varepsilon_F$:

$$\begin{aligned} \sigma_{\text{ph}} - \sigma_0^{\text{D}} &= \sigma_\omega^{\text{D}} \frac{e^2 \mathcal{E}_\omega^2 \tau_{\text{in}}}{2m} K_0'' \\ &= \frac{e^2}{2\pi\hbar^2} \Delta_h^2 K_0''. \end{aligned} \quad (11)$$

Here $K_0'' = \partial_\varepsilon^2 K_0|_{\varepsilon=\varepsilon_F}$ and σ_ω^{D} is the zero- T dynamic Drude conductivity, $\sigma_\omega^{\text{D}} = e^2 K_\omega(\varepsilon_F)/2\pi\hbar^2$. Note that the only source of nonlinearity of σ_{ph} with respect to the ac field power in Eq. (11) is a dependence of τ_{in} on \mathcal{E}_ω .

Alternatively, assuming the dominant role of soft inelastic scattering with energy transfers much smaller than T , we can write I_{in} in the Fokker-Planck form:

$$I_{\text{in}} f = \partial_\varepsilon \{B [\partial_\varepsilon f + T^{-1} f(1-f)]\}, \quad (12)$$

where $B(\varepsilon) = \langle (\delta\varepsilon)^2 W(\varepsilon, \delta\varepsilon) \rangle / 2$ is the diffusion coefficient in energy space, W is the corresponding rate of inelastic processes, and $\langle \dots \rangle$ denotes averaging over the energy transfer $\delta\varepsilon$. Equation (5) becomes then first-order in ∂_ε , which gives $f(\varepsilon)$ described by the Fermi distribution with the effective electron temperature

$$T_{\text{eff}} = T + \Delta_{\text{FP}}, \quad (13)$$

where

$$\Delta_{\text{FP}} = e^2 \mathcal{E}_\omega^2 T K_\omega(\varepsilon_F) / 2m B(\varepsilon_F), \quad (14)$$

and

$$\begin{aligned} \sigma_{\text{ph}} - \sigma_0^{\text{D}} &= \frac{e^2}{2\pi\hbar^2} \frac{\pi^2}{6} (T_{\text{eff}}^2 - T^2) K_0'' \\ &= \frac{e^2}{2\pi\hbar^2} \frac{\pi^2}{6} (2T + \Delta_{\text{FP}}) \Delta_{\text{FP}} K_0''. \end{aligned} \quad (15)$$

The case of typical energy transfers $\sim T$ may be qualitatively described by either model with $B(\varepsilon_F)\tau_{\text{in}} \sim T_e T$.

The microwave power and temperature dependences of σ_{ph} can be found from Eqs. (11),(15) for a variety of scattering mechanisms. If one assumes that τ_{in} is determined by scattering on acoustic phonons via the piezoelectric interaction screened by the 2DEG, the characteristic energy transfer is T_e and $\tau_{\text{in}}^{-1} \propto T_e^3$. It follows then from Eq. (9) that the heating at $\Delta_h \gg T$ is characterized by $T_e \propto \mathcal{E}_\omega^{2/5}$. By using Eq. (11) we get $\sigma_{\text{ph}} - \sigma_0^{\text{D}} \propto \mathcal{E}_\omega^2 T^{-3}$ for $\Delta_h \ll T$ and T independent $\sigma_{\text{ph}} - \sigma_0^{\text{D}} \propto \mathcal{E}_\omega^{4/5}$ otherwise.

Having identified the main contribution to σ_{ph} in the limit $\tau_{\text{in}}/\tau \gg 1$ [diagrams (a),(b) in Fig. 1] it is instructive to compare this contribution with that corresponding to other diagrams [diagrams (c)–(i)]. While the former is related to the heating of electrons by the *ac* field, the latter can be regarded as an effect of radiation on the impurity scattering and thus represents a classical analog of the quantum effect considered in Refs. 9–11. Following the procedure given by Eqs. (2), (3) and making use of the explicit matrix form of the field operator, $[\mathbf{F}\partial_{\mathbf{p}}g]_{\nu n} = F_{nn'}^{\nu\nu'} g_{\nu'n'}$,

$$\begin{aligned} F_{nn'}^{\nu\nu'} &= -\frac{1}{2}\delta_{\nu,\nu'\pm 1} \left(\mathbf{s}_{\nu\nu'} \cdot e\vec{\mathcal{E}}_{nn'} \right) \left[\partial_p + (\nu' - \nu) \frac{\nu'}{p} \right], \\ \vec{\mathcal{E}}_{nn'} &= \vec{\mathcal{E}}_{\text{dc}}\delta_{nn'} + \frac{1}{2}\vec{\mathcal{E}}_\omega\delta_{n,n'\pm 1}, \\ \mathbf{s}_{\nu\nu'} &= \mathbf{e}_x + i(\nu' - \nu)\mathbf{e}_y, \end{aligned} \quad (16)$$

one can readily calculate the photoconductivity at any desirable order in the fields $\vec{\mathcal{E}}_{\text{dc}}$ and $\vec{\mathcal{E}}_\omega$ ($\mathbf{e}_{x,y}$ are the unit vectors along the x, y axes). At the lowest order the photoconductivity $\sigma_{\text{ph}} \sim \mathcal{O}(\mathcal{E}_{\text{dc}}^0 \mathcal{E}_\omega^2)$ is given by the diagrams (a)–(i) in Fig. 1 (together with their counterparts in a lower half-plane, $\omega \rightarrow -\omega$). The result takes a simple form in the limit $\tau_{\text{in}}^{-1} \ll \tau^{-1} \ll \omega_c \ll \omega$:

$$\begin{aligned} \sigma_{\text{ph}} - \sigma_0^{\text{D}} &= \frac{1}{8}\sigma_0^{\text{D}} \left(\frac{eE_\omega v_F}{\epsilon_F \omega} \right)^2 \\ &\times \left[2c_1 \frac{\tau_{\text{in}}}{\tau} + (5c_1 + 4c_2) + (3c_1 + 2c_2) \cos 2\phi_E \right], \end{aligned} \quad (17)$$

where $c_1 = \varepsilon\tau\partial_\varepsilon^2 \varepsilon\tau^{-1}|_{\varepsilon=\varepsilon_F}$, $c_2 = \varepsilon\tau\partial_\varepsilon \varepsilon\tau^{-1}|_{\varepsilon=\varepsilon_F}$ are numbers (typically of order unity) determined by the type of disorder, ϕ_E is the angle between $\vec{\mathcal{E}}_{\text{dc}}$ and $\vec{\mathcal{E}}_\omega$. The first term in the square brackets corresponds to the diagrams (a), (b) in Fig. 1 and reproduces Eq. (11) in the limit of weak heating, $\Delta_h \ll T$. The term $(5c_1 + 4c_2)$ corresponds to the diagrams (c), (e), and (f). The polarization-dependent part, given by the last term, originates from the diagrams (d) and (i) (in which both diagonal links have the same direction along the ν axis). Finally, the diagrams (g) and (h) give a contribution which is smaller, compared to the diagrams (c)–(f) and (i), in the parameter $1/\omega_c\tau_{\text{in}} \ll 1$ and is omitted in Eq. (18). One can clearly see from Eq. (18) that in the limit $\tau_{\text{in}}/\tau \gg 1$ the photoconductivity is dominated by the heating of electrons.

III. INTERACTION-INDUCED PHOTOCONDUCTIVITY

In the above, we have neglected inelastic electron-electron collisions, whose role is not essential for the quasiclassical OPC, but have also ignored the renormalization of the *elastic* scattering rate by electron-electron interactions. The latter approximation, which fits in with the conventional approach to the photoconductivity, in fact misses an important contribution to σ_{ph} . Recall that the change of the conductivity due to radiation at $\tau_{\text{in}} \gg \tau$ comes mainly from the heating. It is most illuminating to focus on the model of Eqs. (12),(15), within which $\sigma_{\text{ph}} - \sigma_0^{\text{D}}$ is simply proportional to $T_{\text{eff}}^2 - T^2$. Clearly, this contribution to σ_{ph} is associated with the term in the Drude conductivity that is quadratic in the small parameter T/ϵ_F . Substituting T_{eff} for T in the Drude term yields σ_{ph} given by Eq. (15). On the other hand, there are T dependent quantum corrections to the conductivity, neglected above, in which one should similarly change $T \rightarrow T_{\text{eff}}$. At low T , the terms in σ_{ph} coming from these quantum corrections may easily become larger than the classical contribution (15), as we now demonstrate.

For high-mobility samples, we are mostly interested in σ_{ph} at not too low temperatures $T\tau/\hbar \gg 1$. In this “ballistic” regime, the most important T dependent term in the conductivity at zero B , for the limiting case of short-range disorder ($\tau \rightarrow \tau_S$), is related to screening of the disorder by Friedel oscillations, which translates into a T and ε dependent renormalization of the elastic scattering rate. This quantum interaction-induced term is given by $\Delta\sigma_{\text{int}} = \alpha(e^2/\pi\hbar^2)T\tau_S$.¹⁶ Here α is the interaction coupling constant, equal to unity for the Coulomb interaction (under the assumption that k_F^{-1} is much smaller than the static screening length). Remarkably, $\Delta\sigma_{\text{int}}$ is linear in T/ϵ_F , in contrast to the classical T dependent term which is quadratic in T/ϵ_F . Substitution $T \rightarrow T_{\text{eff}}$ in $\Delta\sigma_{\text{int}}$ yields an interaction-induced term in the photoconductivity, $\Delta\sigma_{\text{ph}} = \alpha(e^2/\pi\hbar^2)(T_{\text{eff}} - T)\tau_S$, where $T_{\text{eff}} - T = \Delta_{\text{FP}}$ is given by Eq. (14). For finite B , assuming that $T \gg \hbar\omega_c, \hbar/\tau$, this term in σ_{ph} reads

$$\Delta\sigma_{\text{ph}} = \alpha \frac{e^2}{\pi\hbar^2} (T_{\text{eff}} - T)\tau_S \frac{1 - \omega_c^2\tau_S^2}{(1 + \omega_c^2\tau_S^2)^2}. \quad (18)$$

This result is obtained by inverting the resistivity tensor for which the leading (for $T \gg \hbar\omega_c, \hbar/\tau$) interaction-induced correction to ρ_{xx} is B independent, while that to ρ_{xy} may be neglected. It follows from the comparison of Eqs. (15),(18) that this quantum contribution to the photoconductivity is much larger than the classical one provided the effective temperature is low, $T_{\text{eff}} \ll \alpha\epsilon_F$, which is satisfied for $\alpha \sim 1$ in the whole range of temperatures in a degenerate Fermi system. Thus sufficiently strong interactions have the effect of greatly enhancing the photoconductivity.

For stronger magnetic fields, $\hbar\omega_c \gg T$, another mechanism of the interaction-induced photoconductivity becomes relevant, related to the interplay¹⁷ of

quasiclassical memory effects and electron-electron interactions. For the two-component model of disorder, assuming, as above, that $\tau_S \ll \tau_L$, the T dependent correction to the conductivity is $\Delta\sigma_{\text{int}} \sim \alpha(e^2/\hbar)(\tau_L/\tau_S)^{1/2}(T\tau_S/\hbar)^{-1/2}$.¹⁷ With numerical factors included, this yields a contribution to the photoconductivity

$$\Delta\sigma_{\text{ph}} = -\alpha \frac{e^2}{\pi\hbar} \frac{3\zeta(3/2)}{16\pi^{3/2}} \left(\frac{\tau_L}{\tau_S}\right)^{1/2} \frac{T_{\text{eff}}^{-1/2} - T^{-1/2}}{(\tau_S/\hbar)^{1/2}}. \quad (19)$$

Comparing Eqs. (18) and (19), one sees that the latter mechanism gives a larger contribution to σ_{ph} in the whole temperature range $T \lesssim \hbar\omega_c$. At $T \sim \hbar\omega_c$, the term (19) is still larger than that given by Eq. (18) by a factor $(\omega_c\tau_L)^{1/2} \gg 1$. With increasing T , however, the memory-effects induced correction falls off rapidly, as $\exp[-4\pi^2 T/\omega_c]$, so that at $T \sim \hbar\omega_c \ln(\omega_c\tau_L)$ a crossover to Eq. (18) occurs.

IV. MAGNETOOSCILLATIONS DUE TO MEMORY EFFECTS

The photoconductivity obtained in Secs. II,III exhibits the cyclotron resonance but shows no oscillations with varying ω/ω_c . Let us now incorporate the memory effects. To this end, we have to step back to write the Liouville equation not yet averaged over positions of impurities. More precisely, for the two-component model of disorder (specified in Sec. I), we average only over smooth disorder and represent the Liouville operator as

$$L = L_0 + \delta L - I_{\text{in}}, \quad (20)$$

where L_0 includes the effect of scattering on smooth disorder:

$$L_0 = \partial_t + \mathbf{v}\nabla_{\mathbf{r}} + \omega_c \partial_\phi - \tau_L^{-1} \partial_\phi^2, \quad (21)$$

and $\delta L = -\sum_i I_{\mathbf{R}_i}(\mathbf{r})$ is a sum of collision operators for short-range impurities located at points \mathbf{R}_i . We have to keep in L_0 the spatial-gradient term (\mathbf{v} is the velocity).

Averaging the solution of Eq. (1) over \mathbf{R}_i with L given by Eq. (20) can be done systematically along the lines of Ref. 14: a classical diagram technique is formulated by means of the free propagator L_0^{-1} and the disorder correlation function $\langle \delta L(\mathbf{r})\delta L(\mathbf{r}') \rangle$. We proceed by representing the averaged propagator $\langle L^{-1} \rangle = (L_0 + M - I_{\text{in}})^{-1}$ in terms of the self-energy operator M . Equations (5)–(7) are then reproduced with τ in Eq. (6) given by

$$\tau^{-1} = \tau_L^{-1} + \Sigma(\omega), \quad (22)$$

where $\Sigma = \int (d\phi/2\pi) \mathbf{n}M\mathbf{n}$ and $\mathbf{n} = \mathbf{v}/|\mathbf{v}|$. To first order in δL ,

$$\Sigma^{(1)} = -n_S \int d\mathbf{r} \int (d\phi/2\pi) \mathbf{n}I_{\mathbf{R}_i}(\mathbf{r})\mathbf{n}. \quad (23)$$

By definition $n_S \int d\mathbf{r} I_{\mathbf{R}_i}(\mathbf{r})\mathbf{n} = -\mathbf{n}\tau_S^{-1}$, so that we have $\Sigma^{(1)} = \tau_S^{-1}$, which yields the Drude result for the total scattering rate $\tau^{-1} = \tau_L^{-1} + \tau_S^{-1}$. Expanding now M to second order in δL , we obtain the leading correction to Σ that is due to the memory effects:

$$\Sigma^{(2)}(\omega) = -n_S \int d\mathbf{r} \int d\mathbf{r}' \int \frac{d\phi}{2\pi} \times \mathbf{n}I_{\mathbf{R}_i}(\mathbf{r})D_\omega(\mathbf{r}-\mathbf{r}')I_{\mathbf{R}_i}(\mathbf{r}')\mathbf{n}, \quad (24)$$

or more explicitly

$$\Sigma^{(2)}(\omega) = -4\pi n_S \int d\mathbf{r} \int d\mathbf{r}' \int \frac{d\phi}{2\pi} \int \frac{d\tilde{\phi}}{2\pi} \int \frac{d\tilde{\phi}'}{2\pi} \int \frac{d\phi'}{2\pi} \times \cos\phi I_{\mathbf{R}_i}(\mathbf{r}, \phi, \tilde{\phi})D_\omega(\mathbf{r}-\mathbf{r}', \tilde{\phi}, \tilde{\phi}') \times I_{\mathbf{R}_i}(\mathbf{r}', \tilde{\phi}', \phi') \cos\phi', \quad (25)$$

where the propagator

$$D = (L_0 + \tau_S^{-1})^{-1} \quad (26)$$

is taken in the ω representation. Most importantly, the ω dispersion of D leads to oscillations of $\Sigma^{(2)}(\omega)$ with a period ω_c .

To find $\Sigma^{(2)}(\omega)$, we first note that, since $I_{\mathbf{R}_i}(\mathbf{r})$ as a function of \mathbf{r} falls off fast beyond a small vicinity of \mathbf{R}_i , one can put $\mathbf{r} = \mathbf{r}'$ in the argument of D_ω in Eqs. (24),(25). Then, $\Sigma^{(2)}(\omega)$ is given by

$$\Sigma^{(2)}(\omega) = -\frac{2}{n_S\tau_S^2} \int \frac{d\phi}{2\pi} \int d\phi' \times \cos\phi D_\omega(0; \phi, \phi') \cos\phi', \quad (27)$$

where $D_\omega(0; \phi, \phi')$ is the Fourier transform in t of the probability density to return with a direction of \mathbf{v} specified by ϕ' if one starts at an angle ϕ . Let us now focus on the case $\omega_c\tau_S \gg 1$. In this limit, $D_\omega(0; \phi, \phi')$ is sharply peaked at $\phi = \phi'$ and, introducing the total probability of return $P_\omega = \int d\phi' D_\omega(0; \phi, \phi')$, we finally get

$$\Sigma^{(2)}(\omega) = -P_\omega/n_S\tau_S^2. \quad (28)$$

A return-induced correction to the effective scattering rate, which comes according to Eq. (28) from $\text{Re} P_\omega$, yields, away from the cyclotron resonance, oscillations of the absorption rate through a correction to the function $K_\omega(\epsilon_F)$ [cf. Eq. (6)]:

$$\Delta K_\omega^\pm(\epsilon_F) = -(\epsilon_F/2n_S\tau_S^2) \text{Re} P_\omega/(\omega \pm \omega_c)^2. \quad (29)$$

The oscillatory part of $K_\omega(\epsilon_F)$ leads to *classical* oscillations of the linear *ac* conductivity,¹⁹

$$\Delta\sigma_\omega^{(c)} = -\sigma_\omega^{\text{D}} \text{Re} P_\omega/n_S\tau_S, \quad (30)$$

and being substituted in Eqs. (5)–(7), to those of σ_{ph} . To first order in \mathcal{E}_ω^2 , the classical oscillatory correction to σ_{ph} reads

$$\frac{\Delta\sigma_{\text{ph}}^{(c)}}{\sigma_{\text{ph}} - \sigma_0^{\text{D}}} = \frac{\Delta\sigma_\omega^{(c)}}{\sigma_\omega^{\text{D}}} = -\frac{\text{Re} P_\omega}{n_S\tau_S}. \quad (31)$$

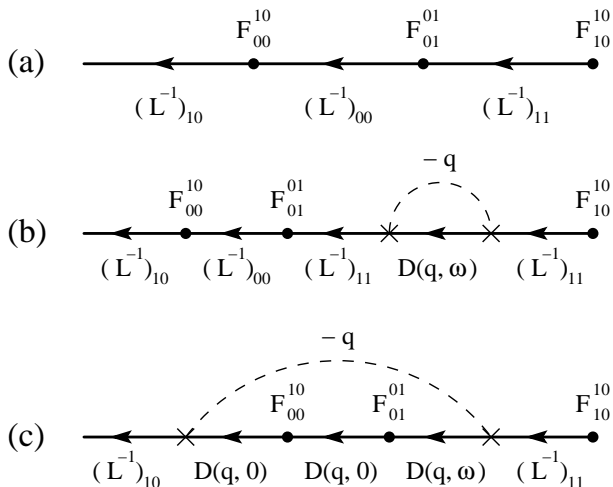


FIG. 2: Diagrams describing the memory effects in the photoconductivity σ_{ph} : oscillatory self-energy (b) and vertex (c) corrections to the smooth part (a) of σ_{ph} .

It is worth noting once more that both the smooth correction $\sigma_{\text{ph}} - \sigma_0^{\text{D}}$ and the oscillatory contribution $\Delta\sigma_{\text{ph}}^{(c)}$ are proportional to the inelastic time τ_{in} .

In the above, we have analyzed the oscillatory correction to the self-energy in terms of the return probability P_ω . In fact, there are other contributions to the OPC which are not reduced to the self-energy corrections and cannot be represented through P_ω . To illustrate this point, it is convenient to switch to a more conventional (dual) representation of the diagrams in Fig. 1, now with lines corresponding to the propagators and vertices representing the field operators (16), as shown in Fig. 2. The diagram (a) in Fig. 2 reproduces the graph (a) in Fig. 1. The diagram Fig. 2(b) represents the oscillatory correction to σ_{ph} of the self-energy type, Eq. (31). Both diagrams (a) and (b) in Fig. 2 contain the inelastic propagator $(L^{-1})_{00} = \tau_{\text{in}}$ at zero momentum q , which is much larger than all other propagators, $(L^{-1})_{\nu n}$ with at least one of the indices $\nu, n \neq 0$. By contrast, the diagram (c), which exemplifies an oscillatory vertex correction to σ_{ph} , is not proportional to τ_{in} , because of large q running along the internal propagators $D(q, \omega)$ [defined in Eq. (26)]. The vertex type corrections, which are of the same order in all of the diagrams (a)–(i), are thus by a factor τ_{in}/τ_S smaller than the self-energy contribution (31).

The function P_ω for $\omega_c\tau_L \gg 1$ is most directly evaluated by using Eq. (21) which represents the time evolution of ϕ as a diffusion process with a white noise spectrum of $\partial_t\phi$. This approach is justified for not too strong B , namely for $\delta \gg d$, where (see Appendix)

$$\delta = 2\pi^{1/2}v_F\tau_L/(\omega_c\tau_L)^{3/2} \quad (32)$$

is a mean-square fluctuation of the guiding center of a cyclotron orbit after one cyclotron revolution (otherwise adiabatic drift dynamics is developed). The probability

density $p_n(x_\perp, x_\parallel)$ for particles on the Fermi surface to be scattered from the starting point on a cyclotron orbit by a distance x_\perp across the orbit and a distance x_\parallel along it in time $2\pi n/\omega_c$ is then given by the anisotropic Gaussian distribution with averages $\langle x_\perp^2 \rangle = \langle x_\parallel^2 \rangle / 3 = n\delta^2/2$ (see Appendix). Summing over multiple cyclotron revolutions, we thus express P_ω as

$$P_\omega = \sum_{n=1-\infty}^{\infty} \int dt e^{-i(\omega-i/\tau_S)t} p_n[0, v_F(t-2\pi n/\omega_c)]. \quad (33)$$

Note that once the particle hits a short-range impurity, its guiding center is shifted by a distance of the order of the cyclotron radius. As a result, the contribution of such trajectories to the return probability can be neglected and only non-colliding orbits should be taken into account, which is expressed by the exponential factor $\exp(-t/\tau_S)$. Equation (33) gives oscillations of P_ω as ω/ω_c is varied:

$$P_\omega = \frac{1}{\sqrt{\pi}v_F\delta} \sum_{n=1}^{\infty} \frac{1}{\sqrt{n}} \exp\left[-\frac{2\pi n}{\omega_c}(i\omega + \Gamma)\right], \quad (34)$$

whose damping with decreasing B is characterized by

$$\Gamma = \frac{3}{2\tau_L} \left(\frac{\omega}{\omega_c}\right)^2 + \frac{1}{\tau_S}. \quad (35)$$

In the limit of weak damping, $\pi\Gamma \ll \omega_c$, we perform the summation in Eq. (34) by means of Poisson's formula to represent $\text{Re } P_\omega$ as a series of sharp peaks centered at $\omega = N\omega_c$. A peak at $\omega \simeq N\omega_c$ is of the form²⁰

$$\text{Re } P_\omega = \frac{\omega_c^3\tau_L}{2\sqrt{3}\pi v_F^2\omega} \mathcal{F}\left(\frac{\omega - N\omega_c}{\Gamma}\right), \quad (36)$$

$$\mathcal{F}(x) = \left[\frac{1 + (1 + x^2)^{1/2}}{2(1 + x^2)}\right]^{1/2}, \quad \mathcal{F}(0) = 1. \quad (37)$$

Note that the amplitude of the peaks in Eq. (36) falls off with decreasing ω_c or increasing ω as a power law, namely as ω_c^3/ω . The power-law suppression of the oscillations crosses over into the exponential damping only for very large $\pi(\omega/\omega_c)^2 \gg \omega_c\tau_L$, when one can neglect all terms in Eq. (34) but the first one, which gives

$$\text{Re } P_\omega = \frac{(\omega_c\tau_L)^{3/2}}{2\pi v_F^2\tau_L} \cos\frac{2\pi\omega}{\omega_c} \exp\left(-\frac{2\pi\Gamma}{\omega_c}\right). \quad (38)$$

It is worth noting that, because of the condition $\omega_c\tau_S \gg 1$, the term τ_S^{-1} in Eq. (35) may be neglected in the damping factor of Eq. (38), so that the exponential damping is determined by the momentum relaxation time for scattering off the long-range disorder.

V. OSCILLATORY AC CONDUCTIVITY: QUASICLASSICAL VS QUANTUM

Now we compare the classical oscillatory ac conductivity $\sigma_\omega^{(c)}$, given by Eqs. (30),(36),(38), with the quantum

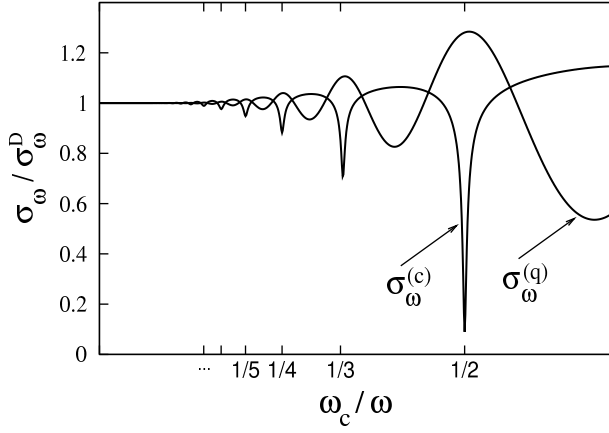


FIG. 3: Quasiclassical [$\sigma_{\omega}^{(c)}$, Eq. (40)] and quantum [$\sigma_{\omega}^{(q)}$, Eq. (41)] oscillatory ac conductivity (normalized to the Drude conductivity σ_{ω}^D) vs ω_c/ω for $\omega/2\pi = 100$ GHz, $\tau = 0.6$ ns, $\tau/\tau_q = 50$, $\tau_S/\tau_L = 0.1$, $a/\delta = 0.25$ at $\omega_c/\omega = 1/2$.

contribution $\sigma_{\omega}^{(q)}$ calculated in Ref. 7. Let us represent $\sigma_{\omega}^{(c)}$ for weak damping at $\omega = N\omega_c$ as

$$\sigma_{\omega}^{(c)} \Big|_{\omega=N\omega_c} = \sigma_{\omega}^D \left[1 - \frac{a}{\sqrt{3\pi} N \delta} (\omega_c \tau_L)^{1/2} \right], \quad (39)$$

where δ is given by Eq. (32) and we have introduced a characteristic size of the short-range impurities $a = (n_S v_F \tau_S)^{-1}$. It follows that, apart from the harmonics number N , the amplitude of the oscillations is given by the product of a small factor a/δ and a large factor $(\omega_c \tau_L)^{1/2}$. In the exponential damping regime, $\sigma_{\omega}^{(c)}$ is re-written as

$$\frac{\sigma_{\omega}^{(c)}}{\sigma_{\omega}^D} = 1 - \frac{a}{\sqrt{\pi} \delta} \cos \frac{2\pi\omega}{\omega_c} \exp \left[- \left(\frac{\omega}{\omega_c} \right)^2 \frac{3\pi}{\omega_c \tau_L} \right], \quad (40)$$

so that the pre-exponential factor is simply given by a/δ . An important point to notice is that the damping in Eq. (40) is characterized solely by the long transport time for scattering off the smooth disorder. On the other hand, the envelope of the quantum oscillations of the ac conductivity is determined by the single-particle time τ_q :

$$\frac{\sigma_{\omega}^{(q)}}{\sigma_{\omega}^D} = 1 + 2 \cos \frac{2\pi\omega}{\omega_c} \exp \left(- \frac{2\pi}{\omega_c \tau_q} \right) \quad (41)$$

(this equation is valid for $2\pi T \gg \hbar/\tau_q$, for smaller T see Ref. 7).

Note the difference in the sign of the oscillatory terms: there is a π shift of the quantum and classical oscillations with respect to each other. Another difference is that the damping of the classical oscillations is ω dependent, in contrast to the quantum case. One sees that, despite the small factor a/δ , the classical oscillations may be stronger than the quantum ones since in high-mobility structures $\tau_q \ll \tau_L$ and the quantum oscillations are damped much more strongly. The behavior of the two contributions to the oscillatory ac conductivity is illustrated in Fig. 3.

VI. MECHANISMS OF THE OSCILLATORY PHOTOCONDUCTIVITY: QUASICLASSICAL VS QUANTUM

Having found the classical contribution $\Delta\sigma_{\text{ph}}^{(c)}$ to the OPC [Eqs. (31),(36),(38)], let us compare it with the quantum oscillatory contribution $\Delta\sigma_{\text{ph}}^{(q)}$,^{7,8} related to the oscillations of the DOS. Using Eqs. (31),(35),(38) and omitting numerical factors, we write down the essential factors in $\Delta\sigma_{\text{ph}}^{(c)}$ for $\pi\Gamma \gtrsim \omega_c$ for the case of noninteracting electrons:

$$\Delta\sigma_{\text{ph}}^{(c)} \sim \sigma_0^D \frac{\tau_{\text{in}}}{\tau} \left(\frac{e\mathcal{E}_{\omega} v_F}{\epsilon_F \omega} \right)^2 \frac{a}{\delta} \times \cos \frac{2\pi\omega}{\omega_c} \exp \left[- \left(\frac{\omega}{\omega_c} \right)^2 \frac{3\pi}{\omega_c \tau_L} \right]. \quad (42)$$

The sign of $\Delta\sigma_{\text{ph}}^{(c)}$ in Eq. (42) depends on that of K_0'' [see Eq. (11)].

As shown in Sec. III, unless the electron-electron interaction is extremely weak, the largest contribution to the smooth part of σ_{ph} comes from the interaction correction to the conductivity. For $T \gtrsim \hbar\omega_c \ln(\omega_c \tau_L)$, the main interaction-induced term in the smooth part of σ_{ph} is given by Eq. (18) and, according to Eq. (31), this yields in turn the main term in the oscillating part $\Delta\sigma_{\text{ph}}^{(c)}$. Putting $\alpha \sim 1$ (long-range Coulomb interaction), we have:

$$\Delta\sigma_{\text{ph}}^{(c)} \sim \sigma_0^D \frac{\tau_{\text{in}}}{\tau} \frac{(e\mathcal{E}_{\omega} v_F / \omega)^2}{\epsilon_F T} \frac{a}{\delta} \times \cos \frac{2\pi\omega}{\omega_c} \exp \left[- \left(\frac{\omega}{\omega_c} \right)^2 \frac{3\pi}{\omega_c \tau_L} \right], \quad (43)$$

which is larger than the noninteracting part [Eq. (42)] by a factor ϵ_F/T .

For $T \ll \hbar\omega_c$, the main contribution to σ_{ph} is related to the interaction correction given by Eq. (19), which yields the oscillatory part $\Delta\sigma_{\text{ph}}^{(c)}$ similar (in terms of the phase of the oscillations and their damping factor) to that in Eq. (43) but multiplied by a large factor $(\omega_c \tau_L)^2 / (T \tau_L / \hbar)^{3/2}$. In the intermediate range of temperature, $\hbar\omega_c \ll T \ll \hbar\omega_c \ln(\omega_c \tau_L)$, there is an exponentially fast crossover between the two regimes. The regime most relevant to the experiments^{1,2,3,4,5} is that of high temperature, $T \gtrsim \hbar\omega_c$. It is worth noting that Eqs. (42),(43) remain valid in the regime of strong heating as well, provided the effective electron temperature T_e [Eq. (9)] is substituted for T .

For convenience, we also reproduce here $\Delta\sigma_{\text{ph}}^{(q)}$ in the case of overlapping Landau levels; specifically, for $|\omega \pm \omega_c| \gtrsim \omega_c$ in the regime linear with respect to the microwave power (see Eq. (8) of Ref. 8; here we omit numerical factors):

$$\Delta\sigma_{\text{ph}}^{(q)} \sim -\sigma_0^D \frac{\tau_{ee}}{\tau} \left(\frac{e\mathcal{E}_{\omega} v_F}{\hbar\omega^2} \right)^2 \frac{\omega}{\omega_c}$$

$$\times \sin \frac{2\pi\omega}{\omega_c} \exp\left(-\frac{2\pi}{\omega_c\tau_q}\right). \quad (44)$$

The electron-electron scattering time⁸ $\tau_{ee} \propto T_e^{-2}$ (up to a logarithmic factor) depends on the effective electron temperature T_e [Eq. (9)]. Although both contributions, Eqs. (43),(44) have the same period in ω/ω_c , crucial distinctions are clear.

Firstly, their phases are shifted by $\pi/2$. Secondly, despite both contributions being proportional to a certain inelastic relaxation time, they are different in that the amplitude of $\Delta\sigma_{\text{ph}}^{(q)}$ is limited by τ_{ee} (which at low T is much shorter than the electron-phonon scattering time), whereas the classical term is not sensitive to the inelastic electron-electron scattering in any essential way¹⁸ and is proportional to the energy relaxation time [τ_{in} in Eqs. (10),(43)], limited by coupling to the external bath (phonons). It follows that in the limit of small T the ratio of the amplitudes of the OPC, classical-to-quantum, contains a large T dependent factor $\tau_{\text{in}}/\tau_{ee}$, which may be easily as large as 10^2 . The sensitivity of $\Delta\sigma_{\text{ph}}^{(q)}$ to electron-electron collisions stems from the fact that the quantum contribution is due to a radiation-induced change of the distribution function $f(\varepsilon)$ that oscillates with *both* ε and ω . By contrast, the classical contribution $\Delta\sigma_{\text{ph}}^{(c)}$ is associated with an oscillatory term in the characteristic electron temperature, i.e., with a smooth part of $f(\varepsilon)$ which oscillates with ω only.²¹

Thirdly, the dependences of the envelope of the OPC on ω , ω_c , and the degree of disorder are quite different. The most important point is that although there is a small factor $\propto \varepsilon_F^{-1}$ in Eq. (43), in addition to another small factor a/δ , the *damping* of the classical term is much weaker than that of $\Delta\sigma_{\text{ph}}^{(q)} \propto \exp(-2\pi/\omega_c\tau_q)$. Indeed, the exponential damping of $\Delta\sigma_{\text{ph}}^{(c)}$ is governed by τ_L [Eq. (43)], which is far larger than τ_q in high-mobility samples. It is only that in the limit of very low B that the ω_c^{-3} factor in the exponent of Eq. (43) suppresses the classical OPC more effectively than the linear in ω_c^{-1} Dingle factor in the quantum case.

It is important to stress that the amplitude of the classical OPC in units of the dark conductivity is not large under the conditions of the experiments on the zero-resistance states. Indeed, the pre-exponential factor of Eq. (43) may be written as $\sigma_0^{\text{D}}(\Delta_h^2/\varepsilon_F T)(a/\delta)$ for the regime linear with respect to the microwave power. Now, the crossover to the regime of strong heating occurs when the classical OPC is still small, namely the ratio $\Delta\sigma_{\text{ph}}^{(c)}/\sigma_0^{\text{D}}$ is of order $(T/\varepsilon_F)(a/\delta) \lesssim 10^{-2}$. This should be contrasted with the quantum OPC which may become large (and thus lead to the zero-resistance states) when the heating may be still negligible. For the regime of strong heating, when the effective electron temperature $T_e \gtrsim T$, the amplitude of the classical OPC shows a sub-linear growth with increasing microwave power and may be estimated as $\sigma_0^{\text{D}}(T_e/\varepsilon_F)(a/\delta)$. In particular, for the piezoelectric mechanism of the energy relax-

ation due to electron-phonon coupling, the classical OPC grows as $\mathcal{E}_\omega^{2/5}$ [see the discussion below Eq. (15)]. We conclude that, because of the slow growth with increasing microwave power, the characteristic ratio $\Delta\sigma_{\text{ph}}^{(c)}/\sigma_0^{\text{D}}$ can hardly exceed the level of a few percent in the current experiments. That is to say the zero-resistance states are related to the *quantum* OPC. The most favorable conditions for the observation of the classical OPC should be realized if the quantum contribution to the OPC is strongly damped, which means sufficiently large $2\pi/\omega\tau_q \gtrsim 7$. For a high-mobility sample with $\tau_q \sim 3$ ps, this would require $\omega/2\pi \lesssim 50$ GHz.

The above analysis shows that the classical OPC cannot possibly explain the experimentally reported strong deviations of the ratio τ_{ph}/τ_q from $1/2$, the value predicted by the theory of the quantum OPC, as discussed in Introduction. We thus argue that the experiments on the damping of Shubnikov-de Haas oscillations might strongly overestimate the single-particle scattering rate τ_q^{-1} . One of the reasons could be the presence of macroscopic inhomogeneities leading to an inhomogeneous broadening of Landau levels, which might be by far larger than the homogeneous broadening given by τ_q^{-1} and measured in the photoconductivity experiments (such a possibility was mentioned in Ref. 1). We suggest that measuring the damping of the OPC provides a reliable means of extracting τ_q^{-1} from the magnetooscillations, free from the effect of the additional inhomogeneous damping characteristic to the Shubnikov-de Haas measurements. The method based on the OPC is particularly useful in high-mobility samples, where τ_q^{-1} is small and in the conventional Shubnikov-de Haas measurements one has to go to fairly low temperatures to separate the impurity-induced damping from that related to the thermal smearing of the Fermi surface.

VII. CONCLUSIONS

In summary, we have analyzed the quasiclassical mechanism of magnetooscillations in the ac- and photoconductivity, related to non-Markovian dynamics of disorder-induced scattering of electrons in high-mobility structures. We have calculated the leading contribution associated with a radiation-induced change of the electron distribution function, which is proportional to the inelastic (electron-phonon) relaxation time. We have found that the quasiclassical oscillations in the photoconductivity are weak under the conditions of current experiments. Therefore, the zero-resistance states and the strong oscillations that have been observed in the experiments are likely due to the quantum mechanism of Refs. 7,8. We argue that the damping of the oscillatory photoconductivity provides a reliable method of measuring the homogeneous broadening of Landau levels (single-particle scattering rate τ_q^{-1}) in high-mobility structures (which also resolves the dilemma posed in Introduction: the analysis of the damping of Shubnikov-de Haas oscillations

apparently gives overestimated values of τ_q^{-1} due to an inhomogeneous broadening).

On the other hand, we have identified a range of parameters within which the quasiclassical mechanism yields oscillations of the photoconductivity that may dominate at *small* B over those based on the Landau quantization. In addition to the different low- B damping factor, the quasiclassical oscillations are shifted in phase by $\pi/2$ with respect to the quantum oscillations, see Eqs. (43),(44). We have also shown that the quasiclassical magnetooscillations in the *ac conductivity* are much stronger than in the photoconductivity and may easily compete with the quantum oscillations.⁷

We thank R. R. Du, K. von Klitzing, R. G. Mani, J. H. Smet, and M. A. Zudov for information about the experiments. We are grateful to I. L. Aleiner and I. V. Gornyi for valuable discussions. In particular, we thank I. L. Aleiner for attracting our attention to the importance of quantum interaction corrections. This work was supported by the SPP ‘‘Quanten-Hall-Systeme’’ of DFG and by RFBR.

APPENDIX: RETURN PROBABILITY IN A MAGNETIC FIELD

The return probability P_ω [Eq. (28)] can be directly evaluated by using the quasiclassical propagator $D = (L_0 + \tau_S^{-1})^{-1}$ [Eq. (26)]. In this Appendix, we present a different, more illustrative way to derive P_ω . We recall that the Liouville operator L_0 [Eq. (21)] represents the time evolution of the direction of the electron velocity $\mathbf{n} = \mathbf{v}/|\mathbf{v}| = (-\sin\phi, \cos\phi)$ as a combination of the cyclotron motion and the angle diffusion due to scattering off smooth disorder. The random part χ of the angle ϕ is characterized by a white noise spectrum of $\partial_t\chi$:

$$\begin{aligned} \phi(t) &= \phi_0 + \omega_c t + \chi(t), \\ \langle \partial_t\chi(t) \partial_{t'}\chi(t') \rangle &= \frac{2}{\tau_L} \delta(t - t'). \end{aligned} \quad (\text{A.1})$$

In what follows we calculate the mean-square fluctuation of the guiding center of cyclotron motion δ , Eq. (32), and mean-square shifts of an electron along and across the cyclotron orbit after n cyclotron periods at $t = nT_c = 2\pi n/\omega_c$. For definiteness, let the guiding center be initially placed at the origin, $\mathbf{R}(t=0) = (0,0)$, and the electron coordinate and velocity be $\mathbf{r}(t=0) = (R_c, 0)$, $\mathbf{v}(t=0) = (0, v_F)$ ($R_c = v_F/\omega_c$ is the cyclotron radius).

Using Eq. (A.1) we get the mean-square shifts of the position of guiding center \mathbf{R} and the fluctuating angle χ in time $t = nT_c$:

$$\begin{aligned} \langle R_x^2 \rangle &= \left\langle \left(\int_0^{nT_c} dt R_c \cos\phi(t) \partial_t\chi(t) \right)^2 \right\rangle \\ &= \frac{2R_c^2}{\tau_L} \int_0^{nT_c} dt \cos^2\phi(t) = R_c^2 \frac{nT_c}{\tau_L} \\ \langle R_y^2 \rangle &= \langle R_x^2 \rangle, \\ \langle \chi^2 \rangle &= \left\langle \left(\int_0^{nT_c} dt \partial_t\chi(t) \right)^2 \right\rangle = \frac{2nT_c}{\tau_L}. \end{aligned} \quad (\text{A.2})$$

The diffusion approximation is valid as long as the root-mean-square shift of the guiding center after one cyclotron revolution ($n = 1$) exceeds the characteristic length scale of the random potential,

$$\delta = [\langle R_x^2 \rangle + \langle R_y^2 \rangle]^{1/2} = R_c \left(\frac{4\pi}{\omega_c \tau_L} \right)^{1/2} \gg d. \quad (\text{A.3})$$

In the same manner, we calculate the mean square of electron shifts along and across the cyclotron orbit, $x_{\parallel} \equiv y(t = nT_c) = \int_0^{nT_c} dt v_F \cos\phi(t)$ and $x_{\perp} \equiv x(t = nT_c) - R_c = -\int_0^{nT_c} dt v_F \sin\phi(t)$, respectively,

$$\begin{aligned} \langle x_{\perp}^2 \rangle &= \left\langle \left(\int_0^{nT_c} dt v_F \cos(\omega_c t) \int_0^t dt' \partial_{t'}\chi(t') \right)^2 \right\rangle \\ &= \langle R_x^2 \rangle, \\ \langle x_{\parallel}^2 \rangle &= \langle (R_y + R_c \chi)^2 \rangle = \langle R_y^2 \rangle + R_c^2 \langle \chi^2 \rangle. \end{aligned} \quad (\text{A.4})$$

It follows that fluctuations along the cyclotron orbit are enhanced with respect to those across the orbit, $\langle x_{\parallel}^2 \rangle = 3\langle x_{\perp}^2 \rangle = 3n\delta^2/2$, and we arrive at the anisotropic electron distribution after n cyclotron revolutions,

$$\begin{aligned} p_n(x_{\perp}, x_{\parallel}) &= \frac{1}{\sqrt{\pi} n \delta} \exp\left(-\frac{x_{\perp}^2}{n \delta^2}\right) \\ &\times \frac{1}{\sqrt{3\pi} n \delta} \exp\left(-\frac{x_{\parallel}^2}{3n \delta^2}\right), \end{aligned} \quad (\text{A.5})$$

which enters Eq. (33) for the return probability.

* Also at A.F. Ioffe Physico-Technical Institute, 194021 St. Petersburg, Russia.

† Also at Petersburg Nuclear Physics Institute, 188350 St. Petersburg, Russia.

¹ M.A. Zudov, R.R. Du, J.A. Simmons, and J.L. Reno, Phys. Rev. B **64**, 201311(R) (2001); P.D. Ye, L.W. En-

gel, D.C. Tsui, J.A. Simmons, J.R. Wendt, G.A. Vawter, and J.L. Reno, Appl. Phys. Lett. **79**, 2193 (2001).

² R.G. Mani, J.H. Smet, K. von Klitzing, V. Narayanamurti, W.B. Johnson, and V. Umansky, Nature **420**, 646 (2002); Phys. Rev. B **69**, 193304 (2004); cond-mat/0306388.

³ M.A. Zudov, R.R. Du, L.N. Pfeiffer, and K.W. West, Phys.

- Rev. Lett. **90**, 046807 (2003); C.L. Yang, M.A. Zudov, T.A. Knuuttila, R.R. Du, L.N. Pfeiffer, and K.W. West, *ibid.* **91**, 096803 (2003).
- ⁴ S.I. Dorozhkin, JETP Lett. **77**, 577 (2003).
- ⁵ R.L. Willett, L.N. Pfeiffer, and K.W. West, Phys. Rev. Lett. **93**, 026804 (2004).
- ⁶ A.V. Andreev, I.L. Aleiner, and A.J. Millis, Phys. Rev. Lett. **91**, 056803 (2003).
- ⁷ I.A. Dmitriev, A.D. Mirlin, and D.G. Polyakov, Phys. Rev. Lett. **91**, 226802 (2003).
- ⁸ I.A. Dmitriev, M.G. Vavilov, I.L. Aleiner, A.D. Mirlin, and D.G. Polyakov, cond-mat/0310668.
- ⁹ A.C. Durst, S. Sachdev, N. Read, and S.M. Girvin, Phys. Rev. Lett. **91**, 086803 (2003).
- ¹⁰ V.I. Ryzhii, Sov. Phys. Solid State **11**, 2078 (1970); V.I. Ryzhii, R.A. Suris, and B.S. Shchamkhalova, Sov. Phys. Semicond. **20**, 1299 (1986).
- ¹¹ M.G. Vavilov and I.L. Aleiner, Phys. Rev. B **69**, 035303 (2004).
- ¹² To avoid confusion, it is worthwhile to note that the Shubnikov-de Haas oscillations of the dark resistivity were damped in Refs. 1,2,3,4,5 mostly by temperature rather than by disorder.
- ¹³ For smooth disorder, manifestations of the memory effects in the magnetoresistance and *ac* transport were studied in A.D. Mirlin, J. Wilke, F. Evers, D.G. Polyakov, and P. Wölfle, Phys. Rev. Lett. **83**, 2801 (1999); J. Wilke, A.D. Mirlin, D.G. Polyakov, F. Evers, and P. Wölfle, Phys. Rev. B **61**, 13774 (2000). Recently, the role of the memory effects in the photoconductivity, in the case of smooth disorder, was discussed in terms of the influence of microwave radiation on the collision integral in Ref. 11 and in I.L. Aleiner, B.L. Altshuler, and A.V. Andreev, unpublished. However, the memory effects manifest themselves in the photoconductivity much more strongly through a radiation-induced change of the electron distribution function.
- ¹⁴ A.D. Mirlin, D.G. Polyakov, F. Evers, and P. Wölfle, Phys. Rev. Lett. **87**, 126805 (2001).
- ¹⁵ V. Umansky, R. de Picciotto, and M. Heiblum, Appl. Phys. Lett. **71**, 683 (1997).
- ¹⁶ G. Zala, B.N. Narozhny, and I.L. Aleiner, Phys. Rev. B **64**, 214204 (2001).
- ¹⁷ I.V. Gornyi and A.D. Mirlin, Phys. Rev. B **69**, 045313 (2004).
- ¹⁸ More precisely, the effect of inelastic electron-electron scattering on the OPC is twofold: firstly, it suppresses oscillations of $f(\varepsilon)$ induced by those of the DOS; secondly, it affects the exact shape of the smooth part of $f(\varepsilon)$ by thermalizing electrons among themselves. The former effect leads to the damping of the quantum term $\Delta\sigma_{\text{ph}}^{(q)}$, as discussed in Ref. 8. The latter can only yield a numerical coefficient of order unity in the classical term $\Delta\sigma_{\text{ph}}^{(c)}$, depending on what other mechanisms of inelastic scattering are. Moreover, this numerical factor is one, so that electron-electron inelastic scattering does not manifest itself in $\Delta\sigma_{\text{ph}}^{(c)}$ at all, if the inelastic coupling to the thermal bath in the presence of a driving force yields $f(\varepsilon)$ whose shape is given by the Fermi distribution (but with an effective temperature different from that of the bath). This is the case, e.g., for the Fokker-Planck mechanism of Eqs. (12),(15).
- ¹⁹ Similar oscillations of the *ac* conductivity were studied for the case of a random antidot array, where the memory effects are still stronger, in D.G. Polyakov, F. Evers, and I.V. Gornyi, Phys. Rev. B **65**, 125326 (2002). The antidot-array model also describes correctly rare strong short-ranged scatterers in the absence of background smooth disorder.
- ²⁰ Equation (36) has the same structure as an interaction-induced correction to the tunneling DOS, studied in A.M. Rudin, I.L. Aleiner, and L.I. Glazman, Phys. Rev. Lett. **78**, 709 (1997), which is also proportional to the return probability P_ω .
- ²¹ It is worth noting that there exists also a subleading quantum contribution to the OPC that is due to the oscillatory heating, i.e., due to a smooth part of $f(\varepsilon)$ which oscillates with ω (because of the oscillatory absorption rate coming in turn from the Landau quantization). It has the same damping factor as in Eq. (44), but the phase of the oscillations as in Eq. (43). This quantum term is, however, much smaller than given by Eq. (44); specifically, by a factor $(\hbar^2\omega\omega_c/\epsilon_F^2)\tau_{\text{in}}/\tau_{\text{ee}} \ll 1$.