

Current relaxation in nonlinear random media

Tsampikos Kottos¹ and Matthias Weiss²

¹ *Max-Planck-Institut für Strömungsforschung, Bunsenstrasse 10, D-37073 Göttingen, Germany and*

² *MEMPHYS-Center for Biomembrane Physics, Physics Dept.,
University of Southern Denmark, Campusvej 55, DK-5230 Odense M, Denmark*

We study the current relaxation of a wave packet in a nonlinear random sample coupled to the continuum. We show that the survival probability $P(t)$ decays algebraically as $P(t) \sim 1/t^\alpha$. The interplay between the nonlinearity and the disorder is encoded in the power-law exponent α which is found to satisfy a universal scaling law $\alpha = f(\Lambda)$. Here, $\Lambda = \chi/l_\infty$ is the ratio of the nonlinearity strength χ and the localization length l_∞ of the corresponding random system with $\chi = 0$. Experimental evidence of this should be observable in coupled nonlinear optical waveguides.

PACS numbers: 05.60Gg, 42.65.-k, 72.10.-d

A fundamental source of physical information are time-resolved decay measurements in quantum mechanical systems which are coupled to a continuum via metallic leads or to absorbing boundaries. While the radioactive decay is a prominent paradigm, more recent examples include atoms in optically generated lattices and billiards [1, 2], the ionization of molecular Rydberg states [3], photoluminescence spectroscopy of excitation relaxation in semiconductor quantum dots and wires [4], and pulse propagation studies with electromagnetic waves [5]. Motivated by the experimental achievements, the dynamics of open quantum systems has also gained considerable interest from a theoretical perspective and various analytical techniques have been developed to study the problem in more detail [6, 7, 8, 9, 10, 11, 12, 13, 14, 15, 16]. One possible approach to the problem is to consider the survival probability $P(t)$ of a wave packet which is initially localized inside the open sample. The total current leaking out of the open sample is then related to the survival probability by $J(t) = -\frac{\partial P(t)}{\partial t}$.

For ballistic/chaotic systems, the survival probability exhibits an algebraic decay $P(t) \sim 1/t^{\beta M/2}$, where M is the number of channels and $\beta = 1(2)$ for preserved (broken) time reversal symmetry [8]. For random systems in the metallic regime, $P(t)$ decays slower than exponential, i.e. long-time tails appear [7, 10, 11]. Recently, also quantum systems with a mixed classical phase space have been studied [12, 15], where it was found that $P(t) \sim 1/t$. The same algebraic decay was found [12] for disordered systems with exponential ('Anderson-type') localization [17]. In both cases, this law is related to localization and tunneling effects, and applies for intermediate asymptotic times [12].

The subject of the present paper is the survival probability in a new setting, namely a class of *random* systems where the evolution is governed by a *Discrete Nonlinear Schrödinger equation* (DNLSE) (see [18] and reference

therein), that is

$$i \frac{\partial}{\partial t} \psi_n(t) = \sum_m H_{nm} \psi_m(t) - \chi |\psi_n(t)|^2 \psi_n(t) . \quad (1)$$

Here, $|\psi_n(t)|^2$ denotes the probability for a particle to be at site n at time t , H_{nm} is a tight-binding Hamiltonian (with random elements) and χ is the strength of the nonlinearity. The nonlinear term in the Schrödinger equation (1) can arise due to a mean field approximation for many body interactions, e.g. in the Gross-Pitaevskii framework for Bose-Einstein Condensates [19], or it can result from the description of a quantum mechanical particle which moves in a random potential and interacts strongly with vibrations [20]. The DNLSE can be also viewed as a description for the energy transfer in proteins [21]. Finally, in the context of optics the DNLSE is capable of describing wave motion in coupled nonlinear optical waveguides [22, 23, 24]. It should be mentioned that in the latter case the longitudinal space dimension of the waveguide plays the role of the time variable.

Here, we present for the first time the consequences on the decay of the survival probability, i.e. on the flux out of the sample, when coupling a nonlinear random system like Eq. (1) to the continuum via absorbing boundaries (or conducting leads). In particular, we find that for intermediate (but large) times

$$P(t) \approx \frac{C}{t^\alpha}, \quad (2)$$

where C is some constant. We show that the interplay between the nonlinearity and the disorder is encoded in the behavior of the power-law exponent α which is found to satisfy the scaling relation

$$\alpha = f(\Lambda) \quad ; \quad \Lambda = \frac{\chi}{l_\infty}, \quad (3)$$

where $f(\Lambda)$ is a universal scaling function that takes the asymptotic values $f(\Lambda < \Lambda^*) \approx 1$ and $f(\Lambda > \Lambda^*) \approx 0.35$ where $\Lambda^* \sim \mathcal{O}(1)$. The former limit corresponds to the

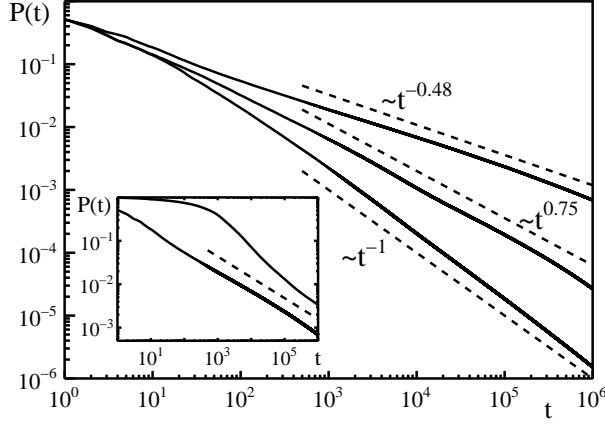


FIG. 1: The survival probability $P(t)$ [Eq. (6)] shows a power-law decay $P(t) \sim t^{-\alpha}$. Displayed are three representative examples for $k = 5$, $N = 256$ and $\chi = 1, 15, 50$ (full lines, bottom to top). Dashed lines are least square fits. In the inset we report $P(t)$ for $\chi = 50$ and two different initial conditions: $\psi_n(t=0) = \delta_{n,0}$ (lower curve) and $\psi_n(t=0) = 1/\sqrt{N}$ (upper curve). The best fit gives $\alpha = 0.48$ for both cases in the large time limit.

case where localization effects are dominant while in the latter the nonlinearity dominates which leads to a slower decay. This result is in strong contrast to the naive expectation that $P(t)$ will decay faster due to a nonlinearity-induced delocalization which has been reported previously for closed random systems [24, 25]. Our results (2,3) are readily understood intuitively in terms of an effective tunneling mechanism due to the nonlinearity and are supported by extensive numerical calculations.

To investigate the decay of the survival probability we use a modified version [24] of the Kicked Rotor (KR) with absorbing boundary conditions [12]. The discrete quantum mechanical time evolution from time t to time $t+1$ (measured in units of a kick period T) is described by the following map

$$\psi_n(t+1) = \sum_m (-i)^{(n-m)} J_{n-m}(k) \times e^{-iT((n+\phi)^2 - \chi|\psi_m|^2)} \psi_m(t) \quad (4)$$

where the Bessel function J_{n-m} appears as the result of the kick described by the operator $U_{\text{kick}} = \exp(-ik \cos(\theta))$. Here, θ denotes the angle, n is the angular momentum while $K = kT$ is the classical kicking strength. The parameter ϕ can be interpreted as an Aharonov-Bohm flux through the ring parametrized by the coordinate θ . Notice that in contrast to the standard KR now the kinetic term depends on the wavefunction probability. Equation (4), can be considered as a model for propagation of nonlinear waves in optical fibers where a change of the optical density inside the waveguide takes place [23, 24]. The same model approximately

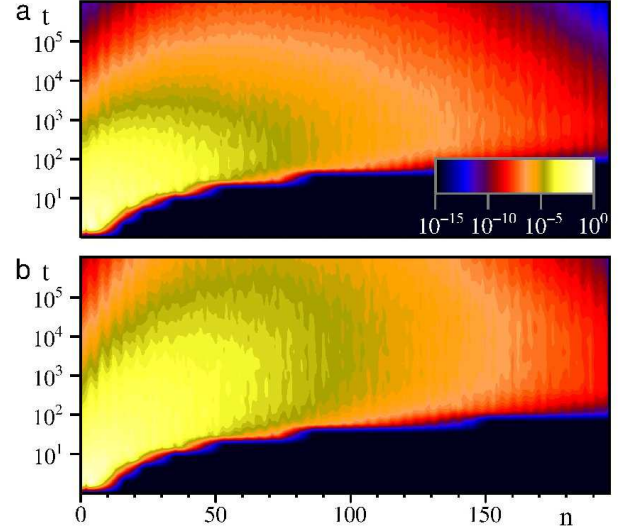


FIG. 2: Density plots of the evolution of the wave packet for (a) $\chi = 1$ and (b) $\chi = 50$ using $k = 5$, $N = 256$. Notice the development of probability depletion near the absorbing boundary for $\chi = 50$ which leads to the creation of a potential barrier $V_\chi = -\chi|\psi_n(t)|^2$. The time axis is logarithmic and the color-coded height of the wave function is also on a log-scale (see inset in a).

describes the propagation in waveguides with longitudinal sinusoidal modulation of the boundary [23, 24].

The dynamics of the model (4) for $\chi = 0$ is by now well studied. The classical motion is chaotic and for a sufficiently large values of $K = kT$ there is diffusion in momentum space with a diffusion coefficient $D \simeq \frac{k^2}{2}$ [27]. The most striking consequence of quantization is the suppression of this classical diffusion due to quantum dynamical localization [27], the dynamical version of the well-known Anderson localization [17]. The eigenstates of the associated unitary operator \mathcal{U} are exponentially localized with a localization length $l_\infty \simeq k^2$. The dynamical localization, however, was found to be destroyed for weak nonlinearities $\chi > 0$ and a subdiffusive growth of the wave packet's variance emerged [24]. On the basis of similarities [27, 28] between dynamical and Anderson localization it was concluded that the same wavepacket dynamics will be generated by Eq. (1) [24, 25].

To open the system described by Eq. (4) we additionally apply a projection operator \mathcal{P} to the wavepacket in a fixed interval of momentum states $0 \leq n \leq N$, i.e. $|\tilde{\psi}(t)\rangle = \mathcal{P}|\psi(t)\rangle$. Thus, \mathcal{P} describes the complete deletion (absorption) of the part of the wavepacket which propagates outside the given interval. The survival probability (norm of the state) inside the sample at a time t is then given by

$$p(t) \equiv |\tilde{\psi}(t)|^2 = \langle \tilde{\psi}(t) | \tilde{\psi}(t) \rangle \quad (5)$$

To suppress fluctuations, we concentrate on the geomet-

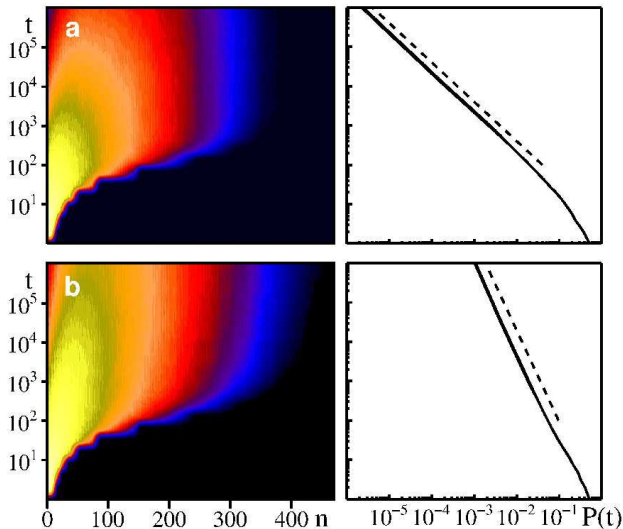


FIG. 3: Same parameters as in Fig. 2 but for very large sample size (semi-infinite geometry, $N = 1024 > l_\infty$). The power-law decay of $P(t)$ (subfigures on the right) remains the same as in Fig. 1 (indicated by dashed lines). The decay mechanism for $P(t)$ is again dominated by the potential barrier created near the absorbing boundary.

ric average of $p(t)$, i.e.

$$P(t) = \exp(\langle \ln(p(t)) \rangle_\phi), \quad (6)$$

where $\langle \cdot \rangle_\phi$ indicates an averaging over different phases ϕ (typically more than 20). The initial excitation in most of the cases below was a δ -like wave packet launched at one of the boundaries, i.e. $\psi_n(t=0) = \delta_{n,0}$. In our numerical calculations, we have considered the case $K = kT = 7$ and $k = 3, 5, 7, 9, 13$ and the sample length N was chosen to fulfill always $N \gg l_\infty$. The strong localization causes a slow decay of the survival probability like $P(t) \sim 1/t$ [12].

It was pointed out in [24, 25] that introducing a nonlinearity destroys localization and leads to a subdiffusive spreading of the wave packet. Based on this, common intuition suggests that $P(t)$ will decay faster than $1/t$. It is therefore surprising that our numerical data contradict this very expectation (see Fig. 1). In fact, we find that the decay of $P(t)$ becomes progressively slower the larger the nonlinearity χ becomes. In Fig. 1 we report the survival probability $P(t)$ for $k = 5$, $N = 256$ and three representative values of the nonlinear coupling $\chi = 1, 15$, and 50. In all cases $P(t)$ clearly displays an inverse power-law decay $P(t) \sim t^{-\alpha}$ up to times as large as 10^6 kicks. The exponent α (extracted from a least square fit) decreases with increasing χ (see also Fig. 4). We have also checked that the observed dynamics remains the same for other initial excitations as well (see Fig. 1, inset).

In Fig. 2 we report the spatio-temporal evolution of the wave packet for two limiting values of χ in a density

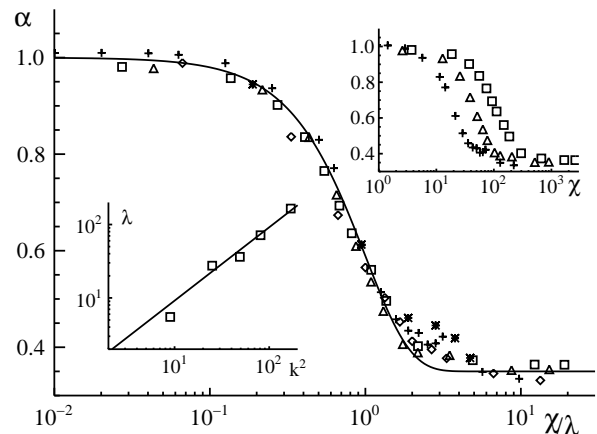


FIG. 4: Power-law exponents α of the survival probability as a function of the scaled nonlinearity strength χ/λ for various localization lengths $l_\infty \approx k^2$ with a heuristic scaling function (full line). Lower inset: The scaling parameter λ increases linearly with l_∞ (full line, slope ≈ 1). Upper inset: Power-law exponents α vs. the nonlinearity strength χ for $k = 5, 9, 13$.

plot. For $\chi = 1$ the initial excitation is essentially localized in a region close to the absorbing boundary, covering the interval $0 \leq n \leq l_\infty$ in a uniform manner (Fig. 2a). This is the same behavior as found for $\chi = 0$ (data not shown). As the nonlinearity increases, the wave function is seen to be gradually depleted from the boundary zone while the dominant fraction of the remaining norm travels into the bulk of the sample (Fig. 2b). This results in the creation of an effective potential barrier, the height of which increases with the nonlinearity strength χ as $V_\chi(t) = -\chi|\psi_n(t)|^2$. This barrier traps the probability inside the bulk of the sample and obstructs the outwards flux thus leading to the observed slow decay of $P(t)$. In the asymptotic limit ($t \rightarrow \infty$), $|\psi_n(t)|^2$ certainly becomes very small due to the loss of norm from the absorbing boundaries and the decay of $P(t)$ is expected to be reduced eventually to the one for a random system with $\chi = 0$ in the localized regime [11, 12].

The same behavior as previously is observed in the case of semi-infinite samples. In Fig. 3 we report our results for $N = 1024 \gg l_\infty$ where the wavefront of the excitation does not reach the other boundary. However, we find that the same decay mechanism for the survival probability $P(t)$ apply here as well.

Next, we give a qualitative argument for the power law decay (2,3) when $\Lambda \approx \Lambda^*$. We start with the perturbative expression for the survival probability for $\chi = 0$ [12], i.e.

$$P(t) \sim \int_0^\infty |c_n|^2 e^{-\Gamma_n t} dn, \quad (7)$$

where $|c_n|^2 = |\langle \psi(t=0) | u_n \rangle|^2 \sim \exp(-2n/l_\infty)/l_\infty$ are the overlaps of the initial state $|\psi(t=0)\rangle$ with the exponentially localized eigenstates $|u_n\rangle$ of the operator \mathcal{U}

[Eq. (4)] for $\chi = 0$. The decay $P(t) \sim 1/t$ results from Eq. (7) when using $\Gamma_n \sim T_n \sim \exp(-n/l_\infty)/l_\infty$, where T_n is the transmission probability of the n -th mode. In the presence of a nonlinearity it is known that the transmission probability still decays exponentially [26], and therefore it is reasonable to assume that $T_n \sim \exp(-n/l_\chi)$ where $l_\chi = \alpha l_\infty$ is an effective length determined by both, the tunneling through the barrier V_χ and the disordered potential. Since the existence of the barrier additionally hampers the transmission T_n with respect to $\chi = 0$, it is reasonable to assume that $\alpha < 1$. Substituting this expression for T_n into Eq. (7) we obtain Eq. (2).

What is the critical nonlinearity strength χ^* above which we can observe considerable deviations with respect to the case $\chi = 0$? We recall that the decay to the continuum in the presence of the nonlinearity is due to tunneling through a barrier of height $V_\chi \sim \chi|\psi|^2$ which is created in a regime $n \sim l_\infty$ from the boundary. Assuming that for very small nonlinearities the components ψ_n of the wave packet are similar to the case $\chi = 0$, i.e. $|\psi_n| \sim \exp(-n/l_\infty)/\sqrt{l_\infty}$, we obtain $V_\chi \sim \chi/l_\infty$ for the height of the tunneling barrier. The barrier is totally transparent if $V_\chi \leq E$ where $E \sim \mathcal{O}(1)$ is the energy of the excitation. This condition reads $\Lambda^* \equiv \chi^*/l_\infty \sim \mathcal{O}(1)$ indicating that the ratio $\Lambda = \chi/l_\infty$ controls the behavior of $P(t)$ and consequently the value of α (see Eq. (3)).

The exponents α obtained for Eq. (6) for various nonlinearities χ and localization lengths l_∞ are summarized in Fig. 4. All curves have the same functional form, albeit being shifted with respect to each other (Fig. 4, upper inset). The curves $\alpha(\chi)$ do coincide, however, when plotting them versus $\Lambda = \chi/\lambda$ where λ is a scaling parameter (Fig. 4, main part). Finally, the scaling parameters λ used for the different localization lengths l_∞ turns out to depend linearly on l_∞ (Fig. 4, lower inset), confirming our previous argument on the relation of α on the scaling parameter $\Lambda = \chi/l_\infty$. Our data indicate that for $\Lambda < \Lambda^* \approx 0.5$ localization effects are dominant and the survival probability decays as $P(t) \sim 1/t$. In the opposite limit of large nonlinearities the decay of $P(t)$ follows a universal asymptotic law $P(t) \sim 1/t^{0.35}$. We found that the smooth transition between the two limits is characterized by the scaling function $f(\Lambda) = 0.35 + 0.65 \exp(-\Lambda^{3/2})$.

We are grateful to D. Cohen for helpful comments and suggestions. Support by the German-Israeli Foundation for Scientific Research and Development (GIF) is gratefully acknowledged. The MEMPHYS- Center for Biomembrane Physics is supported by the Danish National Research Foundation.

[1] M. Raizen, C. Salomon, Q. Niu, Phys. Today **50**, 30 (1997); D. S. Wiersma et al., Nature **390**, 671 (1997);

K. W. Madison, et al., Phys. Rev. A **60**, R1767 (1999).
 [2] N. Friedman et al., Phys. Rev. Lett. **86**, 1518 (2001); A. Kaplan et al., *ibid.* **87**, 274101 (2001); V. Milner et al., *ibid.* **86**, 1514 (2001).
 [3] T. Baumert et al., Phys. Rev. Lett. **67**, 3753 (1991).
 [4] G. Bacher et al., Phys. Rev. Lett. **83**, 4417 (1999); R. Kumar et al., *ibid.* **81**, 2578 (1998).
 [5] A. A. Chabanov, Z. Q. Zhang, A. Z. Genack, Phys. Rev. Lett. **90**, 203903 (2003); L. Dal Negro et al., *ibid.* **90**, 055501 (2003); A. Z. Genack, et al., *ibid.*, **82** 715 (1999).
 [6] B. L. Altshuler, V. E. Kravtsov, I. V. Lerner, Pisma Zh. Eksp. Teor. Fiz. **45**, 160 (1987) [JETP Lett. **45**, 199 (1987)]; B. L. Altshuler, V. N. Prigodin, Zh. Eksp. Teor. Fiz. **95**, 348 (1989) [Sov. Phys. JETP **68**, 409 (1980)]
 [7] B. A. Muzykantskii and D. E. Khmelnitskii, Phys. Rev. B **51**, 5480 (1995).
 [8] D. V. Savin and V. V. Sokolov, Phys. Rev. E **56**, R4911 (1997); F. M. Dittes, Phys. Rep. **339**, 215 (2000).
 [9] K. M. Frahm, Phys. Rev. E **56**, 6237 (1997); G. Casati, G. Maspero, D. L. Shepelyansky, *ibid.* **56**, 6233 (1997).
 [10] I. E. Smolyarenko and B. L. Altshuler, Phys. Rev. B **55**, 10451 (1997).
 [11] A. D. Mirlin, Phys. Rep. **326**, 259 (2000).
 [12] G. Casati, G. Maspero, and D. L. Shepelyansky, Phys. Rev. Lett. **82**, 524 (1999); *ibid.* **84**, 4088 (2000); G. Benenti, et al., *ibid.* **87**, 014101 (2001).
 [13] G. Casati, I. Guarneri, and G. Maspero, Phys. Rev. Lett. **84**, 63 (2000); L. Hufnagel, R. Ketzmerick, and M. Weiss, Europhys. Lett. **54**, 703 (2001).
 [14] A. Ossipov, M. Weiss, T. Kottos, and T. Geisel, Phys. Rev. B, **64** 224210, (2001).
 [15] G. Benenti, G. Casati, G. Maspero, D. L. Shepelyansky, Phys. Rev. Lett. **84**, 4088 (2000); S. Wimberger, A. Krug, A. Buchleitner, *ibid.* **89**, 263601 (2002).
 [16] M. Puhlmann, H. Schanz, T. Kottos, T. Geisel, nlin.CD/0401037.
 [17] P. W. Anderson, Phys. Rev. **109**, 1492 (1958); A. MacKinnon and B. Kramer, Rep. Prog. Phys. **56**, 1469 (1993); E. Abrahams, P. W. Anderson, D. C. Licciardello, and T. V. Ramakrishnan, Phys. Rev. Lett. **42**, 673 (1979); L. P. Gorkov, A. I. Larkin, and D. E. Khmelnitskii, JETP Lett. **30** 228 (1979).
 [18] D. Henning, G. P. Tsironis, Phys. Rep. **307**, 333 (1999).
 [19] F. Dalfovo, S. Giorgini, L. P. Pitaevskii, and S. Stringari, Rev. Mod. Phys. **71**, 463 (1999).
 [20] V. M. Kenkre and D. K. Campbell, Phys. Rev. B **34**, 4959 (1986).
 [21] A. S. Davydov, J. Theor. Biol. **38**, 559 (1973); A. S. Davydov, N. I. Kislukha, Sov. Phys., JETP **44**, 571 (1976); Phys. Status. Sol. B **59**, 465 (1973).
 [22] D. N. Christodoulides, R. I. Joseph, Opt. Lett. **13**, 794 (1988); Phys. Rev. Lett. **62**, 1746 (1989); D. Mandelik, H. S. Eisenberg, Y. Silberberg, R. Morandott, J. S. Aitchinson, *ibid.* **90**, 253902 (2003); *ibid.* **90**, 053902 (2003).
 [23] F. Benvenuto, G. Casati, A.S. Pikovsky, and D.L. Shepelyansky, Phys. Rev. A **44**, R3432 (1991).
 [24] D.L. Shepelyansky, Phys. Rev. Lett. **70**, 1787 (1993).
 [25] M. I. Molina, Phys. Rev. B **58**, 12547 (1998); J. C. Eilbeck and M. Johansson, nlin.PS/0211049; G. P. Tsironis, in *Dynamical Studies of the Discrete Non-linear Schrödinger Equation*, Erasmus Lectures (1994).
 [26] B. Doucot, R. Rammal, Europhys. Lett. **3**, 969 (1987).
 [27] F. M. Izrailev, Phys. Rep. **196**, 300 (1990); G. Casati et al., Lect. Notes Phys. **93**, 334 (1979).

- [28] A. Ossipov, T. Kottos and T. Geisel, Phys. Rev E **65**, 055209(R) (2002); S. Fishman, D. R. Grempel, R. E. Prange, Phys. Rev. Lett. **49**, 509 (1982); F.M. Izrailev, T. Kottos, A. Politi, S. Ruffo and G.P. Tsironis, Europh. Lett. **34**, 441 (1996); M. Weiss, T. Kottos and T. Geisel, Phys. Rev. B, **63** 081306(R) (2001).