

# Charging-induced asymmetry in molecular conductors

F. Zahid, A. W. Ghosh, M. Paulsson, E. Polizzi and S. Datta

*School of Electrical and Computer Engineering, Purdue University, W. Lafayette, IN 47907*

We investigate the origin of asymmetry in various measured current-voltage (I-V) characteristics of molecules with no inherent spatial asymmetry, with particular focus on a recent break junction measurement. We argue that such asymmetry arises due to unequal coupling with the contacts and a consequent difference in charging effects, which can only be captured in a self-consistent model for molecular conduction. The direction of the asymmetry depends on the sign of the majority carriers in the molecule. For conduction through highest occupied molecular orbitals (i.e. HOMO or p-type conduction), the current is smaller for positive voltage on the stronger contact, while for conduction through lowest unoccupied molecular orbitals (i.e. LUMO or n-type conduction), the sense of the asymmetry is reversed. Within an extended Hückel description of the molecular chemistry and the contact microstructure (with two adjustable parameters, the position of the Fermi energy and the sulphur-gold bond length), an appropriate description of Poisson's equation, and a self-consistently coupled non-equilibrium Green's function description of transport, we achieve good agreement between theoretical and experimental I-V characteristics, both in shape as well as overall magnitude.

PACS numbers: 85.65.+h, 73.23.-b, 31.15.Ar

Future electronic devices are quite likely to incorporate molecular components, motivated by their natural size, mechanical flexibility and chemical tunability. Encouraging progress in this direction has been achieved with the capacity to self-assemble, functionalize and reproducibly measure the current-voltage (I-V) characteristics of small groups of molecules. Molecular I-Vs reveal a wide range of conducting properties, from metallic conduction in carbon nanotubes [1] and quantum point contacts [2], to semiconducting behavior in DNA [3] and conjugated aromatic thiols [4], and insulating behavior in alkylthiol chains [5]. Interesting device characteristics such as rectification [6], switching [7] and negative differential resistance on silicon substrate [8] have also been reported. In particular, molecular rectification continues to be a widely studied property, right from the earliest days of this field.

The classic paradigm for asymmetry in molecular I-V measurements is the Aviram-Ratner diode, consisting of a semi-insulating molecular species bridging an electron donor-acceptor pair [9]. A positive bias on the contact at the donor end brings the energy levels on the donor and acceptor sites into resonance, while the opposite bias moves the system away from resonance, leading to a strongly asymmetric I-V characteristic [6]. Another example of asymmetric I-V is when the electrostatics of the system is dominated by one contact, e.g., a gated molecule where the gate is electrically connected to the source electrode [10,11]. This gives rise to a spatially asymmetric electrostatic potential over the molecule which in turn generates a strong asymmetry in the I-V. In these, as well as most commonly studied examples of rectification, some kind of spatial asymmetry in

the system seems essential, causing the energy levels, the electrostatic potential and the electron wave functions to be quite different for positive and negative voltages [12]. Typically, such asymmetry leads to peaks of similar heights in the conductance-voltage (G-V) characteristic occurring at different bias values.

In this paper, we address an I-V asymmetry observed for a *spatially symmetric* molecule [13–15] that is qualitatively different from and weaker than the rectifications in the above mentioned situations. The molecular I-V curves for these systems start off being symmetric, but pick up a weak, reversible asymmetry as the contacts are manipulated. In contrast to the two cases of rectification mentioned above, conduction in these molecules at opposite voltages occurs essentially through the same molecular levels with very similar wave functions. For resonant conduction in particular, this asymmetry shows up as conductance peaks of *different heights occurring at symmetrically disposed voltage values*. We show that the origin of the observed contact-induced asymmetry is nontrivial, and involves self-consistent shifts in the energy levels due to charging effects. Asymmetry in charging arises due to unequal coupling with the contacts, and can be present in conduction measurements performed with a break junction [13] or an STM tip [15].

Although this work addresses the origin of a weak rectification effect that may or may not be of practical significance from a device point of view, it serves three additional purposes: (a) we show the significance of charging effects in explaining experimentally observed I-V characteristics by using a computationally inexpensive yet rigorous self-consistent transport model; (b) our calculated I-V (Fig. 1) is not just qualitatively, but also quanti-

tatively in agreement with break-junction measurements on very small groups of molecules [13]. This is a significant deviation from the typical situations where theoretical estimates of current values differ from experimental currents by orders of magnitude [16–19]; (c) the physics also sheds light on the nature of the charge carriers, i.e. whether conduction is n-type or p-type. The identification of the polarity of charge carriers is of obvious importance in semiconductor devices, since electrons and holes have different effective masses, leading to different mobilities. By analogy, molecular LUMO and HOMO levels have quite different wavefunctions [20], leading to different transmissions and current conducting properties. Much uncertainty exists about the nature of the conduction orbitals, or equivalently, the position of the Fermi energy relative to the molecular energy levels [17,16,19,21]. We argue that for the kind of contact-induced asymmetry discussed here, current is lower for positive bias on the strongly coupled contact for HOMO conduction, and higher if conduction is through a LUMO level.

A description of molecular conduction can be put on a quantitative footing by using an appropriate molecular Fock matrix  $F$  (ab-initio or semi-empirical), coupled with a non-equilibrium Green's function (NEGF) formulation of transport [17,22]. For a given Fock matrix  $F$ , overlap matrix  $S$ , and contact self-energies  $\Sigma_{1,2}$  with corresponding broadenings  $\Gamma_{1,2} = i(\Sigma_{1,2} - \Sigma_{1,2}^\dagger)$ , the energy levels are given by the poles of the nonequilibrium Green's function  $G$ , while their occupancies are obtained from the corresponding density matrix  $\rho$ , the contact electrochemical potentials  $\mu_{1,2}$  and the Fermi functions  $f_{1,2}$ :

$$\begin{aligned} G(E) &= (ES - F - \Sigma_1 - \Sigma_2)^{-1} \\ \rho &= (1/2\pi) \int_{-\infty}^{\infty} dE (f_1 G \Gamma_1 G^\dagger + f_2 G \Gamma_2 G^\dagger) \\ f_{1,2}(E) &= [1 + \exp((E - \mu_{1,2})/k_B T)]^{-1} \end{aligned} \quad (1)$$

The steady-state current  $I$  is then given by:

$$I = \frac{2e}{h} \int_{-\infty}^{\infty} dE T(E, V) [f_1(E) - f_2(E)] \quad (2)$$

where the transmission  $T$  is given by:

$$T(E, V) = \text{trace}(\Gamma_1 G \Gamma_2 G^\dagger) \quad (3)$$

It has been pointed out that the nature of the molecular I-V could sensitively depend on the self-consistent potential profile [23]. In our calculations, the self-consistent charging effect is included within an extended Hückel (EHT) [23,20] description of the Fock matrix  $F$ , coupled with the NEGF equations described above. The self energies are calculated for Au (111) contacts in EHT using a recursive technique [20]. Both charging and screening effects are incorporated in  $F$  by adding a self-consistent potential  $U_{SC} = V(\rho)$  which describes the potential profile of the molecule under applied bias:

$$V(\Delta\rho) = V_{Laplace} + \Delta V_{poisson}(\Delta\rho) + \Delta V_{image}(\Delta\rho) \quad (4)$$

where  $\Delta\rho$  represents the change in density matrix under bias,  $\rho - \rho_{eq}$ . Equations (1) and (4) are then solved self-consistently to obtain the converged Fock matrix  $F$ . The Poisson part in equation (4) is approximated using the CNDO (complete neglect of differential overlap) method [24,25], of which only the Hartree potential is being utilized in our treatment. Both charging and screening effects are incorporated into this term. The Laplace and image potentials are calculated using a finite element method [26] with the boundary conditions set by  $\mu_{1,2} = E_f \mp 0.5V_{appl}$  ( $V_{appl}$ : applied bias). Any asymmetry in the potential profile is included explicitly in the self-consistent potential  $U_{SC}$ . A detailed description of our model will be presented elsewhere [27].

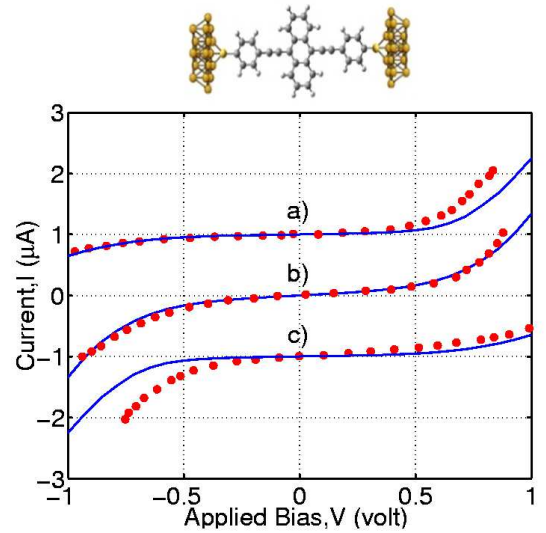


FIG. 1. I-V characteristics of the gold-molecule-gold system shown above. Solid line: theoretical calculations, dots: experimentally obtained data in break junction configuration [13]. The molecular energy levels are raised by a constant potential  $V_c$  (treated as a fitting parameter) relative to the gold Fermi energy (-9.5 eV) in order to simulate the effect of charge transfer and band line-up at equilibrium. Same value of  $V_c$  (1.5 eV) is used to generate all three curves, although allowing it to vary slightly gives a better fit. The upper curve (a) is obtained on decreasing the left electrode coupling by stretching the sulphur-gold bond length from its equilibrium value of 2.53 Å to 3.18 Å and the lower curve (c) corresponds to the reverse, whereas curve (b) represents the symmetric coupling situation. The bias polarity is defined as positive when the applied voltage on the left contact is positive. Curves (a) and (c) are offset by +1 μA and -1 μA respectively for better visibility.

To illustrate charging induced I-V asymmetry we apply our self-consistent transport model to the symmetric molecule, [9,10-Bis((2'-para-mercaptophenyl)ethynyl)-anthracene] (see top of Fig. 1) studied in a recent break junction measurement [13]. The curve (b) in Fig. 1 is obtained assuming ideal sulphur-gold bonding

(2.53 Å) on both sides of the molecule (symmetric coupling situation) on a gold-molecule-gold system. On the other hand, the curves (a) and (c) represent an asymmetric coupling situation where the asymmetry is introduced in the system by stretching the bond between sulphur and gold on the left side and the right side respectively by 0.65 Å. The sulphur-gold bond length has been treated as a fitting parameter. The only other fitting parameter used in our calculation is a constant potential  $V_c$  which moves the molecular energy levels up or down rigidly relative to the contact Fermi energy. As the precise location of equilibrium Fermi energy  $E_f$  can depend sensitively on the surface conditions, we include this adjustable parameter  $V_c$  to take into account of the effect of charge transfer at equilibrium and adjust the position of  $E_f$  relative to the molecular energy levels accordingly. Our fitting requires that  $E_f$  be closer to HOMO rather than LUMO i.e. the conduction is p-type. The Fermi energy of gold (within the EHT description) is kept fixed at -9.5 eV [20] and relative to this value the molecular energy levels are moved up by  $V_c = 1.5\text{ eV}$  so that  $E_f - E_{\text{HOMO}}$  is set to be 0.33 eV.

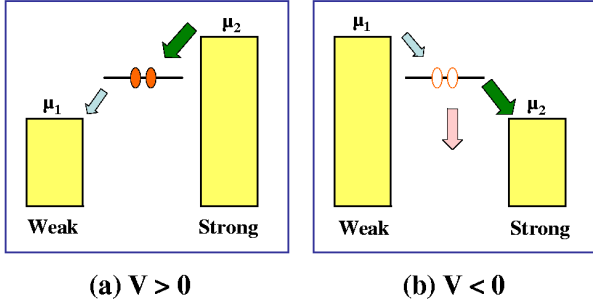


FIG. 2. Origin of asymmetry due to charging shown for one level model: one side (say the right substrate) is strongly coupled. Although the same level is crossed by the contact electrochemical potentials ( $\mu_1$  and  $\mu_2$ ) in both bias directions, for negative applied bias (b) the HOMO level is emptied out by the strongly coupled contact, which positively charges the molecule and shifts the energy levels down. Such a shift, not present for positive applied bias (a), postpones the onset of conduction and effectively stretches out the voltage axis in the I-V along the direction of negative applied bias.

The calculated trend in the I-V characteristics agrees quantitatively (both in the value of the current and the shape of the I-V) with the experimental result as evident from Fig. 1. The agreement of our calculated current value with experiment suggests that the observed I-V is obtained for a near ideal gold-molecule-gold contact and the current is going through a single or at most a few number of molecules. The little discrepancy in the shape of the I-V can be attributed to the variation in the experimental results. It should also be noted that the same value for the constant potential  $V_c$  (i.e. same  $E_f - E_{\text{HOMO}}$  value) is used to generate all the three curves in Fig. 1, though the position of Fermi energy

can be different in asymmetric coupling situations due to the difference in coupling between device and contacts. Indeed, by using slightly different values for  $V_c$  within a justifiable range ( $V_c = 1.55\text{ eV}$  and  $V_c = 1.6\text{ eV}$  for curves (a) and (c) in Fig. 1 respectively) we do obtain a better fit of the I-V.

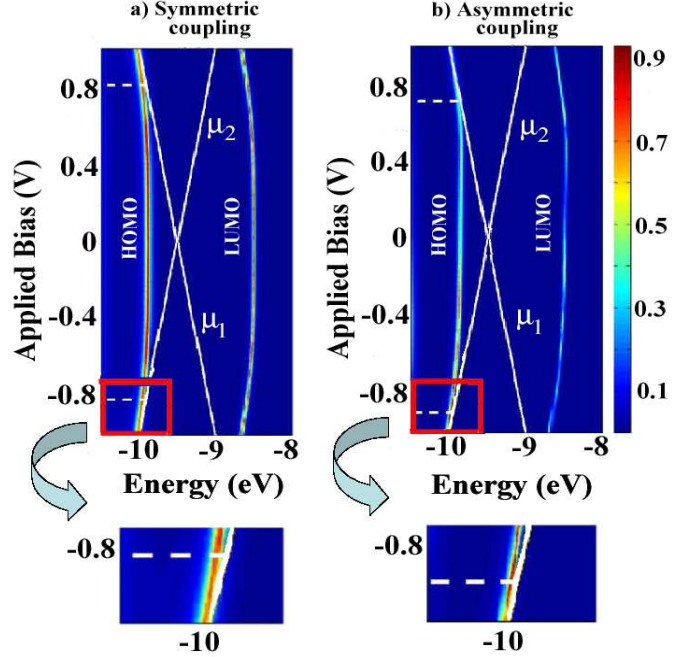


FIG. 3. A color plot of the transmission as a function of energy and applied bias. Fig. 3a corresponds to symmetric coupling situation (Fig. 1b) whereas Fig. 3b corresponds to the asymmetric coupling situation where the left side is weakly coupled (Fig. 1a). The white dotted lines pinpoint the onset of level crossing in both bias directions (enlarged portions shown below). The Fermi energy of the device (-9.5 eV) is assumed to be closer to the HOMO level and only this level is conducting in the applied bias range.

In order to explain the origin of this asymmetry in the I-V we need to first understand the effect of asymmetric charging on the molecular conduction. This is explained schematically in Fig. 2 for a single level. Let us suppose that the contacts are strongly asymmetric ( $\Gamma_2 \gg \Gamma_1$ ). For positive bias on the weak contact (Fig. 2a), the latter is trying to empty the nearest (HOMO) level, while the strong contact is trying to fill it, with the net result that the HOMO level stays filled, and current onset occurs at the voltage where  $\mu_1$  first crosses the (neutral) molecular level. For opposite bias direction (Fig. 2b), however, the HOMO level is emptied out, which charges up the molecule positively. This adds a self-consistent charging energy that lowers the energy level, postponing thereby the point where the HOMO is crossed by  $\mu_2$ . In effect, this stretches out the voltage axis in the I-V, leading thus to a smaller conductance for negative bias on the weak contact. For LUMO-based conduction the ar-

gument is reversed, since filling the LUMO level charges up the molecule negatively.

Fig. 3 shows a color plot of the transmission  $T(E,V)$ , for symmetric coupling (a) and asymmetric coupling (b), corresponding respectively to curves (b) and (a) in Fig. 1. In both cases, the same HOMO level is crossed by the contact electrochemical potentials  $\mu_{1,2}$  (white solid lines) leading to current conduction. For symmetrically coupled contacts, current starts flowing around  $\pm 0.8$  V in both bias directions, leading to the symmetric I-V in Fig. 1b. For the asymmetrically coupled case, however, differential charging leads to a postponed onset of conduction at around -0.9 V for negative bias on the weak (left) contact, and an earlier onset at around +0.7 V for opposite bias polarity. This makes the current lower and stretched out in the negative bias direction which leads to the asymmetric I-V in Fig. 1a. The delay in the onset is seen clearer in the enlarged portions shown at the bottom of Fig. 3.

The charging induced asymmetry in the I-V also sheds light on whether the current conduction is p-type or n-type. If we would assume LUMO conduction in our calculations, the direction of asymmetry in the I-V would get reversed. Thus, from the knowledge of the coupling asymmetry and the I-V asymmetry we can predict whether it is HOMO or LUMO conduction. Although we do not know which contact is weaker for the break junction measurements, for similar measurements with STM [15] where the weaker contact is easily identified, this physics helps infer that conduction is p-type. Most often it is very difficult to pinpoint the position of Fermi energy relative to the molecular energy levels and so this ability of predicting conduction type is very desirable and useful. It should be noted that the nature of conduction could possibly be identified by other techniques, e.g. by using thermoelectric [28] or gating effects [29].

It is worthwhile pointing out that the I-V asymmetry discussed in this paper *can not* be explained solely in terms of asymmetry in the Laplace potential, neglecting charging effects altogether. Asymmetric charging gives conductance peaks of different heights at same voltage values (see Fig. 10 in [15]), in contrast to Laplace potential asymmetries which give conductance peaks at different voltages but of the same height. Although the stretching of sulphur-gold bond gives rise to an asymmetry in the Laplace potential, this is negligible since the bond elongation is only  $0.65 \text{ \AA}$  compared to the total length of the molecule of  $20.14 \text{ \AA}$ .

In summary, we have achieved a quantitative agreement with experimentally observed asymmetric I-Vs and established that even for spatially symmetric molecules, contact asymmetry can induce an asymmetric I-V through asymmetric charging. The sense of the asymmetry depends on whether conduction is through a HOMO or a LUMO level.

We would like to thank P. Damle, R. Reifengerger,

D. Janes and H. B. Weber for useful discussions. This work has been supported by NSF and the US Army Research Office (ARO) under grants number 0085516-EEC and DAAD19-99-1-0198.

- 
- [1] C. Dekker, *Phys. Today* **52**, 22 (1999).
  - [2] H. Ohnishi *et al.*, *Nature (London)* **395**, 780 (1998).
  - [3] H. W. Fink and C. Schonenberger, *Nature (London)* **398**, 407 (1999); D. Porath *et al.*, *Nature (London)* **403**, 635 (2000).
  - [4] M. A. Reed *et al.*, *Science* **278**, 252 (1997).
  - [5] G. E. Poirier and M. J. Tarlov, *Langmuir* **10**, 2853 (1994); G. Leatherman *et al.*, *J. Phys. Chem. B* **103**, 4006 (1999).
  - [6] B. Chen and J. M. Metzger, *J. Phys. Chem. B* **103**, 4447 (1999).
  - [7] J. Chen *et al.*, *Science* **286**, 1550 (1999).
  - [8] N. P. Guisinger *et al.*, *Nano Lett.* **52**, 55 (2004).
  - [9] A. Aviram and M. A. Ratner, *Chem. Phys. Lett.* **29**, 274 (1974).
  - [10] P. Damle *et al.*, *IEEE Transactions on Nanotechnology* **1**, 145 (2002).
  - [11] G-C. Liang *et al.*, *Phys. Rev. B* (in press).
  - [12] C. Krzeminski *et al.*, *Phys. Rev. B* **64**, 085405 (2001).
  - [13] J. Reichert *et al.*, *Phys. Rev. Lett.* **88**, 176804 (2002).
  - [14] C. Kergueris *et al.*, *Phys. Rev. B* **59**, 12505 (1999).
  - [15] W. Tian *et al.*, *J. Chem. Phys.* **109**, 2874 (1998).
  - [16] M. Di Ventra, S. T. Pantelides and N. D. Lang, *Phys. Rev. Lett.* **84**, 979 (2000).
  - [17] P. S. Damle, A. W. Ghosh and S. Datta, *Phys. Rev. B* **64**, 201403(R) (2001).
  - [18] K. Stokbro *et al.*, *Comput. Mater. Sci.* **27**, 151 (2003).
  - [19] E. G. Emberly and G. Kirczenow, *Phys. Rev. B* **58**, 10911 (1998).
  - [20] F. Zahid, M. Paulsson and S. Datta, "Electrical Conduction through Molecules", *Advanced Semiconductor and Organic Nano-techniques (III)*, H. Morkoc (Ed.), Academic Press (2003).
  - [21] L. E. Hall *et al.*, *J. Chem. Phys.* **112**, 1510 (2000).
  - [22] S. Datta, "Electronic Transport in Mesoscopic Systems", Cambridge University Press (1995).
  - [23] S. Datta *et al.*, *Phys. Rev. Lett.* **79**, 2530 (1997).
  - [24] J. A. Pople and G. A. Segal, *J. Chem. Phys.* **44**, 3289 (1966).
  - [25] J. N. Murrell and A. J. Harget, "Semi-empirical SCF Theory of Molecules", John Wiley & Sons (1972).
  - [26] E. Polizzi and N. Ben Abdallah, *Phys. Rev. B* **66**, 245301 (2002).
  - [27] F. Zahid, M. Paulsson, E. Polizzi, A. W. Ghosh and S. Datta (*in preparation*).
  - [28] M. Paulsson and S. Datta, *Phys. Rev. B* **67**, 241403 (R) (2003).
  - [29] J-O Lee *et al.*, *Nano Lett.* **3**, 113 (2003).