

# Anomalous heat conduction and energy diffusion in carbon nanotubes

Gang Zhang and Baowen Li

Department of Physics, National University of Singapore, Singapore 117542, Republic of Singapore  
(Dated: 1 March 2004)

We study heat conduction and energy diffusion in single-walled carbon nanotubes (SWNT) by using nonequilibrium molecular dynamics method. It is found that energy diffusion is anomalous and heat conduction does not obey the Fourier law, namely, the thermal conductivity of carbon nanotube diverges with tube length  $L$  as,  $\kappa \sim L^\alpha$ ,  $0 < \alpha < 1$  and the energy diffusion is anomalous,  $\langle x^2 \rangle \sim t^{1/2}$ . We argue that  $\alpha$  should be 1/3. It is also found that heat conduction in carbon nanotubes is quite different from that one in one dimensional (1D) carbon lattice with the same interaction potential.

PACS numbers: 44.10.+i, 61.46.+w, 66.70.+f, 05.60.-k,

Carbon nanotube is one of exciting nano-scale materials discovered in recent years. It reveals many excellent mechanical, thermal and electronic properties[1]. However, compared with mechanical and electronic properties, much less is known about thermal conductivity in nanotubes. Although some researches have been done[2, 3, 4, 5, 6, 7, 8, 9, 10], many important and fundamental questions remain unsolved. For example, does heat conduction in SWNT obey the Fourier law? If it does not, then, how does the thermal conductivity diverge with the tube length  $L$ ? Is heat conduction in carbon nanotubes like that one in 1D lattice model or 2D lattice model or 3D bulk material?

In this Letter, we shall answer these questions by investigating heat conduction and energy diffusion in single-walled carbon nanotubes (SWNT) by using the non-equilibrium molecular dynamics method. We restrict on the thermal conduction due to lattice vibration. For comparison, we also study 1D carbon lattice model with same inter-atomic potential.

The Hamiltonian of the carbon SWNT is:

$$H = \sum_i \frac{p_i^2}{2m_i} + V_i; \quad V_i = \frac{1}{2} \sum_{j \neq i} V_{ij} \quad (1)$$

where  $V_{ij} = f_c(r_{ij})[V_R(r_{ij}) + b_{ij}V_A(r_{ij})]$  is the Tersoff empirical bond order potential.  $V_R(r_{ij}) = A \exp(-r_{ij}/\lambda)$ , and  $V_A(r_{ij}) = -B \exp(-r_{ij}/\lambda)$  are the repulsive and attractive parts of the potential, and  $f_c(r) = 1$ , for  $r < R$ ;  $(1 + \cos(\frac{r-R}{S}))^2$ ; for  $R \leq r \leq R+S$  and  $0$ ;  $r > R+S$ .  $b_{ij}$  are the so-called bond parameters depending on the bonding environment around atoms  $i$  and  $j$ , they implicitly contain many-body information.  $b_{ij} = [1 + (\frac{r_{ij}}{\lambda})^n]^{-1/2n}$ . For detailed information please refer to Ref.[11]. The inter-atomic potential for 1d carbon lattice is  $V_{i,i+1} = f_c(x_{i,i+1})[V_R(x_{i,i+1}) + V_A(x_{i,i+1})]$ : In both the SWNT and 1D lattice, we assume that there is no on-site potential interaction, which can be realized by suspending the carbon SWNT/lattice in real experiment.

In order to establish a temperature gradient, the two ends of nanotube/lattice are put into contact with two Nose-Hoover heat baths [12] with temperature  $T_L$  and

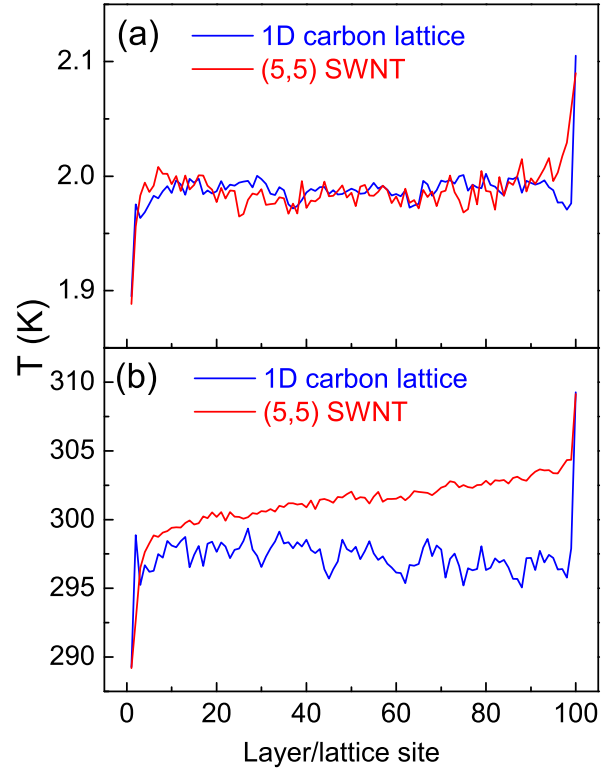


FIG. 1: The temperature distribution of (5,5) SWNT and 1D lattice at (a) 2K and (b) 300K. The temperature is obtained by averaging over  $10^6$  fs after dropping the  $10^6 - 10^7$  fs transient time.

$T_R$  for the left end and right end, respectively. In nanotube, all atoms of the end layers are contacted to the heat bath, while in the 1D lattice, only the first and the last particle are put into the heat bath. Free boundary condition is used. After sufficient long time (usually  $10^6 - 10^7$  fs), a non-equilibrium stationary state can be set up.

The temperature profile for carbon SWNT and 1D lattices are shown in Fig 1(a) and (b) for low temperature and high temperature, respectively. In this figure,

both SW NT and 1D lattice has 100 layers of atoms. The distance between two layers/lattices is  $d_0 = 1.26\text{\AA}$  and  $d_0 = 1.44\text{\AA}$ , respectively. Fig. 1 (a) demonstrates clearly that at low temperature as low as 2K, for both SW NT and 1D lattice, there is no temperature gradient. It resembles the 1D lattice model with harmonic interaction potential [13]. This can be understood from the Taylor expansion of the Tersoff potential by keeping up to the second order term. Because at low temperature, the vibrations of atoms are very small, the potential can be approximated by a harmonic one, and the vibration displacement in transverse direction is much smaller than the one along the tube axis and can be negligible. This result means that the phonons transport ballistically in SW NTs at low temperature.

However at room temperature, the situation changes dramatically. As is shown in Fig. 1 (b), at 300K there is still no temperature gradient in 1D lattice, but in SW NT, temperature gradient is set up. In 1D lattice with Tersoff potential, the increase of temperature does not change the harmonic character because the strength of Tersoff potential; while in SW NT at room temperature, there is anharmonic term due to the transverse vibrations.

As temperature gradient is established, one can calculate the thermal conductivity from the Fourier law,

$$J = -\kappa \nabla T; \quad (2)$$

where  $J$  is heat flux [4], and  $\nabla T = dT/dx$  is the temperature gradient. When  $\kappa$  is a system-size independent constant, we call the heat conduction normal, otherwise abnormal. If we look at the temperature profile in Fig. 1 (b), we find there is an ambiguity in calculating the temperature gradient  $\nabla T$ . According to the Fourier law, the temperature difference,  $\Delta T = T_R - T_L$ , should be as small as possible so that the temperature profile will be linear. However, we try to change  $\Delta T$ , and find out that no matter how small is  $\Delta T$  there is always two jumps on both ends, while the middle part is always a good linear function. Thus we have two ways to define temperature gradient. (A) Get rid of the boundary effect, and use  $dT/dx$  in the middle part, the thermal conductivity calculated in this way is denoted as  $\kappa_e$ ; (B) simply use  $\nabla T = (T_R - T_L)/L$ , where  $L$  is the length of the system,  $L = (N - 1)d_0$ ,  $N$  the number of atom layers. The thermal conductivity is  $\kappa = LJ/(T_R - T_L)$ .

For comparison, we show the length dependence of  $\kappa$  and  $\kappa_e$  in Fig. 2(a) and Fig. 2(b), respectively.

$\kappa$  diverges with tube length as,  $\kappa \sim L^{-1/4}$ , with 0.40, 0.04, 0.37, 0.03, and 0.27, 0.05 for tubes (5,5), (10,10), and (15,15), respectively, whereas  $\kappa_e \sim L$  for all three tube diameters. Moreover, the absolute value of  $\kappa_e$  are almost indistinguishable in these three cases.

The length dependent behavior of  $\kappa$  and  $\kappa_e$  are completely different. One may ask: which one reflects real thermal conduction in nanotube? We believe that  $\kappa_e$  is

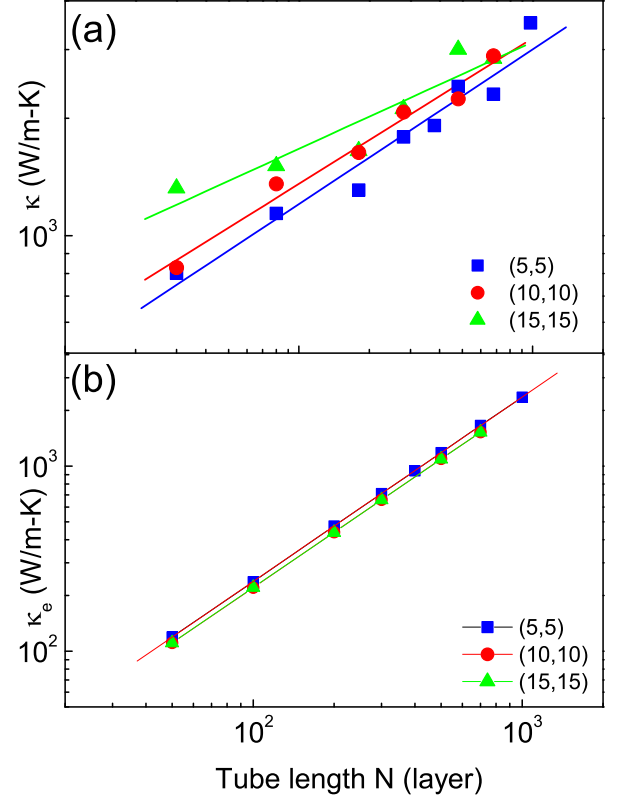


FIG. 2: The length dependence of thermal conductivity  $\kappa$  (a) and  $\kappa_e$  (b) of (5,5), (10,10), and (15,15) SW NTs at 300K.  $\kappa_e = LJ/(T_R - T_L)$ , where  $dT/dx$  is the slope of the middle linear part in temperature profile in Fig. 1 (b).  $\kappa = LJ/(T_R - T_L)$ .

more physical and reasonable, as it excludes the effect of boundaries jumps. We find that the temperature jumps on two ends, like that one observed in 1D lattices [15], depends not only on the heat baths used but also the temperature difference, thus they should be avoided when calculating thermal conductivity. Thus if one wants to compare the theoretical value of  $\kappa$  given in this Letter to any real experimental one, one should get rid of the boundary effect in the experimental data.

Temperature is an important factor for thermal conductivity. We calculate thermal conductivity for (5,5) nanotube at different temperature at high temperature regime when there is temperature gradient along the tube for a tube with length of 50 layers of atoms. The results are shown in Fig. 3. It is shown that there is a maximum at about  $T = 250\text{K}$ . Below this temperature,  $\kappa$  increases when  $T$  is increased. Above  $T = 250$ ,  $\kappa$  decreases with increasing  $T$ . This can be understood as the following. On the one hand, at low temperature regime, anharmonicity of the potential is small, thus increasing temperature means that more phonons will be excited. On the other hand, at high temperature regime because the large anharmonicity in the potential, any temperature increase will lead to a stronger phonon-phonon scattering that de-

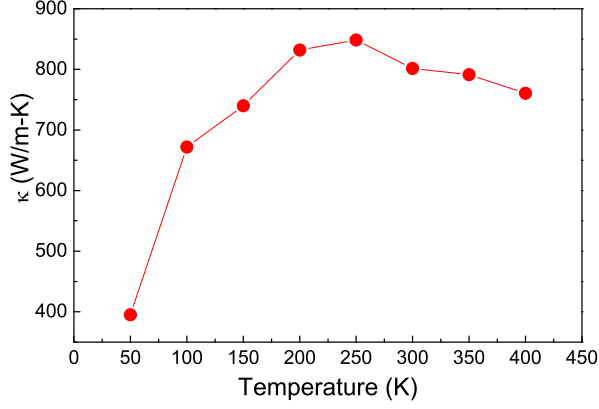


FIG. 3: Thermal conductivity versus temperature for (5,5) SWNT. The tube length is 50 layers of atoms.

creases the heat current. This picture is consistent with Savas et al.'s calculation [7].

In order to understand the above thermal conductivity behaviors from microscopic point of view, we study dynamical property of energy transport. We thermalize the system to an equilibrium state with temperature  $T$ , then the middle layer particles are given a much higher temperature  $T_0$ . The evolution of the energy profile along the chain is then recorded afterwards. To suppress statistical fluctuations, an average over  $10^3$  realizations are performed. Snapshots of two representative pulse propagation along the tube/lattice at different time are shown in Fig 4. In 1D lattice, both at  $T=2K$  and  $T=300K$ , a peak splits into two peaks very quickly, and each peak spreads ballistically to the ends of the lattice, see Fig 4 (a). However, in the SWNT, the pulse spreads out, but with different rate at 2K and 300K. Quantitatively, The width of the pulse can be measured by its second moment

$$\sigma^2(t) = \frac{\int_{-R}^R (E(x;t) - E_0)(x - x_0)^2 dx}{\int_{-R}^R (E(x;t) - E_0) dx}; \quad (3)$$

where  $E(x;t) = \frac{1}{2} \sum_{i,j} m_{i,j} \dot{x}_{i,j}^2$ . The averaged energy profile spreads as

$$\langle \sigma^2 \rangle = 2D t; \quad (0 < \alpha < 2); \quad (4)$$

where  $\langle \cdot \rangle$  means the ensemble average.

In Fig. 5 we show  $\langle \sigma^2(t) \rangle$  versus  $t$  in double logarithmic scale, so that the slope of the curve before the turning point (due to boundary reflection) gives the value of  $\alpha$ . Fig.5 (a) and (b) show the results for 1D lattice at temperature 2K and 300K. It is clearly seen that the slopes are 2 in both cases. This means that energy transports ballistically. This is consistent with the results of nonequilibrium simulation given in Fig. 1. However, for the SWNT, the situation is different. At  $T=2K$ , energy transports ballistically (Fig. 5 (c)) like 1d carbon lattice, whereas at

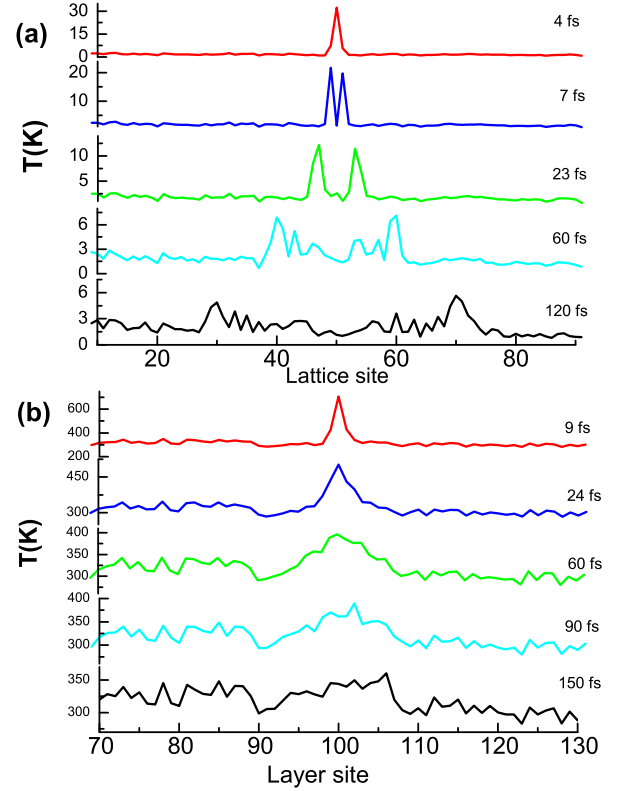


FIG. 4: Heat pulse spreading in 1D carbon lattice and (5,5) SWNT at different temperature. (a) 1D lattice at 2K. (b) SWNT at 300K. For 1D lattice, at  $T=300K$ , the pulse spreads in the same manner and same speed as for  $T=2K$ , whereas for SWNT, the pulse spreads faster at  $T=300K$  than at  $T=2K$ . For quantitative comparison, please refer to Fig (5).

$T=300K$ , energy transports superdiffusively with  $\alpha=1.2$  (Fig.5 (d)). This is slower than ballistic transport ( $\alpha=2$ ) but faster than normal diffusion ( $\alpha=1$ ). This again confirmed our calculation on thermal conductivity. According to our recent theoretical analysis [16], the exponent of anomalous thermal conductivity,  $\alpha$ , is connected with the exponent of anomalous diffusion,  $\beta$ , by  $\alpha=2-2\beta$ . If we use  $\beta=1.2$ , then, according to this formula,  $\alpha=1.3$  which is within the range of the direct simulation result  $1.27 \pm 0.05$  (0.40  $\pm$  0.04).

We also calculate diffusion for SWNT with different diameters and found that it is also superdiffusive, and  $\alpha=1.2$ . One of these results, (15,15) SWNT is shown in Fig. 5 (d). From our recent theory [16], we have reason to believe that the divergent power of thermal conductivity should be  $\alpha=1.3$ . Our numerical results from the direct simulation with heat baths shows a little bit big fluctuation around this value. We attribute this to the short tube length we used. If one can go to the tube length of  $10^4$  layers, one should obtain a better result close to  $\alpha=1.3$ . However,  $10^4$  layers of atoms for SWNT is far beyond our computer facilities, as  $10^4$  layers means one has  $3 \times 10^5$

coupled equations to solve.

In fact,  $\kappa = 1/3$  can be explained by a mode-coupling theory developed more recently [17]. In this theory [17], it is found that in a 1D nonlinear lattice without on-site potential, if we consider only the longitudinal vibration, the thermal conductivity diverges with system size  $L$  as,  $L^{2/5}$  like that one observed in the Fermi-Pasta-Ulam model. However, when transverse motion is also considered, the transverse modes can couple together with the longitudinal modes, which makes the thermal conductivity diverges with power  $1/3$ . As to the SWNT, each atom has three vibration degrees of freedom, the longitudinal one along the tube axis, the transverse one around the tube, and a vertical one along the tube diameter. Among these three types of modes, the vertical one is the most difficult one to excite, we have only the two modes coupling. Therefore, qualitatively and quantitatively, we believe that SWNT is much like a 1D lattice with transverse motion.

It is worth pointing out that, in many experiments or practical applications, the SWNT/lattice is put on the substrate, then one should add one additional potential term in Hamiltonian (1). With introduction of the on-site potential, heat conduction and energy diffusion may be expected to be normal like that one discovered in the 1D Frenkel-Kontorova model and  $\phi^4$  model [18].

In summary, we have studied heat conduction and energy diffusion in single-walled carbon nanotubes by using the nonequilibrium molecular dynamics method. Our simulation results show that at low temperature the heat is conducted ballistically like that one in a 1d harmonic lattice, while at high temperature, the heat flows superdiffusively that leads to an anomalous thermal conductivity for SWNT. From our simulation results and mode-coupling theory, we argue that the thermal conductivity in SWNT at high temperature diverges with tube length as,  $L^{1/3}$ .

We would like to thank Prof. Wang Jian-Sheng, Dong Jinming and Dr. Yao Zhenhua for useful discussions. ZG was supported by Singapore Millennium Foundation. BL was supported partly by Faculty Research Grant of National University of Singapore.

- 
- [1] R. Saito et al., Physical Properties of Carbon Nanotubes (Imperial College Press, London, 1998)
  - [2] L. X. Benedict et al., Solid State Commun. 100, 177 (1996).
  - [3] J. Hone et al., Phys. Rev. B 59, R2514 (1999).
  - [4] P. Kim et al., Phys. Rev. Lett. 87, 215502 (2001).
  - [5] D. J. Yang et al., Phys. Rev. B 66, 165440 (2002).
  - [6] W. Yi et al., Phys. Rev. B 59, R9015, (1999).

- [7] S. Berber et al., Phys. Rev. Lett. 84, 4613, (2000).
- [8] J. Che et al., Nanotechnology 11, 65 (2000).
- [9] S. Maruyama, Physica B 323, 193 (2002).

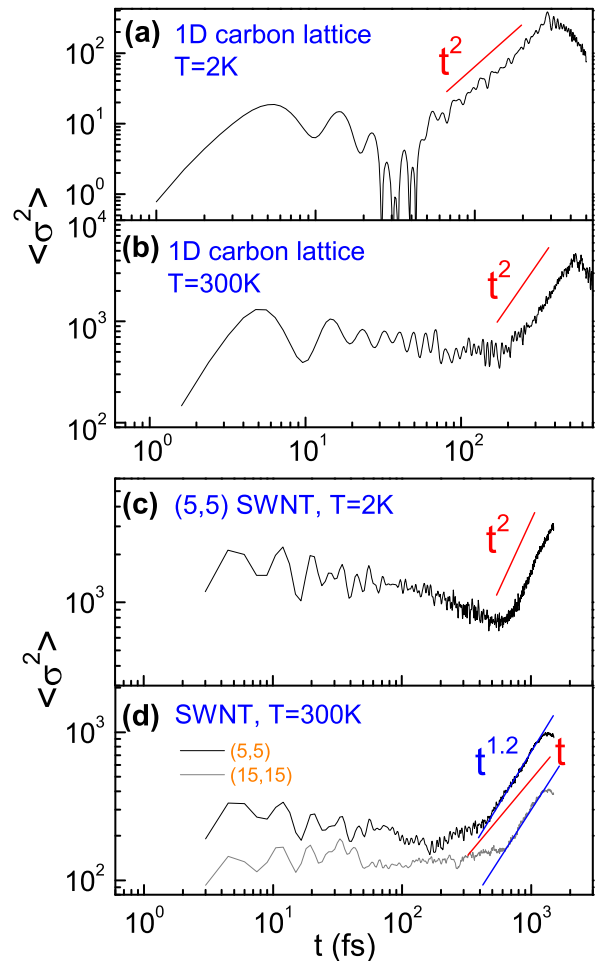


FIG. 5:  $\langle v^2 \rangle$  versus time. (a) 1D lattice at 2K; (b) 1D lattice at 300K; (c) (5,5) SWNT at 2K; (d) (5,5) and (15,15) SWNTs at 300K.

- [10] N. Raravikar et al., Phys. Rev. B 66, 235424 (2002).
- [11] J Terso, Phys. Rev. B 39, 5566 (1989).
- [12] S. Nose, J. Chem. Phys. 81, 511 (1984); W. G. Hoover, Phys. Rev. A 31, 1695 (1985).
- [13] A. Casher and J. L. Lebowitz, J. Math. Phys. 8, 1701 (1971); B. Li et al., Phys. Rev. Lett. 86, 63 (2001).
- [14] We use the effective thickness to calculate the cross-section area. For the effective thickness of the nanotube, please refer to G. Zhang and B. Li, NUS-report.
- [15] A. Fillard et al., J. Phys. A 31, 7719 (1998); K. Aoki and D. Kuznezov, Phys. Rev. Lett. 86, 4029 (2001).
- [16] B. Li and J. Wang, Phys. Rev. Lett. 91, 044301 (2003).
- [17] J. S. Wang and B. Li, Phys. Rev. Lett. 92, 074302 (2004).
- [18] B. Hu et al., Phys. Rev. E 57, 2992 (1998); 61, 3828 (2000).