

# Short-ranged attractions in jammed liquids: How cooling can melt a glass

Phillip L. Geissler

*Department of Chemistry, University of California at Berkeley, Berkeley, CA 94720*

David R. Reichman

*Department of Chemistry and Chemical Biology, Harvard University, Cambridge, MA 02138*

(Dated: May 22, 2019)

We demonstrate that an extended picture of kinetic constraints in glass-forming liquids is sufficient to explain dynamic anomalies observed in dense suspensions of strongly attracting colloidal particles. We augment a simple model of heterogeneous relaxation with static attractions between facilitating excitations, mimicking the structural effect of short-ranged interparticle attractions. The resulting spatial correlations among facilitated and unfacilitated regions give rise to new relaxation mechanisms that account for non-monotonic dependence of relaxation times on attraction strength as well as logarithmic decay of density correlations in time. These unusual features are a simple consequence of spatial segregation of kinetic constraints, suggesting an alternative physical perspective on attractive colloids than that suggested by mode-coupling theory. Based on the behavior of our model, we predict a crossover from super-Arrhenius to Arrhenius temperature dependence as attractions become dominant at fixed packing fraction.

Homogeneous liquids with slowly varying intermolecular attractions are typically well represented by appropriate hard sphere reference systems[1]. The deeply supercooled regime of simple liquids appears to be no exception[2]. Computer simulations of hard sphere fluids at high packing fraction,  $\phi$ , exhibit the canonical features of glass-forming materials, including dynamic heterogeneity, stretched exponential decay of dynamical correlators, and dramatic changes in relaxation times following small changes in density (corresponding in most experiments to small changes in temperature  $T$ )[3]. Confocal microscopy of colloids under conditions designed to maximally screen interparticle attractions confirms this fact[4]. Most of the theoretical approaches developed to rationalize sluggish dynamics take advantage of the fact that intermolecular structure at such high densities (or low temperatures) differs little from that of the standard liquid state near the triple point. It is exactly this spatially uniform structure that justifies a hard sphere representation.

Glass-forming liquids that do not fit into this van der Waals picture thus not only introduce the possibility of qualitatively new dynamical features but also provide a significant test of the flexibility of various theoretical perspectives. The simplest such material is a fluid of hard spheres that attract one another strongly over short distances, realized experimentally as a suspension of attractive colloidal particles. In this case attractive forces can play an important role in determining intermolecular structure. Experiments and computer simulations indicate that for small  $u/T$  (where  $u$  is the strength of attractions), overall relaxation rates exceed those of a hard sphere liquid at the same packing fraction[5, 6, 7, 8]. For fixed  $u$ , one can thus view melting of the glass as a consequence of cooling. For large  $u/T$ , however, tight clustering of particles leads to rigid gel-like structures that re-

arrange extremely slowly. This second, attraction-driven glassy state would seem to differ qualitatively from the original jammed material ( $u = 0$ ) in both structure and dynamics[9].

Calculations based on mode-coupling theory have motivated much of the experimental study of slow dynamics in attractive colloids, predicting the existence of multiple glassy states and relaxation times that vary non-monotonically with  $u/T$  at fixed  $\phi$ [10, 11, 12]. The physical origins of these predictions, however, are difficult to assess. Attraction-driven changes in dynamics have been ascribed to loosening of the dense liquid environment that confines particle motion. But the mean field approximation underlying mode-coupling theory would seem unable to capture the inhomogeneous particle clustering necessary for such a mechanism. This mean field nature is most problematic in generating a spurious dynamical arrest at large  $u/T$  or  $\phi$ . Nonetheless, many predictions of mode-coupling theory, including logarithmically slow relaxation near re-entrance to the attractive glass, have been verified by dynamic light scattering[5, 6, 7, 8].

A more intuitive, though less detailed, theory of deeply supercooled liquids has been constructed by considering *only* the inhomogeneous fluctuations that lie outside the scope of mode-coupling theory[13, 14, 15, 16]. Jamming at high density prevents all but a small fraction of particles from moving a significant distance over any short time interval. The loose regions (or defects) which enable nearby relaxation are therefore sparse and essentially uncorrelated in space. Although the statistics and spatial patterns of these defects may be trivial, their dynamics are complicated by the fact that jammed regions cannot spontaneously loosen unless nearby motion provides space for them to do so. In other words, defects can only be created in the vicinity of other defects. Such a constraint greatly limits the accessible pathways for ex-

ploring phase space[15].

The simplest model embodying this picture consists of non-interacting excitations whose dynamics are coupled together by kinetic constraints. Each cell of a lattice, with the size of a liquid's density correlation length, is thus designated as either excited,  $n_i = 1$ , or jammed,  $n_i = 0$ . Creating defects in a liquid requires local reorganization of particles and thus costs entropy. This cost is represented schematically by an external field,  $h > 0$ , limiting the average concentration of mobile cells,  $\langle n_i \rangle = c \sim e^{-h/T}$ . The model system's total energy is then  $\mathcal{H} = h \sum_{i=1}^N n_i$ . Cell mobilities change with rates that preserve the canonical distribution, but are subject to a constraint of facilitation. Namely, cell  $i$  is only free to change its state when one of its nearest neighbors is already excited. In the one-dimensional East model only cell  $i + 1$  can facilitate changes at cell  $i$ [17]. In the Fredrickson-Andersen model either neighbor ( $i + 1$  or  $i - 1$ ) can provide facilitation[18].

Despite their simplicity one-dimensional facilitation models exhibit remarkably nontrivial dynamics. Garrahan and Chandler have shown that kinetic constraints in these models confer special geometries on trajectories below a crossover value of  $c$ [15]. These spatio-temporal patterns result in sluggish relaxation with temperature dependences mirroring those of many glass-forming materials[16, 19, 20]. There are even indications that scaling of geometric features near a dynamical critical point at  $T = 0$  may be universal among facilitation models and real liquids[21]. Nevertheless, a detailed relationship between mobility-promoting defects and molecular degrees of freedom remains elusive.

It is not obvious that the kinetic facilitation picture is sufficiently flexible to account for the anomalous dynamical behavior reported for colloidal suspensions[22]. Basic facilitation models possess a single control parameter,  $c$ , which seems best to correspond to the temperature or density of a real material. The monotonic growth of relaxation times with decreasing  $c$  in these models appears to prohibit a straightforward explanation of re-entrance and multiple glassy states in terms of dynamic heterogeneities alone. In this Letter we describe a simple extension of the kinetic facilitation picture inspired by structural changes arising from short-ranged attractions. We then examine the dynamics of an appropriately modified one-dimensional East model and demonstrate striking agreement with the phenomenology of attractive colloids.

We assert that the primary effect of introducing short-ranged attractions in a dense, disordered material is to produce a gradual segregation of tightly clustered, immobile regions from loose regions enriched with facilitating defects. In the limit of very strong interactions such demixing produces gel-like structures and eventually macroscopic phase separation, as seems appropriate for attractive colloids. In the context of one-dimensional

facilitation models, gradual demixing is naturally generated by adding attractions between adjacent excitations:

$$\mathcal{H} = -\epsilon \sum_{i=1}^N n_i n_{i+1} + h(\epsilon, c) \sum_{i=1}^N n_i. \quad (1)$$

Although clusters and voids would certainly segregate as desired with increasing attraction strength  $\epsilon$ , the average concentration of mobile cells would increase significantly if the external field  $h$  did not change. We imagine that increasing attraction strength in a dense liquid, on the other hand, does not significantly change the concentration of facilitating defects (in a sense, the total free volume). If we view  $c$  as uniquely determined by  $\phi$ , then the field strength  $h$  must be adjusted to maintain a desired value of  $c$  for any  $\epsilon$ . With a routine change of variables,  $s_i = 2n_i - 1$ , Eq. 1 becomes (within an additive constant) the energy of a one-dimensional Ising model with exchange interaction  $J = \epsilon/4$ , magnetic field  $H = (h - \epsilon)/2$ , and magnetization per spin  $\langle s_i \rangle = -1 + 2c$ . The required adjustment of external field given  $c$  and  $\epsilon$ ,  $h(\epsilon, c)$ , is thus a well-known function (in one dimension)[23].

We emphasize that the attraction between defects in our model does not represent a literal interaction energy between mobile regions in a liquid. In a liquid it is of course particles that attract one another, the effect of which is to drive mobile regions together. Attractions in Eq. 1 could thus be viewed as a potential of mean force between mobile regions, or simply as a measure of clustering tendency. For a fixed value of  $c$ , it is in fact energetically immaterial whether attractions act between adjacent excited lattice cells,  $n_i$ , or between adjacent unexcited cells,  $1 - n_i$ .

The structural effect of nonzero  $\epsilon$  for a particular value of  $c$  is clear: Excitations cluster together, and the average spacing between consecutive clusters,  $d$ , grows. Just as short-ranged attractions generate static inhomogeneity in a liquid, attractions in the East model generate nontrivial (i.e., non-ideal gas) spatial patterns of defects. The dynamical consequences are more subtle. The rate of exciting a cell at the boundary of an excitation domain (or alongside a single excitation) is proportional to  $e^{(\epsilon - h)/T}$ . In the isomorphic Ising model, larger values of  $J$  require weaker symmetry-breaking magnetic fields to maintain fixed magnetization, so that  $\epsilon - h(\epsilon, c)$  increases monotonically with  $\epsilon$ . Attractions therefore expedite fluctuations in the vicinity of excitations. This enhanced defect creation rate must be balanced, however, in order to preserve the proper equilibrium distribution. Here, balance is provided by the decline in number density of excited clusters.

In the FA model defects may diffuse freely through the system through short sequences of local moves, e.g.,  $10 \rightarrow 11 \rightarrow 01$ . Relaxation is much more complex in the East model due to the unidirectional facilitation constraint. All excitation domains are pinned on one side, as can

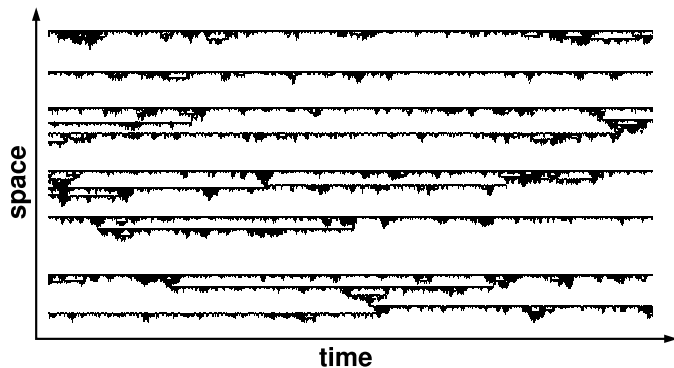


FIG. 1: A representative trajectory of the one-dimensional attractive East model with  $c = 0.10$  and  $\epsilon = 4.0$ . Vertical cross-sections are snapshots of a portion of the system (several hundred lattice cells), in which excited lattice cells are colored black. Unexcited cells are not shown. Time runs along the horizontal axis. The total length of this trajectory segment is  $1000\gamma^{-1}$ , where  $\gamma$  is the rate at which an unbiased, unconstrained cell changes its excitation state. See Ref. [15] for a detailed discussion of this manner of depicting trajectories and the space-time geometry it reveals.

be seen in the trajectory plotted in Fig. 1, and can fully relax only when contacted by another domain on that side. For  $\epsilon = 0$ , the minimum energy path for connecting two defects separated by a distance  $\ell = 2^m$  establishes a set of isolated defects between them. These stepping stones are situated hierarchically, at  $\ell/2, 3\ell/4, 7\ell/8$ , etc., giving rise to an energetic barrier  $\Delta(\ell) = mh$ [24]. The overall relaxation rate is then  $\Gamma \sim e^{-\Delta(d)/T} = d^{-h/T \ln 2}$ , where  $d$  is the average spacing between excited domains.

Attractions establish a length scale,  $a \approx h/(h - \epsilon)$ , below which it is energetically advantageous to fill immobile spaces between excitations with additional defects. Gaps of immobility smaller than  $a$  will occur with low probability. This gap filling (clearly visible in the trajectory of Fig. 1) effectively renormalizes the basic hierarchical relaxation mechanism. The stepping stones used to connect defects now comprise blocks of excited cells with length  $a$ . Fig. 2 depicts an example low-energy pathway with  $a = 8$ . The energy barrier along such a pathway is correspondingly renormalized,  $\Delta(\ell) = ma(h - \epsilon)$  for  $\ell = (2a)^m$ . The rate of relaxation,  $\Gamma \sim d^{-h/T \ln(2a)}$ , depends strongly on both the growing length scale  $a$  (aiding relaxation) and the growing energy scale  $h$  (inhibiting relaxation). As a result,  $\Gamma$  rises to a maximum at  $\epsilon/T \sim O(1)$  and then decays. This non-monotonic behavior, resembling that of attractive colloids, may be dramatic since  $d \sim c^{-1}$ .

Numerical simulations of the East model defined by Eq. 1 confirm the existence of re-entrant dynamics as attraction strength increases. Relaxation time  $\tau$  is plotted in Fig. 3 as a function of  $\epsilon/T$  for several values of  $c$ . We define  $\tau$  through the persistence function  $\pi(t)$ , i.e., the

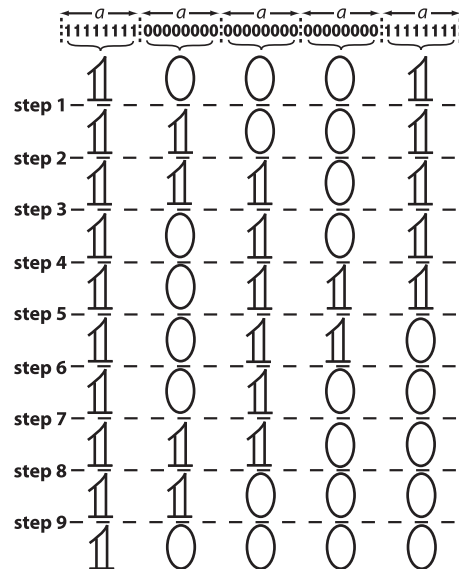


FIG. 2: Renormalization of the hierarchical relaxation mechanism characteristic of the East model. Stepping stones established to connect the left and right defect domains are not single excitations but instead blocks of, in this example,  $a = 8$  excited cells. Large numbers denote blocks that are entirely mobile or immobile. The vertical sequence of configurations represents the lowest energy pathway that results in elimination of the rightmost block of defects.

average fraction of cells that do not change over a time interval of length  $t$ [20]. Specifically,  $\pi(\tau) = 1/e$ , so that a majority of cells have undergone fluctuations within time  $\tau$ . At the optimum attraction strength,  $1/\tau$  can be nearly two orders of magnitude larger than its value at  $\epsilon = 0$ . Re-entrance is in general more dramatic for smaller values of  $c$ .

When the renormalization length scale,  $a$ , becomes comparable to  $d$ , hierarchical relaxation is no longer relevant, since there are few consecutive defects separated by more than  $a$ . The minimum energy pathway connecting defects simply excites all intervening lattice cells. The only relevant dynamics for  $a > d$  are large fluctuations of the domain walls dividing excited domains from immobile domains. The crossover in mechanism has several consequences. First, the new mode of relaxation proceeds solely by activated barrier crossing, reflected in Fig. 3 by the Arrhenius temperature dependence at large  $\epsilon/T$ . Although the hard sphere liquid is a fragile glass-former[25], the re-entrant glass state is instead strong. This prediction seems reasonable, given that gel-like structures have much in common with conventionally strong, network-forming materials[26]. It would be straightforward to test in experiments or molecular dynamics simulations by varying temperature at fixed packing fraction and attraction strength. Second, the kinetics of domain size fluctuations are simple to estimate. The average fraction of relaxed spins,  $1 - \pi(t)$ , should be proportional to the

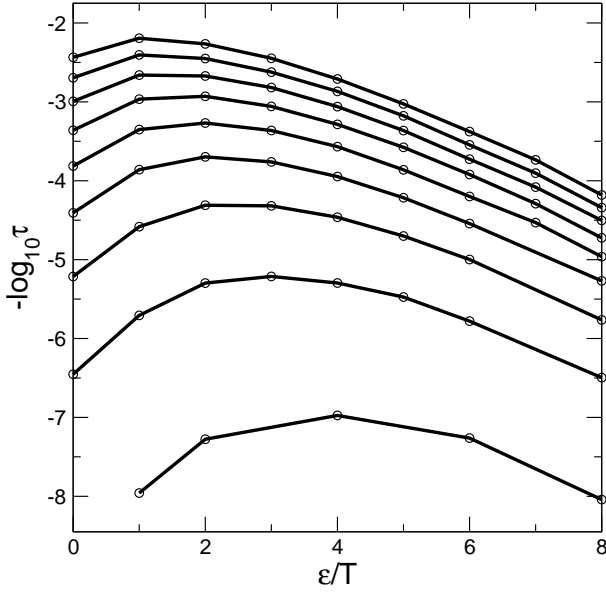


FIG. 3: Average time required for all but  $N/e$  cells to flip, as a function of attraction strength  $\epsilon$ . The concentrations are, from bottom to top,  $c = 0.02, 0.04, 0.06, 0.08, 0.1, 0.12, 0.14, 0.16$ , and  $0.18$ . The continuous time Monte Carlo simulations that generated these results employed  $N = 10^5$  lattice cells.

typical excursion length  $L$  of a domain wall over the time period  $t$ . Since domain growth costs energy  $h - \epsilon$  per cell,  $t \propto e^{(h-\epsilon)L/T}$ . The decay of the persistence function,

$$\pi(t) \approx 1 - \frac{T}{(h - \epsilon)d} \ln t/t_0, \quad (2)$$

is therefore logarithmic in this regime.  $\pi(t)$  is plotted in Fig. 4 for  $c = 0.14$  and several values of  $\epsilon$ . A period of logarithmic decay appears as attractions are introduced and becomes more prominent as  $\epsilon/T$  increases. Logarithmic relaxation should extend over longer time spans for smaller  $c$  and larger  $\epsilon$ . The two decades of such decay apparent in Fig. 4 for  $\epsilon \geq 6$  represent only the limit of our computational resources. For large  $\epsilon$  the combination  $(h - \epsilon)d$  is a function only of  $c$ . This result thus suggests that the coefficient of logarithmic relaxation for  $\pi(t)$  and related correlation functions should not change significantly with  $u/T$  for fixed packing fraction.

In summary, the simplest physically motivated modification of the East model reproduces the principal dynamical anomalies of attractive colloidal suspensions. In contrast to mode coupling theory, our model suggests simple physical origins of these features. It is the combination of static and dynamic heterogeneity in our picture that generates new dynamical features. Clustering of mobility renormalizes and then overrides the relaxation mechanism that predominates in the absence of attraction. Re-entrance results directly from a competition between renormalized length scale and a growing free energetic

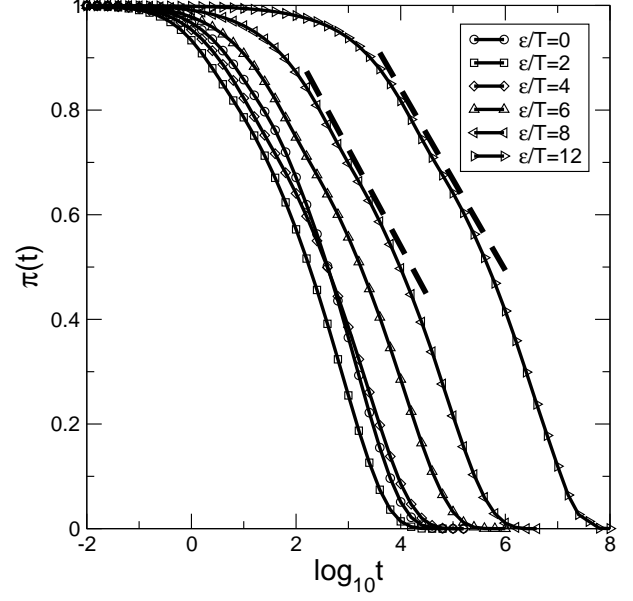


FIG. 4: Persistence  $\pi(t)$  as a function of time for several values of  $\epsilon/T$  with  $c = 0.14$ . Dashed lines highlight regions where logarithmic relaxation is noticeable.

cost of introducing mobile regions. When the length scale exceeds the typical separation between defect domains, the primary mode of relaxation crosses over to simple domain wall fluctuations, whose dynamics give rise to logarithmic relaxation. Although we have presented results only for a modified East model, an equivalently modified FA model shares much of the same behavior. Basic relaxation pathways are similarly renormalized, leading to re-entrance of comparable magnitude. Logarithmic relaxation is less pronounced in this case, since excitation domains are not pinned on one side. At long times, fluctuations of a domain's two walls become correlated, and our arguments for the decay of  $\pi(t)$  do not strictly apply.

Based on the dynamics of the attractive East model we make several predictions that may be tested by experiment or by numerical simulation of colloid dynamics. Our results imply for increasing attraction strength not only a transformation from strong to fragile glass but also rapid growth of the length scale associated with dynamic heterogeneity. Recent computer simulations[27, 28] and experiments performed on colloidal systems[29] are consistent with this prediction.

We are aware of another effort to rationalize the behavior of attractive colloids within the kinetic facilitation picture[30]. This approach, in contrast to our own, preserves a lack of static spatial correlations between defects. It achieves re-entrance by instead modulating the details of facilitation constraints. The two pictures are most distinct at large attraction strength, where spatial correlations between defects in our model become long-

ranged. In our view this behavior naturally reflects the tendency of a strongly attractive disordered material to spontaneously phase separate. Detailed experiments or computer simulations should be sufficient to assess the relative validity of these approaches by characterizing spatial distributions of dynamic heterogeneities on short time scales.

Although the kinetic facilitation picture is most sensible at high density, it is interesting to consider the implications of our results for low packing fraction and very large attraction strength. In a version of the attractive East model in more than one dimension, nearly irreversible aggregation of immobile regions would describe the growth of sparse fractal patterns similar to those observed in experiments[31, 32]. It may therefore be possible to map the entire phase diagram of our model (in the plane of  $c^{-1}$  and  $\epsilon/T$ ) onto that of a real attractive colloidal suspension (in the plane of  $\phi$  and  $u/T$ ).

We would like to acknowledge D. Chandler, D. Fisher, and E. Rabani for useful discussions. We would especially like to thank J.-P. Garrahan for useful discussions that guided some of the analytical arguments used in this work, and D. Weitz for introducing us to this problem. We acknowledge the NSF (D.R.R.) and DOE (P.L.G.) for financial support. D.R.R. is a Camille Dreyfus Teacher-Scholar and an Alfred P. Sloan Foundation Fellow.

- 
- [1] Andersen H.C., Weeks J.D., Chandler D., Phys. Rev. A **4** 1597,(1971).
  - [2] Ediger M.D., Angell C.A., and Nagel S.R., J. Phys. Chem., **100**, 13200, (1996).
  - [3] Doliwa B., Heuer A., Phys. Rev. Lett. **80**, 4915, (1998).
  - [4] Weeks E.R., Crocker J.C., Levitt A.C., Schofield A., Weitz D.A., Science, **287**, 627, (2000).
  - [5] Pham K.N., Puertas A.M., Bergenholtz J., Egelhaaf S.U., Moussaid A., Pusey P.N., Schofield A.B., Cates M.E., Fuchs M., Poon W.C.K., Science **296**,104, (2002).
  - [6] Chen S.H., Chen W.R., Mallamace F., Science **300**, 619, (2003).
  - [7] Zaccarelli E., Foffi G., Dawson K.A., Buldyrev S.V., Sciortino F., Tartaglia P., Phys. Rev. E **66**,041402, (2002).
  - [8] Puertas A.M., Fuchs M., Cates M.E., Phys. Rev. Lett. **88**, 098301, (2002).
  - [9] Zaccarelli, E., Sciortino, F., Buldyrev, S.V., Tartaglia, P., *cond-mat/0310765* (2003).
  - [10] Götze W., Sjögren L., Rep. Prog. Phys. **55**,241, (1992).
  - [11] van Megen W., Pusey P.N., Phys. Rev. A **43**, 5429, (1991).
  - [12] Dawson K., Foffi G., Fuchs M., Götze W., Sciortino F., Sperl M., Tartaglia P., Voigtmann T., Zaccarelli E., Phys. Rev. E **63**, 011401, (2001).
  - [13] Butler, S., Harrowell, P., J. Chem. Phys. **95**, 4454 (1991).
  - [14] Perera, D.N., Harrowell. P., J. Chem. Phys. **111**, 5441 (1999).
  - [15] Garrahan J.-P., Chandler D., Phys. Rev. Lett. **89**035704, (2002).
  - [16] Garrahan J.-P., Chandler D., Proc. Nat. Acad. Sci. **100**, 9710 (2003).
  - [17] Jackle J., Eisinger S., Z. Phys. B-Cond. Mat.**84**, 115, (1991).
  - [18] Fredrickson G.H., Andersen H.C., Phys. Rev. Lett. **53**, 1244, (1984).
  - [19] Ritort, F., Sollich, P., Adv. Phys. *in press*; *cond-mat/0212490*, (2003).
  - [20] Berthier, L., Garrahan, J.-P., Phys. Rev. E **68**, 041201 (2003).
  - [21] Whitelam, S., Berthier, L., Garrahan, J.-P., to be published.
  - [22] Cates, M.E., Holmes, C.B., Fuchs, M., Henrich, O., Proceedings of “Unifying Concepts in Granular Materials and Glasses”, Capri 2003, *in press*; *cond-mat/0310579* (2003).
  - [23] D. Chandler, *Introduction to Modern Statistical Mechanics*, Oxford University Press, New York (1987).
  - [24] Sollich P., Evans M.R., Phys. Rev. E **68**, 031504, (2003).
  - [25] Although it is difficult to classify an athermal material as either strong or fragile, we view hard sphere interactions as a limiting description of sharp repulsions. Dense fluids of sharply repulsive particles, perhaps the best description of non-attractive colloidal suspensions, do exhibit the super-Arrhenius temperature dependence characterized as fragile. See Ref.[2].
  - [26] W.C.K. Poon, K.N. Pham, S.U. Egelhaaf, P.N. Pusey J. Phys. Cond. Mat.**15**, S269, (2003).
  - [27] E. Rabani and D.R. Reichman, *to be published*.
  - [28] A. Pan and D. Chandler, *unpublished*.
  - [29] B. Cui, H.M. Ho, B. Lin, S.A. Rice *to be published*.
  - [30] J.P. Garrahan and L. Berthier, *to be published*.
  - [31] Witten T.A., Sander L.M., Phys. Rev. Lett. **47**, 1400, (1981).
  - [32] Prasad V., Trappe V., Dinsmore A.D., Segre P.N., Cipelletti L., Weitz D.A., Faraday Discuss.**123** 1, (2003).