

Relaxation dynamics of a linear molecule in a random static medium: A scaling analysis

Angel J. Moreno ^{†‡} and Walter Kob ^{†*}

[†] *Laboratoire des Verres. Université Montpellier II, Place E. Bataillon, CC 069, F-34095 Montpellier, France.*

[‡] *Dipartimento di Fisica and INFM Udr and Center for Statistical Mechanics and Complexity,
Università di Roma “La Sapienza”, Piazzale Aldo Moro 2, I-00185 Roma, Italy.*

(December 2, 2024)

We present extensive molecular dynamics simulations of the motion of a single linear rigid molecule in a two-dimensional random array of fixed obstacles. The diffusion constant for the center of mass translation, D_{CM} , and for rotation, D_{R} , are calculated for a wide range of the molecular length, L , and the density of obstacles, ρ . The obtained results follow a master curve $D\rho^\mu \sim (L^2\rho)^{-\nu}$ with an exponent $\mu = -3/4$ and $1/4$ for D_{R} and D_{CM} respectively, that can be deduced from simple scaling and kinematic arguments. The non-trivial positive exponent ν shows an abrupt crossover at $L^2\rho = \zeta_1$. For D_{CM} we find a second crossover at $L^2\rho = \zeta_2$. The values of ζ_1 and ζ_2 correspond to the average minor and major axis of the elliptic holes that characterize the random configuration of the obstacles. A violation of the Stokes-Einstein-Debye relation is observed for $L^2\rho > \zeta_1$, in analogy with the phenomenon of enhanced translational diffusion observed in supercooled liquids close to the glass transition temperature.

PACS numbers: 66.30.-h, 05.40.-a, 64.70 Pf

I. INTRODUCTION

Since it was initially introduced by Lorentz as a model for the electrical conductivity in metals [1], the problem of the Lorentz gas has given rise to a substantial theoretical effort aimed to understand its properties [2–10]. In this model, a *single* classical particle moves through a disordered array of *static* obstacles. It can thus be used as a simplified picture of the motion of a light atom in a disordered environment of heavy particles having a much slower dynamics. It has been shown that, for high densities of obstacles, this model presents many of the features of the dynamics of supercooled liquids or dense colloidal systems, such as a transition from an ergodic phase of non-zero diffusivity to a non-ergodic phase with diffusivity zero [2–6,8]. Despite of the absence of a dynamics of the host medium, theoretical approaches to the Lorentz gas problem are highly non-trivial. In particular, diffusion constants and correlation functions are found to be non-analytical functions of the density of obstacles [2,4–6,9,10].

Diffusing particles and obstacles are generally modeled as disks, spheres or hyperspheres in two, three, and $n > 3$ dimensions, respectively. In this paper we present an investigation by means of molecular dynamics simulations of the relaxation dynamics of a generalization of the Lorentz gas, in that the diffusing particle is given by a rigid rod. This model can thus be seen as a simplified picture of the dynamics of a linear molecule in a porous medium or in a colloidal suspension of heavy particles. Furthermore this system will allow to gain insight into the relaxation dynamics of a nonspherical probe molecule immersed in a simple liquid, an experimental technique that is used, e.g., in photo-bleaching experiments to study the dynamics of glass-forming liquids [11,12], or the investigation of the coupling between

the rotational and translational degrees of freedom in such liquids [13,14].

For simplicity, the present simulations have been done in two dimensions, though we expect that physical arguments similar to those presented here can be used for the analysis of the results in the more general three- or n -dimensional case.

The paper is organized as follows: The details of the investigated model and the simulation are given in Section II. Qualitative information about the trajectories of the rod is presented in Section III. Section IV presents results for the rotational and center-of-mass translational diffusion constants of the rod. An interpretation of the obtained results in terms of characteristic lengths of the host medium is given in Section V and the conclusions are presented in Section VI.

II. MODEL AND DETAILS OF THE SIMULATION

The generalization of the Lorentz gas we consider is a rigid rod diffusing in a two-dimensional array of static disk-like obstacles. The rod, of total mass M , consists of a string of N linearly aligned beads of equal mass $m = M/N$ with a bond length 2σ . The rod length is therefore given by $L = (2N - 1)\sigma$. Although from the point of view of a theoretical calculation the use of hard-core like interactions is preferable, it is simpler to do a simulation with a continuous potential. Thus, we modeled the interaction between single beads and single obstacles by a truncated and shifted soft-disk potential, $V(r) = \epsilon[(\sigma/r)^{12} - (\sigma/r_c)^{12}]$ for $r < r_c$, and zero for $r > r_c$. As cutoff radius we took a value of $r_c = 2.5\sigma$. The obstacles were placed randomly in a square box of length l_{box} , which was used for periodic

boundary conditions. The density of obstacles is defined as $\rho = n_{\text{obs}}/l_{\text{box}}^2$, with n_{obs} the number of obstacles. Subsequently a rod was randomly placed in the box and was equilibrated at a temperature $T = \epsilon/k_B$ for a time longer than the relaxation time for the corresponding ρ and L . (Note that this equilibration was necessary since interactions are not hard-core.) In the following, space and time will be measured in the reduced units σ and $(\sigma^2 m/\epsilon)^{1/2}$, respectively.

Once the rod was equilibrated, a production run was performed in the microcanonical ensemble. The equations of motion of the rod were formulated in terms of the coordinates of its center of mass and its orientation. Due to the linear geometry of the rod, the constant length of the bonds and equal mass of the beads, the total force and the torque of the constraining forces on each single bead is zero, and thus only the total force and the torque due to the external forces of the obstacles on the beads are needed in the equations of motion. The latter were integrated by using the velocity form of the Verlet algorithm. We used a time step between 0.01 and 0.002, respectively for the smallest and the largest investigated L and ρ . Production runs covered typically about 10^6 time units. For each configuration of obstacles we simulated 100 independent rods and in order to take the average over the frozen disorder we investigated typically 6-10 different realizations of obstacles. Thus, for each density and rod length we simulated between 600-1000 independent rods. The number of obstacles was typically 50000.

III. TRAJECTORIES

Fig. 1 shows for different rod length typical trajectories of the center of mass of the rod over a time of 10^6 time units and the density $\rho = 10^{-2}$. For short rods, $L = 3$, the trajectory looks like the one expected for a diffusive Brownian particle. With increasing L the nature of the motion changes not only quantitatively but also qualitatively. As it is recognized from the figure for the case $L = 79$, for long rods the trajectory is composed of vertices in which the rod rattles back and forth and long segments in which moves in a quasi-linear way. The reason for this change in the dynamics is that, for large L , the rods can be temporarily trapped by the neighboring obstacles, an effect that is well-known in the case of the original Lorentz gas for $L = 1$ and large ρ . For this latter system an increase of ρ leads to a strong increase of the trapping time and hence to a slowing down of the dynamics [2,3], in analogy to the mechanism that leads to the dramatic slowing down of the relaxation dynamics in simple glass-forming liquids upon cooling. This trapping mechanism is of course also present in the case of the rods. However, while for the original Lorentz gas, i.e., for disks, the diffusion dynamics is isotropic also on small length scales, the translational relaxation dynamics of rods in the direction perpendicular to their axis

is strongly hindered by the steric hindrance induced by the neighboring obstacles, leading to the observed quasi-linear paths, in which the velocity of the rod is approximately parallel to its axis and thus allowing for a quick propagation. Although these events are relatively rare, they allow the rod to move rapidly through the obstacles and hence they are important for its relaxation dynamics. Since the time it takes for the rod to have a noticeable velocity component that is (essentially) parallel to its orientation and the length of the subsequent quasi-ballistic flight is a random variable (due to the strong disorder of the obstacles), the resulting motion is very erratic and also strongly heterogeneous (i.e. it depends strongly on the initial position and orientation of the rod). Hence it is no surprise that the resulting average dynamics is also very heterogeneous which can be seen, e.g., by the presence of strongly non-Gaussian effects in the relaxation dynamics at large length scales [15].

Fig. 1 also shows that the typical spatial extension of the trajectory within a given time depends strongly on L which implies that also the translational diffusion constant for the center of mass shows a strong L -dependence, in agreement with the results that we will discuss below. Hence it might be suspected that the change in the nature of the trajectories upon a change in L , see Fig. 1, is just due to the decrease in D_{CM} . That this is, however, not the case, can be seen in Fig. 2, where we show two typical trajectories for two rods that have a very different length but, by having made an appropriate choice of the corresponding densities ρ , a very similar translational diffusion constant for the center of mass. As can be seen, the nature of the trajectories does indeed depend strongly on ρ and L , even if the diffusion constant is the same.

IV. DIFFUSION CONSTANTS AND SCALING LAWS

We now investigate the L - and ρ -dependence of the diffusion constants for rotation, D_R , and for translation of the center of mass, D_{CM} . These quantities can be calculated as $D_R = \langle(\Delta\phi)^2\rangle/2t_{\text{sim}}$ and $D_{\text{CM}} = \langle(\Delta r)^2\rangle/4t_{\text{sim}}$, respectively, where $\langle(\Delta\phi)^2\rangle$ and $\langle(\Delta r)^2\rangle$ are the mean square angular and center of mass translational displacements at $t = t_{\text{sim}}$, the time at the end of the simulation.

We first consider D_R and we assume that its dependence on L and ρ is given by a product of the form

$$D_R = k_R L^{-a} \rho^{-b} \quad , \quad (1)$$

with k_R a constant prefactor. By using scaling and kinematic arguments we show in the following that this Ansatz does indeed gives a good description of the data in that we can generate a master curve for $D_R(L, \rho)$. To this aim we note that in the limit of infinitely thin rods

and point obstacles, i.e., in the limit that finite size effects are absent, the geometry of the system is invariant if it is scaled by an (arbitrary) factor f . Thus, since the length of the rod and the density of obstacles for the scaled system will be given respectively by fL and $f^{-2}\rho$, it is clear that the relevant quantity for the geometry of the dynamics is the dimensionless variable $L^2\rho$, since it is invariant under scaling. It is therefore useful to rewrite the Ansatz for D_R in Eq. (1) as:

$$D_R = k_R \rho^\alpha / (L^2 \rho)^\beta \quad . \quad (2)$$

The corresponding rotational diffusion constant for a given system, D_R , and that of the rescaled system, $D_R^{(f)}$ will therefore be related by

$$D_R^{(f)} = f^{-2\alpha} D_R \quad . \quad (3)$$

In the case that $\alpha \neq 0$, the presence of the factor $f^{-2\alpha}$ implies that, although the two systems are equivalent from a *geometrical* point of view, this is not the case for their *dynamics*, i.e., for the time scales for their relaxation. In order to obtain the value of the exponent α we proceed as follows: A characteristic time scale can be defined by $\tau = \psi/\omega$, where ψ is a typical angular displacement between consecutive collisions and ω is the angular velocity in the absence of obstacles. Note that, due to its geometric nature, ψ does not depend on $L^2\rho$ if the finite extension of the obstacles and the width of the rod can be neglected. In contrast to this, the angular velocity is not invariant under scaling, as we show now. If we approximate the discrete string of beads by a continuous rod whose mass is distributed uniformly with density $\lambda = M/L$, one obtains for the moment of inertia of the rod $I = \lambda L^3/12$. From the equipartition theorem for the energy we then find that $\langle \omega^2 \rangle = 12k_B T / \lambda L^3$, i.e., $\omega \propto L^{-3/2}$. Therefore, the time scales for the original system and that of the rescaled system are related as $\tau^{(f)} = f^{3/2} \tau$, and thus we find for the corresponding rotational diffusion constants $D_R^{(f)} = f^{-3/2} D_R$. From Eq. (3) we obtain therefore $\alpha = 3/4$, and Eq. (2) is hence transformed into the scaling law:

$$D_R \rho^{-3/4} = k_R (L^2 \rho)^{-\beta} \quad , \quad (4)$$

where the dynamic exponent β and the prefactor k_R are the only non-trivial quantities. The reliability of the scaling law (4) is controlled by two factors. One the one hand, it depends on the accuracy of the factorization Ansatz of Eq. (2). Higher order logarithmic or power corrections can be present when deducing diffusion constants from reptation ideas [16–20] or, from first-principle theories, as has been shown for the translational diffusion constant in the original Lorentz gas in the framework of kinetic or Mode-Coupling-Theory (MCT) [2,4]. In the probable case where such corrections are present, the exponent β must be seen as an *effective* exponent introduced as a fit parameter to describe a more complicated

functional form of $D_R(L, \rho)$. On the other hand, it also depends on the accuracy of the approximation that the diameter of the obstacles and the width of the rod can be neglected. One certainly must expect that this approximation is no longer valid once some characteristic length scale of the host medium, such as the typical distance between neighboring obstacles, becomes comparable to the thickness of the rod and obstacles.

Fig. 3 shows the calculated values of $D_R \rho^{-3/4}$ for the different investigated lengths and densities as a function of $L^2 \rho$. It can be seen that, within a factor 300 in density, and for all the rod lengths whose relaxation times can be accessed in the time window of the simulation, the scaling law (4) is nicely fulfilled. Furthermore, we see that the obtained master curve shows a marked crossover at $L^2 \rho = \zeta_1 \approx 1.4$, from an exponent $\beta = 1.8$ to $\beta = 2.7$, thus indicating a change in the rotational relaxation dynamics when the length of the rod becomes larger than $(\zeta_1/\rho)^{1/2}$. In the next section we will give a physical interpretation of this dynamic crossover.

Similar arguments can be used to obtain the L - and ρ -dependence of the translational diffusion constant of the center of mass. For this we introduce an Ansatz that is analogous to Eq. (2):

$$D_{CM} = k_{CM} \rho^\gamma / (L^2 \rho)^\delta \quad . \quad (5)$$

The same arguments that led to Eq. (3) can now be used to obtain the relation between the translational diffusion constant of a given system and the one for a system which has been obtained by rescaling the former by a factor f :

$$D_{CM}^{(f)} = f^{-2\gamma} D_{CM} \quad . \quad (6)$$

The corresponding characteristic time scale is defined as $\tau = l/v$, with l a typical distance between consecutive collisions and v the velocity of the center of mass of the rod in the absence of obstacles. From the equipartition theorem for the energy we find $\langle v^2 \rangle = 2k_B T / \lambda L$, i.e., $v \sim L^{-1/2}$. Therefore, the characteristic time will scale as $\tau^{(f)} = f^{3/2} \tau$, leading to $D_{CM}^{(f)} = f^{1/2} D_{CM}$. Thus, from Eq. (6) we have $\gamma = -1/4$, and Eq. (5) is transformed into the scaling law:

$$D_{CM} \rho^{1/4} = k_{CM} (L^2 \rho)^{-\delta} \quad . \quad (7)$$

Fig. 4 shows the calculated values of $D_{CM} \rho^{1/4}$ for the investigated densities and rod lengths (left set of data). As for D_R , a crossover is observed at $L^2 \rho = \zeta_1 = 1.4$, indicating a change also in the translational dynamics for rods longer than $(\zeta_1/\rho)^{1/2}$. Though a systematic shift is obtained for increasing ρ , a description in terms of the scaling law (7) is reasonably good for $\rho < 10^{-2}$, where values of $D_{CM} \rho^{1/4}$ change by less than a factor of 2 for a variation of density by more than a factor of 100. If one considers only the range $L^2 \rho < \zeta_1$, also the data for $\rho = 3 \cdot 10^{-2}$ follows the master curve quite nicely. In any case, it seems that the validity of the approximations

used to obtain Eq. (7) -factorization Ansatz and neglecting thickness of rods and obstacles- is more limited for the translational dynamics than for rotations.

We also mention that a better collapse of the data is obtained if we replace $\rho^{1/4}$ by $\rho^{0.35}$, see right set of data in Fig. 4. However, we do not really give an important physical meaning to this latter value of the exponent since it could just be the result of taking into account a correction to the trivial value 1/4 by lumping together finite size effects or higher order contributions to the right side of Eq. (7).

Except for the highest investigated density $\rho = 3 \cdot 10^{-2}$, the data in the range of $L^2\rho$ from $\zeta_1 = 1.4$ to $\zeta_2 = 22$ also seem to follow the scaling law (7), as can be seen in the inset in Fig. 4, where the dynamic exponent $\delta = 0.4$ is obtained from the best fit that fulfills continuity with the law $\delta = 0.7$ obtained for $L^2\rho < \zeta_1$. Finally, as shown by the breakdown of the scaling, it is clear that, at least for $\rho > 6 \cdot 10^{-3}$, the factorization Ansatz and/or neglecting finite size effects are no more good approximations for $L^2\rho > \zeta_2 = 22$, suggesting a further change in the translational dynamics for rods longer than $(\zeta_2/\rho)^{1/2}$. In the next section we will come back to this observation.

Some insight about the coupling between the rotational and translational degrees of freedom can be obtained from investigating the validity of the Stokes-Einstein-Debye relation $D_{CM}\tau_R = c$, where c is a constant and τ_R the rotational relaxation time [21]. We define this latter quantity as the time where the correlation function $\langle \cos \Delta\phi(t) \rangle$ decays to e^{-1} . Here $\Delta\phi(t)$ is the angular displacement at time t from the initial orientation of the rod at $t = 0$, and brackets denote the ensemble average. First we deduce a scaling law for τ_R by introducing a factorization Ansatz $\tau_R = k_{\tau_R} \rho^\sigma (L^2\rho)^\eta$. Thus, it is found that $\tau_R^{(f)} = f^{-2\sigma} \tau_R$, where $\tau_R^{(f)}$ is the rotational relaxation time in the system that has been scaled by a factor of f . As argued above, we also have the relation $\tau_R^{(f)} = f^{3/2} \tau_R$. Therefore $\sigma = -3/4$ and we obtain the scaling law

$$\tau_R \rho^{3/4} = k_{\tau_R} (L^2\rho)^\eta \quad . \quad (8)$$

As can be seen in Fig. 5, data fulfill the latter equation, with a crossover from an exponent $\eta = 0.7$ to $\eta = 2.7$ at $L^2\rho = \zeta_1 = 1.4$, i.e., at the same value of $L^2\rho$ as the crossover observed for the rotational diffusion constant, again indicating a change in the rotational dynamics for rods longer than $(\zeta_1/\rho)^{1/2}$.

From Eqs. (7) and (8) we now obtain a scaling law for the product $D_{CM}\tau_R$:

$$D_{CM}\tau_R\rho = k_{SED} (L^2\rho)^{\eta-\delta} \quad . \quad (9)$$

Thus, if for a given density ρ the Stokes-Einstein-Debye relation is fulfilled, the dynamic exponents δ and η , for the scaling laws of respectively D_{CM} and τ_R , must cancel each other. This cancellation is indeed fulfilled within the error bar for $L^2\rho < \zeta_1$ as shown in Fig. 6. (Recall that we have obtained $\delta = 0.7$ from Fig. 4, and $\eta = 0.7$

from Fig. 5.) Thus, the Stokes-Einstein-Debye relation is violated for rods longer than $(\zeta_1/\rho)^{1/2}$, in analogy with the phenomenon of enhanced translational diffusion observed in supercooled liquids -with temperature as control parameter-, close to the glass transition [22,23].

V. DISCUSSION

From the investigation of the rotational diffusion constant and relaxation time, we have observed two different dynamic regimes for rods shorter and longer than a crossover length $\ell_1 = (\zeta_1/\rho)^{1/2}$, with $\zeta_1 = 1.4$. i.e., $\ell_1 = 1.2\rho^{-1/2}$. This crossover has also been observed for the translational dynamics. Moreover, for the latter, a second crossover, apparently not present for the rotational dynamics (see Fig. 3), has been obtained. The corresponding crossover length is $\ell_2 = (\zeta_2/\rho)^{1/2}$, with $\zeta_2 = 22$, i.e., $\ell_2 = 4.7\rho^{-1/2}$. For the density $\rho = 10^{-2}$, corresponding to the trajectories represented in Fig. 1, the crossover lengths are $\ell_1 = 12$ and $\ell_2 = 47$. Therefore, the latter trajectories correspond to rods in the three dynamic regimes separated by ℓ_1 and ℓ_2 .

In order to understand the physical meaning of the observed crossover lengths, we try to relate them with some characteristic length present in the host medium. For this, it must be taken into account that a set of points distributed randomly in the plane does not show a homogeneous configuration, as e.g., in a liquid. On the contrary, it consists of clusters of close points and big holes, see Fig. 7. It can be expected that the size and shape of these holes are related to the relaxation dynamics of the rods at short and intermediate time scales since they will determine how far the rod can propagate without hitting an obstacle. Typically such holes are not circular but rather elliptic, as can be recognized from Fig. 7. Due to the strong disorder present in the configuration of the obstacles, one should expect a wide distribution for the size of the holes and in the following we present a well defined method to determine such a distribution. The algorithm goes as follows:

- 1) Pick a random point Q in the plane. (Note that with probability one this will not be an obstacle.)
- 2) Look for the three nearest obstacles O_1, O_2, O_3 that enclose Q .
- 3) Select (randomly) one of the three sides $O_i O_j$ of the triangle $O_1 O_2 O_3$.
- 4) Choose randomly one of the remaining obstacles, O_{new} , with the conditions that i) The triangle $O_i O_j O_{\text{new}}$ does not enclose any other obstacle and ii) The polygon $O_1 O_2 O_3 O_{\text{new}}$ has only internal angles $\psi < \pi$.
- 5) If i) and ii) are fulfilled, the initial triangle is expanded to the new polygon $O_1 O_2 O_3 O_4$, with $O_4 \equiv O_{\text{new}}$. If not, O_{new} is removed as a candidate to expand the initial triangle from the side $O_i O_j$, and we repeat step 3) and 4) until we are able to expand the initial triangle.

We now repeat steps 3) \rightarrow 5) (note that now in step 3) we have a polygon of order $n > 3$ instead of a triangle) until i) and ii) are not fulfilled by anyone of the remaining obstacles and the polygon $O_1 O_2 \dots O_n$ cannot be expanded any more. Thus this procedure has generated the “largest” possible convex polygon that has Q in its interior and obstacles at its corners. Note that each point Q will have several such polygons, since steps 3) and 4) contain a random element.

To characterize the shape of each of these closed polygons we calculate its tensor of inertia (by taking mass unity for each corner of the polygon). The two eigenvalues of this tensor can be used to define the ellipse of inertia, which in turn can be used (by means of $A_{\max}/2$ and $A_{\min}/2$, its major and minor semi-axis, respectively) to characterize the shape of the elliptic hole associated with the polygon.

An illustration of this procedure is given in Fig. 7. As mentioned above, the resulting polygon (and associated ellipse of inertia) to a given point Q are generally not unique, and different random selections of the lower-order polygon sides and of the remaining obstacles in the consecutive upgrading steps can lead to a different final polygon. This arbitrariness finds its corresponding part in the dynamics of the rods in that there the trajectory depends not only on the initial location of a rod but also on the direction of its initial velocity. However it must be stressed that we are investigating quantities as diffusion constants or relaxation times that are obtained as averages over an *ensemble* of rods. Thus we will try below to relate the observed features for these latter quantities with the *average* size of the elliptic holes in the host medium.

To measure the size and shape of the local elliptic holes we used, for a large number of random points Q , and a few times for each Q , the above described algorithm. This allowed us to obtain the distribution of the minor, $g_{\min}(A_{\min})$, and major axis, $g_{\max}(A_{\max})$, which are shown in Fig. 8 for a density $\rho = 10^{-2}$. The distribution $g_{\min}(A_{\min})$ is rather asymmetric and shows a noticeable tail. It can be well described (see Fig. 8) by a Gamma distribution $g_{\min}(A_{\min}) = (z/e)^z (A_{\min}/\bar{A}_{\min})^{z-1} \exp[-z(A_{\min} - \bar{A}_{\min})/\bar{A}_{\min}] (\Gamma(z)\bar{A}_{\min})^{-1}$. In this expression \bar{A}_{\min} is the average minor axis, z is a dimensionless shape parameter, and $\Gamma(z)$ is the Gamma function for z [24]. The fitting procedure yields the values $\bar{A}_{\min} = 12$ and $z = 2.7$. The standard deviation, given by $\sigma = \bar{A}_{\min}/\sqrt{z}$, is $\sigma = 7$. On the other hand, the distribution of major axis is rather symmetric and can be well described by a Gaussian $g_{\max}(A_{\max}) = \exp[-(A_{\max} - \bar{A}_{\max})^2/2\sigma^2]/\sqrt{2\pi}\sigma$, with an average value $\bar{A}_{\max} = 47$ and a standard deviation $\sigma = 14$. Obviously, for any other density ρ the corresponding average axis -and analogously for the standard deviations- will be simply obtained by a scaling relation

$$\bar{A}(\rho) = \bar{A}_0(\rho_0/\rho)^{1/2} \quad (10)$$

where A_0 corresponds to the -minor or major- average

axis for the reference density $\rho_0 = 10^{-2}$. Thus from Eq. (10) we find the relations $A_{\min} = 1.2\rho^{-1/2}$ and $A_{\max} = 4.7\rho^{-1/2}$.

We have shown that there are two characteristic length scales in a random host medium: the averages of the minor and of the major axes of the elliptic holes. These latter values nicely match respectively the first, ℓ_1 , and second crossover length, ℓ_2 , observed for the diffusion constants. From these correspondences we obtain immediately a simple physical picture for the dynamics of the rod. The system has one rotational degree of freedom and two translational ones. The latter can be decomposed into components parallel to the minor and major axes of the local elliptic hole. For rods of length $L < \bar{A}_{\min}$, rotations and translations are, on average, hindered only weakly by infrequent collisions with the obstacles. Therefore, the trajectories will look like those of a typical Brownian particle, as has been shown in Fig. 1 for $L = 3$, and the translational and rotational dynamics will be basically isotropic.

When crossing the first characteristic length \bar{A}_{\min} , the rod, on average, will not be able to pass transversally between obstacles that have a distance less than \bar{A}_{\min} , and many of the relaxation channels that correspond to a motion perpendicular to the minor axis will be suppressed due to collisions. At the same time also large angle rotations will be strongly suppressed. These effects will result in the observed dynamic crossover seen in D_{CM} and D_{R} .

As can be recognized in the trajectory for $L = 39$ in Fig. 1, no big blobs are present, in contrast to that for $L = 3$. Certainly, due to the hindrance on the transversal motions, rods of the former size cannot perform narrow closed loops, and big blobs are not formed in the time scale of the simulation. The breakdown of the isotropy of the dynamics also explains why the Stokes-Einstein-Debye relation is violated for sufficiently long rods. For supercooled liquids close to the glass transition temperature, such a violation is explained as the result of the formation of fluidized domain bottlenecks which are efficient for the translational diffusion of the molecules but not for rotational relaxation [25]. A similar picture can be established for the generalized Lorentz gas: though transversal motion is strongly hindered, the rod can escape from the local cage formed by the neighbors by a longitudinal motion, -i.e., by moving through a bottleneck between neighboring holes. Though this mechanism will result in a significant spatial decorrelation, it will not change very much the orientation of the rod, and a complete angular decorrelation will take place only for a long displacement from the initial position. As a consequence, translational dynamics will be strongly enhanced in comparison with rotations, leading to the breakdown of the Stokes-Einstein-Debye relation.

As there is only one rotational degree of freedom, no further crossovers will be observed for D_{R} before the expected glass transition at large $L^2\rho$. However, a second crossover will be observed for D_{CM} when crossing \bar{A}_{\max} , due to suppression of relaxation channels through the

major axis. Since now rods are on average longer than the holes, transversal motion will be strongly hindered, leading to the quasi-linear paths observed for $L = 79$ in Fig. 1. It is worthwhile to remark that within this physical interpretation, in the general n -dimensional case where holes are hyperellipsoids, n dynamic crossovers should be observed for D_{CM} -though it would probably be difficult to separate them except for very small densities. In contrast to this the $n - 1$ rotational degrees of freedom (around the $n - 1$ principal axis perpendicular to the rod) are equivalent by symmetry and hence only a single crossover should be observed for D_{R} also in the general n -dimensional case. Experimental and computational tests of these predictions would certainly be interesting.

Finally, as we have mentioned above, for sufficiently large values of $L^2\rho$, the system should certainly show a “glass transition”, -in the sense of a transition from an ergodic to a non-ergodic state of zero diffusivity- both for the translational and for the orientational degrees of freedom, as it is observed for the formers in the original Lorentz gas. It is not clear whether the observed breakdown of the scaling for the translational diffusion constant at the largest values of $L^2\rho$ corresponds to the beginning of a decay to zero through some MCT-like power law $D_{\text{CM}} \sim (\zeta_c - L^2\rho)^\chi$ [4]. On the other hand, for the rotational diffusion constant no significant breakdown of the scaling has been observed, suggesting that for rotations the $L^2\rho$ -investigated range is still far from the glass transition. Simulations at larger values of $L^2\rho$ should shed light about this questions. Work in this direction is in progress.

VI. CONCLUSIONS

We have investigated, by means of molecular dynamics simulations, the dynamics of a rod in a random frozen environment for a wide range of rod length and density of obstacles. The calculated diffusion constants for rotation and translation of the center of mass can be scaled onto a master curve that has been deduced from simple scaling and kinematic arguments. The abrupt crossovers observed in the dynamic exponents take place when the rod length crosses two characteristic length scales: the average minor and major axis of the elliptic holes present in the random host medium. In analogy to the observation for supercooled liquids close to the glass transition, the Stokes-Einstein-Debye relation is violated for rods longer than the average minor axis of the elliptic holes. It is found that this effect can be understood by the longitudinal motion of the rod that leads to a fast decorrelation of the translational degrees of freedom but is inefficient for the rotational one.

ACKNOWLEDGMENTS

We thank E. Frey for useful discussions. A.J.M. acknowledges financial support from the Basque Government. Part of this work was supported by the European Community’s Human Potential Program under contract HPRN-CT-2002-00307, DYGLAGEMEM.

-
- [1] H. A. Lorentz, Arch. Neerl. **10**, 336 (1905).
 - [2] C. Bruin, Phys. Rev. Lett. **29**, 1670 (1972).
 - [3] B. J. Alder and W. E. Alley, J. Stat. Phys. **19**, 341 (1978).
 - [4] W. Götze, E. Leutheusser, and S. Yip, Phys. Rev. A **23**, 2634 (1981).
 - [5] W. Götze, E. Leutheusser, and S. Yip, Phys. Rev. A **24**, 1008 (1981).
 - [6] W. Götze, E. Leutheusser, and S. Yip, Phys. Rev. A **25**, 533 (1982).
 - [7] A. Masters, and T. Keyes, Phys. Rev. A **26**, 2129 (1982).
 - [8] T. Keyes, Phys. Rev. A **28**, 2584 (1983).
 - [9] J. Machta and S. N. Moore, Phys. Rev. A **32**, 3164 (1985).
 - [10] P. M. Binder and D. Frenkel, Phys. Rev. A **42**, R2463 (1990).
 - [11] M. T. Cicerone, F. R. Blackburn, and M. D. Ediger, J. Chem. Phys. **102**, 471 (1995).
 - [12] M. T. Cicerone and M. D. Ediger, J. Chem. Phys. **103**, 5684 (1995).
 - [13] L. Andreozzi, A. di Schino, M. Giordano, and D. Leporini, Europhys. Lett. **38**, 669 (1997).
 - [14] A. Taschin, R. Torre, M. Ricci, M. Sampoli, C. Dreyfus, and R. M. Pick, Europhys. Lett. **56**, 407 (2001).
 - [15] A. J. Moreno and W. Kob, Philos. Mag. (in press); cond-mat/0303510
 - [16] M. Doi, J. Phys. (Paris) **36**, 607 (1975).
 - [17] M. Doi and S. F. Edwards, J. Chem. Soc. Faraday Trans. **74**, 560 (1978).
 - [18] M. Fixmann, Phys. Rev. Lett. **55**, 2429 (1985).
 - [19] I. Teraoka, N. Ookubo, and R. Hayakawa, Phys. Rev. Lett. **55**, 2712 (1985).
 - [20] G. Szamel, Phys. Rev. Lett. **70**, 3744 (1993).
 - [21] P. A. Egelstaff, *An Introduction to the Liquid State* (Oxford University Press, Oxford, U.K., 1994).
 - [22] F. Fujara, B. Geil, H. Sillescu, and G. Fleischer, Z. Phys. B **88**, 195 (1992).
 - [23] M. D. Ediger, Ann. Rev. Phys. Chem. **51**, 99 (2000).
 - [24] M. Abramowitz and I. A. Stegun, *Handbook of Mathematical Functions* (Dover, New York, 1964).
 - [25] F. H. Stillinger and J. A. Hodgdon, Phys. Rev. E **50**, 2064 (1994).

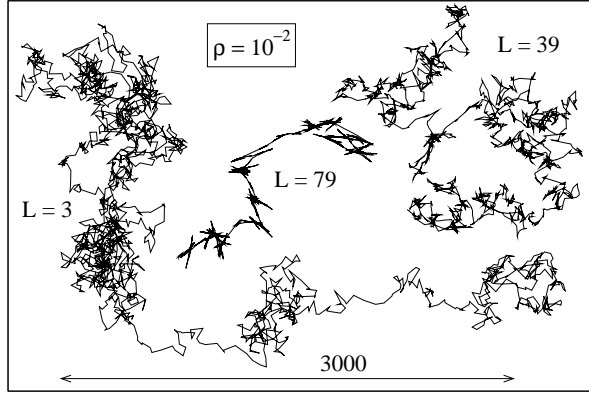


FIG. 1. Typical trajectories of the center of mass of a rod for $L = 3, 39$ and 79 at the density $\rho = 10^{-2}$. All them correspond to a simulation time $t_{\text{sim}} = 10^6$, with a time interval of 500 between consecutive plotted points. The arrow at the bottom indicates the length scale.

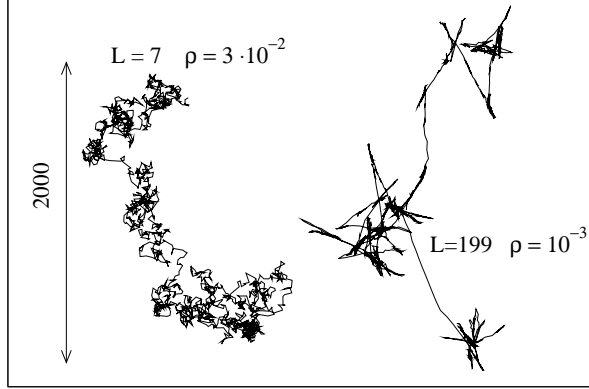


FIG. 2. Typical trajectories of the center of mass of the rod for $L = 7, \rho = 3 \cdot 10^{-2}$ and for $L = 199, \rho = 10^{-3}$. The simulation time and time interval between consecutive plotted points are the same as in Fig. 1.

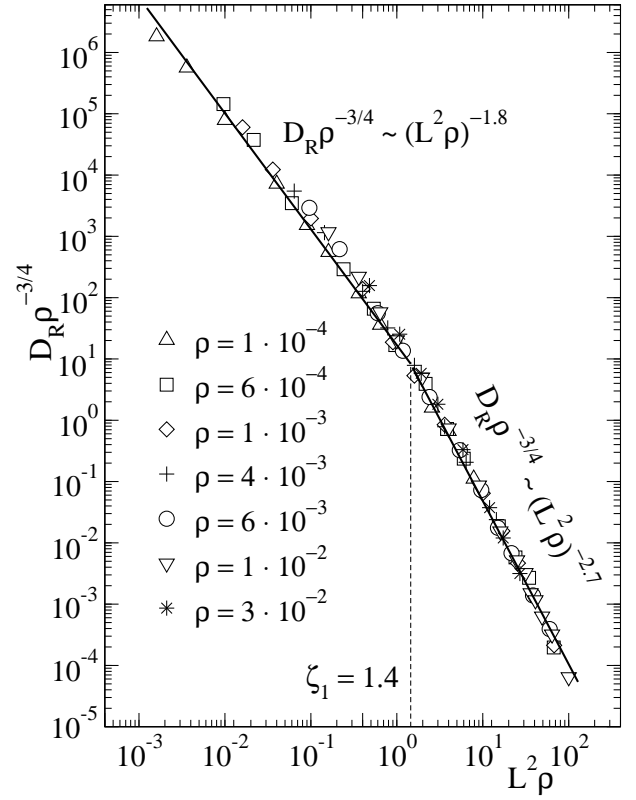


FIG. 3. Scaling law for the rotational diffusion constant. The solid lines are fits to power laws. The dynamic crossover at $L^2 \rho = \zeta_1$ is indicated.

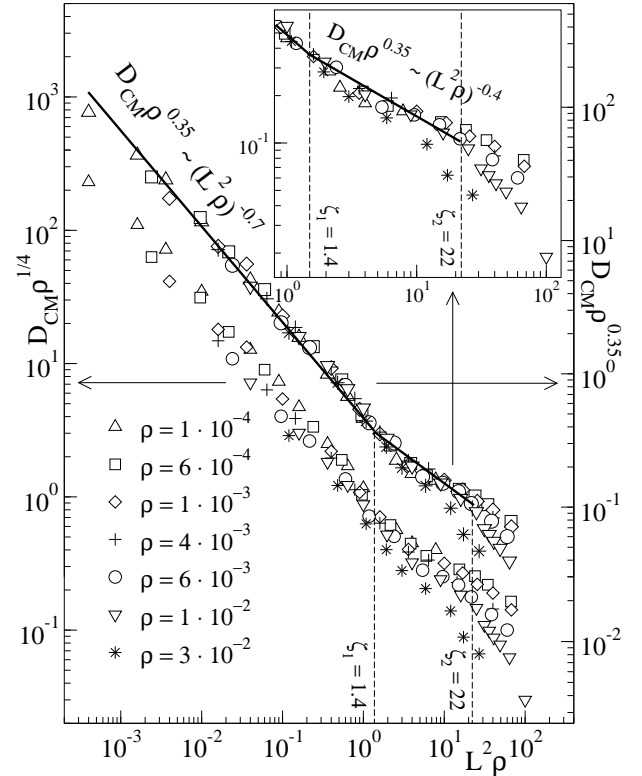


FIG. 4. As Fig. 3 for the translational diffusion constant of the center of mass. A double y -axis representation is used for clarity. The inset shows a magnification of the data $D_{\text{CM}}\rho^{0.35}$.

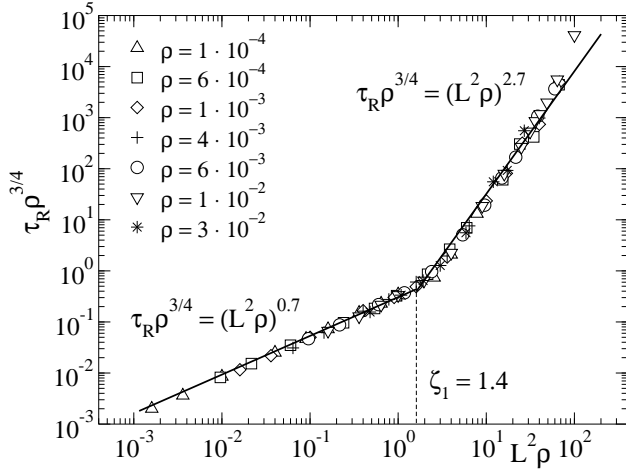


FIG. 5. Scaling law for the rotational relaxation time. Solid lines are fits to power laws.

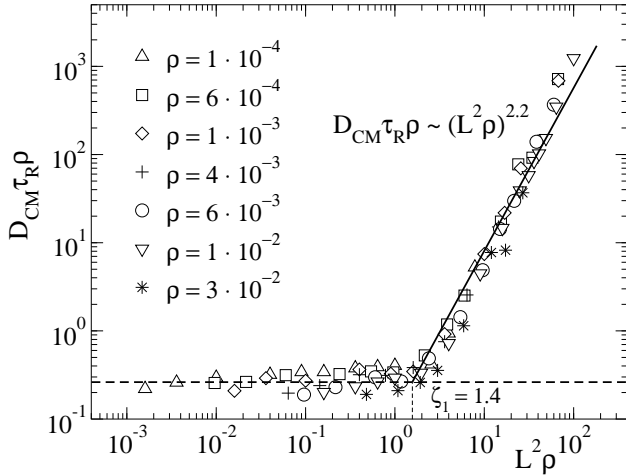


FIG. 6. Scaling law for the product $D_{\text{CM}}\tau_R\rho$ and violation of the Stokes-Einstein-Debye relation at large $L^2\rho$. The dashed horizontal line marks a constant value. The solid line is a fit to a power law.

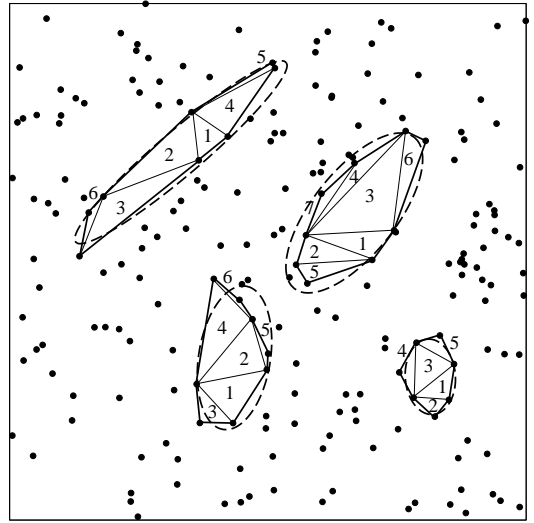


FIG. 7. An illustration of the method of construction of the elliptic holes in the random configuration of the obstacles (see text for details). The numbers indicate the order in which each triangle is added until the final polygon, defined by the thick segments, is formed. The corresponding ellipses of inertia are also shown.

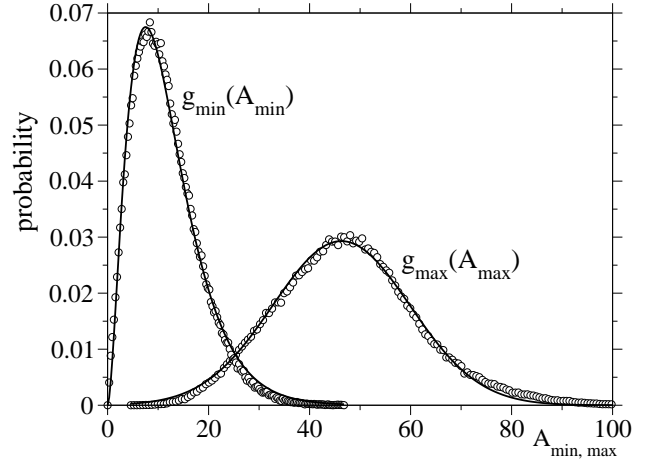


FIG. 8. Points: Distribution of the minor and major axis of the elliptic holes for a density $\rho = 10^{-2}$. Lines are fits to a Gamma and to a Gaussian function, respectively.