

Phase Dependence of Phonon Tunneling in Bosonic S-I-S Junctions

Ippei Danshita,* Nobuhiko Yokoshi, and Susumu Kurihara

Department of Physics, Waseda University, Okubo, Shinjuku, Tokyo, 169-8555, Japan

(Dated: January 28, 2020)

We consider the tunneling of phonon excitations across a potential barrier spatially separating two condensates with different macroscopic phases. We analyze the relation between the phase difference φ of two condensates and the transmission coefficient T by solving Bogoliubov-de Gennes equations. As a result, the transmission coefficient T is found to depend strongly on φ because of the φ -dependent quasi-bound state. We investigate some effects of spatial change of the condensate wave function on the tunneling of quasiparticle excitations. We also discuss the feasibility of observing the phase differences in experiments.

PACS numbers: 03.75.Lm, 05.30.Jp, 03.75.Kk

I. INTRODUCTION

The realization of the Bose-Einstein condensation (BEC) in a double-well potential, which is created by focusing far-off-resonant laser light into the center of a magnetic trap [1, 2], has attracted much attention. One can regard BECs in a double-well potential as a bosonic Superfluid-Insulator-Superfluid (S-I-S) junction like a fermionic Superconductor-Insulator-Superconductor (S-I-S) junction. One of the interesting aspects in this system is the problem of tunneling of collective excitations across a potential barrier. Recently, many interesting properties of the quasiparticle excitations in gaseous BECs have been probed experimentally with use of Bragg spectroscopy [2, 3, 4], and the behavior of quasiparticle excitations in the bosonic S-I-S junctions also may be probed in some real systems. Kagan *et al.* [5] predicted that the quasi-resonant tunneling (QRT) occurs in the continuous spectrum at low energy ε , due to the potential well produced by the condensate density which decreases in the vicinity of the barrier. The transmission coefficient of the collective excitations has a maximum value at $\varepsilon=0$, and decreases reduced as ε increases.

On the other hand, the macroscopic phase difference φ plays a key role in Bose condensed systems. The φ -dependent phenomena, such as Josephson effect and the matter wave interference, have been also vigorously studied [2, 6]. In addition, the problem of the tunneling of quasiparticles in the fermionic S-I-S junction has been studied in detail, and it is well known that the phase difference between two superconductors essentially affects the properties of the scattering at the boundary [7].

Here we focus on the significance of the parameter φ , and study the dependence of the tunneling of the collective excitations on φ by solving Bogoliubov-de Gennes equation (BdGE) with given boundary conditions. To elucidate some physical mechanisms of the QRT, we apply two types of the condensate wave functions to the BdGE. One is an inhomogeneous wave function which

declines and creates the potential well for quasiparticles in the vicinity of the barrier. The other is a constant wave function which does not decline even near the potential barrier. We find that the QRT occurs only in the former case. The transmission coefficient T depends strongly on φ , and it proves to vanish when the phase difference reaches $\pi/2$. Moreover, the quasi-resonance energy, which gives the maximum value of the transmission coefficient, shifts from zero to a finite value as the phase difference appears. We will show that the QRT and its remarkable φ -dependence originate in the existence of the quasi-bound state near the potential barrier induced by the condensate-produced potential well (CPPW).

The outline of the paper is as follows. In the following section, we introduce a formulation of the problem using the BdGE. In Sec. III, we solve the BdGE under boundary conditions and obtain the transmission coefficient as a function of ε and φ . In Sec. IV, some discussions of the QRT are given. Based on the probability density of the quasiparticles, we discuss the mechanisms of the QRT. The feasibility of observing the QRT in some real systems is also discussed. Conclusions and open questions are discussed in the final section.

II. BOGOLIUBOV DE-GENNES EQUATION AND MODEL POTENTIAL

We consider a cylindrical configuration formed by two condensates spatially separated by a potential barrier $V(x)$ at the absolute zero of temperature. We assume that in a direction perpendicular to the barrier (axial direction), the external field potential except the potential barrier is homogeneous, and the size L of the condensate is much larger than the healing length $\xi = \hbar/\sqrt{m\mu}$, where μ is the chemical potential. It is also assumed that the radial size of the system is so large that the system retains its three-dimensional (3D) feature. Since we take notice of the motion of quasiparticles in the axial direction, the problem is effectively one-dimensional (1D). We then begin with 1D BdGE in the dimensionless form

*Electronic address: danshita@kh.phys.waseda.ac.jp

written as

$$\begin{pmatrix} \bar{H}_0 & -\bar{\Psi}_0^2 \\ \bar{\Psi}_0^{*2} & -\bar{H}_0 \end{pmatrix} \begin{pmatrix} \bar{u} \\ \bar{v} \end{pmatrix} = \bar{\varepsilon} \begin{pmatrix} \bar{u} \\ \bar{v} \end{pmatrix}, \quad (1)$$

$$\bar{H}_0 = -\frac{1}{2} \frac{d^2}{d\bar{x}^2} - 1 + \bar{V}(\bar{x}) + 2|\bar{\Psi}_0|^2.$$

where we introduce the following notation:

$$\bar{x} = x/\xi, (\bar{\Psi}_0, \bar{u}, \bar{v}) = \sqrt{g/\mu}(\Psi_0, u, v), \quad (2)$$

$$\bar{V}(\bar{x}) = \bar{V}_0 \delta(\bar{x}) = V_0/\mu\xi \delta(\bar{x}), \quad \bar{\varepsilon} = \varepsilon/\mu.$$

Here, Ψ_0 is the wave function of the condensate and the coupling constant is $g = 4\pi\hbar^2 a_0/m$, with a_0 being s-wave scattering length. We model a delta function potential barrier $V(x) = V_0\delta(x)$ for simplicity. Experimental validity of this model is discussed in Sec. IV. We shall omit the bar for all variables in Eq. (2) hereafter. It is clear in Eq. (1) that the density of the condensates acts as a kind of potential to quasiparticles. Considering only the case $V_0 \gg 1$, one can approximately regard the wave function with the phase difference between two condensates as a static solution of Gross-Pitaevskii equation (GPE).

As for the condensate wave function Ψ_0 , two types of the condensate wave functions are considered as shown in Fig. 1 to make the role of the CPPW clear. One is an inhomogeneous wave function, which creates the CPPW, written as

$$\Psi_0(x) = \tanh(-x + x_0)\theta(-x) + \tanh(x + x_0)e^{i\varphi}\theta(x), \quad (3)$$

where $\theta(x)$ is a step function and $x_0 \approx 1/V_0$ for the sufficiently strong barrier. Only the phase difference is modulated from the exact solution of the static GPE.

The other is a constant condensate which does not have the CPPW. It is $\Psi_0(x) = \theta(-x) + e^{i\varphi}\theta(x)$. We stress that this is a kind of artificial reference model to elucidate the effect of the CPPW on the phonon tunneling. In fact, it is far from the exact solution of the static GPE for the potential barrier $V(x) = V_0\delta(x)$. We solve the BdGE with these two types of the condensate wave functions in the following section.

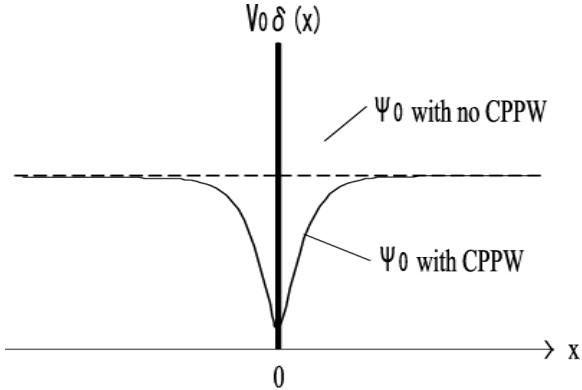


FIG. 1: The schematic picture of the potential for quasiparticles. Two types of condensate wave functions are shown: the solid line shows the one with CPPW and the dashed line shows the one with no CPPW.

III. CALCULATIONS AND RESULTS

A. Ψ_0 with no CPPW

At first, we consider the case of the constant condensate. In this case, the treatment of Eq. (1) is simple and straightforward. Accordingly, this model is not only useful to understand the role of the CPPW through comparison with the case of the condensate with the CPPW, but also instructive to get used to describing the tunneling of quasiparticles by the BdGE.

Since the system is homogeneous except for $x = 0$, $u(x)$ and $v(x)$ of Eq. (1) can be expanded by plain waves as $(u(x), v(x)) = L^{-1/2} \sum_{k \neq 0} e^{ikx} (u_k, v_k)$, and we have

$$\begin{pmatrix} \frac{1}{2}k^2 + 1 & -e^{2i\varphi\theta(x)} \\ e^{-2i\varphi\theta(x)} & -(\frac{1}{2}k^2 + 1) \end{pmatrix} \begin{pmatrix} u_k \\ v_k \end{pmatrix} = \varepsilon_k \begin{pmatrix} u_k \\ v_k \end{pmatrix}. \quad (4)$$

With regard to certain eigenvalue ε , there are four solutions of Eq. (4) which consist of two scattering states and two bound states. They are

$$\begin{pmatrix} u_{1,2} \\ v_{1,2} \end{pmatrix} = \begin{pmatrix} \eta \\ \zeta \end{pmatrix} e^{\pm ikx}, \quad \begin{pmatrix} u_{3,4} \\ v_{3,4} \end{pmatrix} = \begin{pmatrix} \zeta^* \\ -\eta^* \end{pmatrix} e^{\pm qx},$$

$$\eta(\varepsilon) = e^{i\varphi\theta(x)} \sqrt{(\Omega + \varepsilon)/2\varepsilon}, \quad (5)$$

$$\zeta(\varepsilon) = e^{-i\varphi\theta(x)} \sqrt{(\Omega - \varepsilon)/2\varepsilon},$$

where

$$k(\varepsilon) = \sqrt{2(\Omega - 1)}, \quad q(\varepsilon) = \sqrt{2(\Omega + 1)}, \quad \Omega = \sqrt{1 + \varepsilon^2}. \quad (6)$$

It is noted that there exist the scattering states for quasiparticles whose energy is lower than the condensate potential, because the energy spectrum of quasiparticles is gapless in contrast to the case of the superconductor. According to Eq. (6), the bound-state energy is not discrete but continuous while the scattering states' energy corresponds to the Bogoliubov spectrum. Moreover, it is obvious from Eq. (5) that the bound states do not satisfy the normalization condition:

$$\frac{1}{L} \int dx (|u(x)|^2 - |v(x)|^2) = 1, \quad (7)$$

because they decay exponentially at $|x| \gg 1$. Accordingly, the bound states must coexist with the scattering states. This means that the bound states have a finite lifetime, then quasiparticles transit from the bound states to the scattering states. Therefore, these bound states are not real bound states but quasi-bound states.

Two independent eigenfunctions of Eq. (4) corresponding to two types of scattering process are yielded by omitting divergent components. One is the process in which a bogolon-like quasiparticle (bogolon) incomes from the left-hand side ($\psi^L(x)$), and the other from the right-hand side ($\psi^R(x)$). Here we consider the former

written as

$$\psi^L(x) = \begin{pmatrix} u^L \\ v^L \end{pmatrix} = \begin{cases} \begin{pmatrix} u_1 \\ v_1 \end{pmatrix} + A^L \begin{pmatrix} u_2 \\ v_2 \end{pmatrix} \\ + B^L \begin{pmatrix} u_3 \\ v_3 \end{pmatrix}, & x < 0, \\ C^L \begin{pmatrix} u_1 \\ v_1 \end{pmatrix} + D^L \begin{pmatrix} u_4 \\ v_4 \end{pmatrix}, & x > 0, \end{cases} \quad (8)$$

The coefficients A^L , B^L , C^L , and D^L correspond to bogolon reflection, quasi-bound state reflection, bogolon transmission, and quasi-bound state transmission, respectively. They are functions of the energy ε and the phase difference φ . The boundary conditions at $x = 0$ yield four equations to determine all the coefficients

$$\psi^L(-0) = \psi^L(+0), \quad \left. \frac{d\psi^L}{dx} \right|_{-0} = \left. \frac{d\psi^L}{dx} \right|_{+0} - 2V_0\psi^L(0). \quad (9)$$

Solving Eq. (9), we get

$$\begin{aligned} A^L &= -\Omega(\Omega V_0(V_0 + q) + \sin\varphi)/Z^L, \\ B^L &= k \sin\varphi(q + ik)(\Omega \cos\varphi - i\varepsilon \sin\varphi)/2Z^L, \\ C^L &= -k \Omega(V_0 + q)(\varepsilon \cos\varphi - i\Omega \sin\varphi)/Z^L, \\ D^L &= k \Omega \sin\varphi(2V_0 + q - ik)/2Z^L, \\ Z^L &= \Omega^2 V_0(V_0 + q) + \sin^2\varphi - ik(\Omega^2(V_0 + q) - \frac{\sin^2\varphi}{2}). \end{aligned} \quad (10)$$

The relations between the coefficients in ψ^L and the ones in ψ^R are

$$\begin{aligned} A^L(\varepsilon, -\varphi) &= A^R(\varepsilon, \varphi), \quad B^L(\varepsilon, -\varphi) = B^R(\varepsilon, \varphi), \\ C^L(\varepsilon, -\varphi) &= C^R(\varepsilon, \varphi), \quad D^L(\varepsilon, -\varphi) = D^R(\varepsilon, \varphi). \end{aligned} \quad (11)$$

The transmission coefficient $T \equiv |C^L|^2$ is shown in Fig. 2(b). It exhibits no QRT and little dependence on the phase difference [8]. On the other hand, the probability amplitudes for quasi-bounded components, B^L and D^L , depends strongly on φ . Their absolute values are, however, too small to induce the QRT. We will mention this problem in detail in Sec. IV.

B. Ψ_0 with CPPW

The formulation developed in the previous section is applicable to the condensate wave function of Eq. (3). Substituting Eq. (3) into the BdGE, one can obtain four particular solutions analytically [5] under the boundary

condition for $|x| \gg 1$. They are

$$\begin{aligned} u_n(x) &= C e^{ik_n x} \left[\tanh(|x| + x_0) - \text{sgn}x \frac{ik_n}{2\varepsilon} \right. \\ &\quad \times (\varepsilon + 1 - \tanh^2(|x| + x_0)) \\ &\quad \left. + \frac{k_n^2}{2\varepsilon} \tanh(|x| + x_0) - \text{sgn}x \frac{ik_n^3}{2\varepsilon} \right] e^{i\varphi\theta(x)}, \\ v_n(x) &= C e^{ik_n x} \left[\tanh(|x| + x_0) - \text{sgn}x \frac{ik_n}{2\varepsilon} \right. \\ &\quad \times (\varepsilon - 1 + \tanh^2(|x| + x_0)) \\ &\quad \left. - \frac{k_n^2}{2\varepsilon} \tanh(|x| + x_0) + \text{sgn}x \frac{ik_n^3}{2\varepsilon} \right] e^{-i\varphi\theta(x)}, \end{aligned} \quad (12)$$

where $k_{1,2} = \pm k$, $k_{3,4} = \mp iq$, and the normalization factor $C = (2\varepsilon)^{-1/2}$. Two solutions when $n=1, 2$ are scattering states while $n=3, 4$ are quasi-bound states. Superposing these states as in the previous subsection, we consider the process in which the excitations come

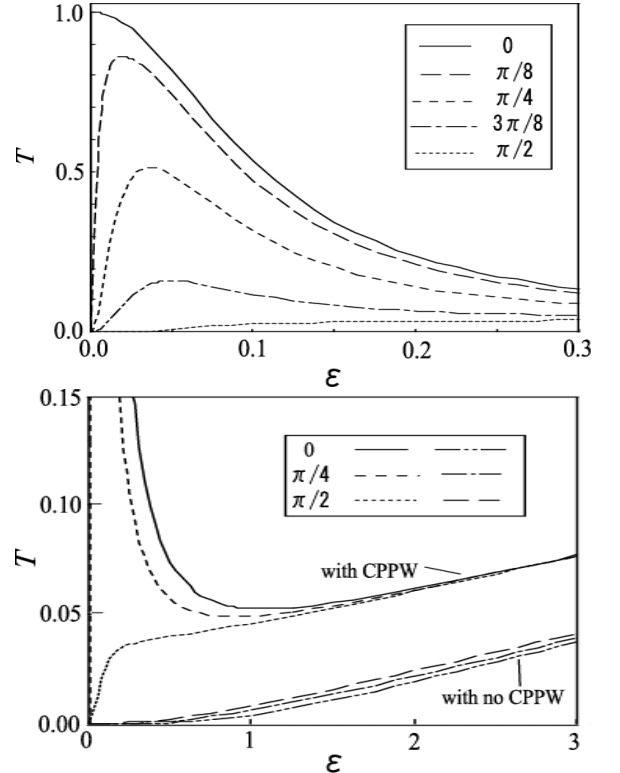


FIG. 2: The transmission coefficient T as a function of ε and φ , where $V_0 = 10$. (a) T s at low energy with $\varphi = 0$, $\varphi = \pi/8$, $\varphi = \pi/4$, $\varphi = 3\pi/8$ and $\varphi = \pi/2$ are shown. Ψ_0 has CPPW. (b) T s in the cases of both Ψ_0 with CPPW and Ψ_0 without CPPW are shown up to a higher energy region.

from the left-hand side written as

$$\psi^l(x) = \begin{pmatrix} u^l \\ v^l \end{pmatrix} = \begin{cases} \begin{pmatrix} u_1 \\ v_1 \end{pmatrix} + a^l \begin{pmatrix} u_2 \\ v_2 \end{pmatrix} \\ + b^l \begin{pmatrix} u_3 \\ v_3 \end{pmatrix}, & x < 0, \\ c^l \begin{pmatrix} u_1 \\ v_1 \end{pmatrix} + d^l \begin{pmatrix} u_4 \\ v_4 \end{pmatrix}, & x > 0, \end{cases} \quad (13)$$

The boundary conditions Eq. (9) determine all the coefficients in Eq.(13). Adopting low energy approximation $\varepsilon \ll 1$, in which the excitation spectrum is phonon-like, and a sufficiently strong barrier $V_0 \gg 1$, we can obtain analytical solutions of them within the first order of ε or $1/V_0$,

$$\begin{aligned} a^l &= ((\varepsilon V_0)^2(1 + 5/2V_0) + \sin^2\varphi(1/4 + 1/V_0))/z^l, \\ b^l &= -\varepsilon(\varepsilon V_0/2 + \varepsilon(6 - \sin^2\varphi - 2\sin 2\varphi)/8 \\ &\quad + i \sin^2\varphi(1/4 + V_0/2))/z^l, \\ c^l &= (i \varepsilon V_0 \cos\varphi(1 + 7/2V_0) - 2\varepsilon^2 V_0 \sin\varphi)/z^l, \\ d^l &= \varepsilon^2(\cos\varphi(V_0/2 + 3/4) - \sin\varphi/2)/z^l, \\ z^l &= (\varepsilon V_0)^2(1 + 5/2V_0) - \sin^2\varphi(1/4 + 1/V_0) \\ &\quad + i \varepsilon V_0(1 + 7/2V_0 - \sin^2\varphi/4V_0). \end{aligned} \quad (14)$$

The coefficients of ψ^r , which corresponds to the process in which a bogolon comes from the right-hand side, are also given by Eq. (11). The transmission coefficient $T = |c^l|^2$ as functions of ε at $\varphi = 0, \pi/8, \pi/4, 3\pi/8$ and $\pi/2$ are shown in Fig. 2. In Fig. 2(a) we see that the transmission coefficient has a peak at certain energy. This means that the QRT occurs if there exists the CPPW. In the region far from this quasi-resonance point, T increases with ε in a conventional way as shown in Fig. 2(b). It is seen in Fig. 2(a) and Fig. 2(b) that T has five striking features with respect to the QRT and φ -dependence:

- (i) The perfect QRT with $T = 1$ occurs at $\varepsilon = 0$ and $\varphi = 0$. This agrees with the result of Kagan [5].
- (ii) The quasi-resonance energy ε_{qr} , which yields the maximum value of T , depends on φ as $\varepsilon_{qr} \approx \frac{1}{2V_0}|\sin\varphi|$.

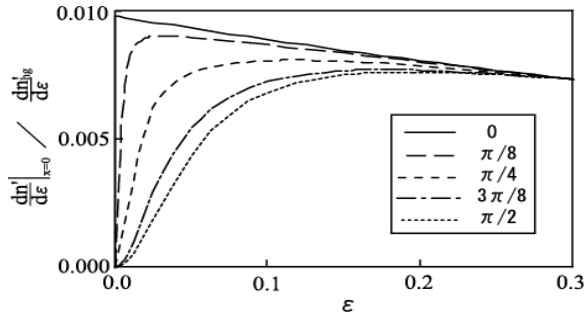


FIG. 3: The ratio of the EDLD at $x = 0$ to the one in a homogeneous system as a function of ε and φ , where $V_0 = 10$.

- (iii) The maximum value of T is approximately proportional to $\cos^2\varphi$, and the collective excitations at low energy come to be perfectly reflected by the potential barrier as φ approaches $\pi/2$.

- (iv) The resonance-peak width is the order of $1/V_0$.

- (v) φ -dependence of T disappears as energy of the excitations increases in the region $\varepsilon > 1$.

As shown in the features (ii) and (iii), the transmission coefficient T has π -periodicity regarding the phase difference φ . That is attributed to the fact that the condensate wave function Ψ_0 does not behave as the potential for the quasiparticles in the BdGE, but $|\Psi_0|^2$, Ψ_0^2 and Ψ_0^{*2} do. Other insights provided by these features are discussed in Sec. IV.

The dependence of coefficients a^l, b^l, c^l and d^l on the phase difference inevitably leads to the φ -dependence of physical quantities concerning the quasiparticle excitations in this system. For example, we focus on the density of excited particles in the vicinity of the barrier potential, *i.e.* the local depletion at $x \rightarrow 0$. One can describe the local depletion [9] by using $v^l(x)$ and $v^r(x)$ as

$$\begin{aligned} n'(x) &= \sum_{\mathbf{n}} |v_{\mathbf{n}}(x)|^2 \\ &= \frac{1}{L} \sum_{k>0} (|v_k^l(x)|^2 + |v_k^r(x)|^2) \\ &= \frac{1}{2\pi\xi} \int_0^\infty dk (|v_k^l(x)|^2 + |v_k^r(x)|^2) \\ &= \int_0^\infty d\varepsilon \frac{dn'}{d\varepsilon}. \end{aligned} \quad (15)$$

The energy derivative of the local depletion (EDLD) $dn'/d\varepsilon$ at $x = 0$ indicates what energy particles are localized near the barrier potential. In general, the EDLD in homogeneous 1D Bose condensed systems has infrared divergence [2]. However, since here we are interested in the 1D dynamics of quasiparticles in a 3D Bose condensed system, this divergence is not a physically essential problem but an inconvenience caused by the simplification of calculation procedure. Thus, we compute the ratio of $dn'/d\varepsilon$ at $x = 0$ to the one in the homogeneous system, in which the divergent components are cancelled. It is

$$\begin{aligned} &\frac{dn'}{d\varepsilon} \Big|_{x=0} / \frac{dn'_{hg}}{d\varepsilon} \\ &= \frac{|v_1 + a^l v_2 + b^l v_3|^2 + |c^r v_2 + d^r v_3|^2}{2(\Omega - \varepsilon)}, \end{aligned} \quad (16)$$

where $dn'_{hg}/d\varepsilon = (\Omega - \varepsilon)/2\pi\xi\Omega k$. It is remarkably suppressed around the quasi-resonant energy as shown in Fig. 3.

IV. DISCUSSION

A. Mechanism of the QRT

The comparison of both results shows that the QRT does not occur without the CPPW. This property is quite different from that in the case of fermionic S-I-S junction [7], where the spatially constant order parameter with no proximity effect induces the resonant tunneling. That is interpreted as a picture in which the QRT occurs through the quasi-bound states induced by the CPPW. Comparing the probability density of the quasi-bound states with the one of the incident component makes this interpretation easier to understand. The probability density of each component of Eq. (8) or Eq. (13) is defined by $(|u_1(x)|^2 - |v_1(x)|^2)$ for incident bogolons ($x < 0$) and transmitted bogolons ($x > 0$), $|b^l|^2(|v_3(x)|^2 - |u_3(x)|^2)$ for quasi-bound states on the left side. When there is no CPPW, the probability density of the quasi-bound states even at $x = 0$ is much smaller than the one of the incident component. As a result, the quasi-bound states hardly affect the tunneling behavior of quasiparticles, and the QRT cannot be induced.

In contrast, the presence of the CPPW changes the whole situation. Within the zeroth order of ε and $1/V_0$,

the probability densities of the quasi-bound states at $x = 0$ on the left side and the right side are

$$|b^l(\varepsilon, \varphi)|^2(|v_3(-0)|^2 - |u_3(-0)|^2) \simeq ((\varepsilon V_0)^2 + \frac{\sin^4 \varphi}{4})/2|z^l|^2 \sim |c^l(\varepsilon, \varphi = 0)|^2/2, \quad (17)$$

$$|d^l(\varepsilon, \varphi)|^2(|v_4(+0)|^2 - |u_4(+0)|^2) \simeq ((\varepsilon V_0)^2 \cos^2 \varphi)/2|z^l|^2 = |c^l(\varepsilon, \varphi)|^2/2, \quad (18)$$

respectively, while the ones of the incident component and the transmitted component are

$$(|u_1(-0)|^2 - |v_1(-0)|^2) \simeq \frac{1}{2}, \quad (19)$$

$$|c^l(\varepsilon, \varphi)|(|u_1(+0)|^2 - |v_1(+0)|^2) \simeq \frac{1}{2}|c^l(\varepsilon, \varphi)|, \quad (20)$$

respectively. The exact values of the probability densities at $x = 0$ of the left quasi-bound state and the transmitted component are shown in Fig. 4. We can see from Eq. (17) that the φ -dependence of the probability density around the quasi-resonance point of the left quasi-bound state is not so strong. Even for $\varphi = \pi/2$, it is comparable to the one of the incident component. This allows us to say that the incident bogolon with quasi-resonance energy transfers to the left quasi-bound states with no regard to the value of φ . On the other hand, Eq. (18), (20) and Fig. 4(a) show that in a low energy region the probability density of the transmitted component is nearly equal to the one of the right quasi-bound state. This means that the QRT occurs when the quasi-bound state penetrates the potential barrier. The φ -dependence of the EDLD shown in Fig. 3 reflects the property that the probability density of the right quasi-bound state and the transmitted component reduce as the phase difference increases. In the region $\varepsilon > 1$, the quasi-bound state does not exist, and the probability density of the transmitted component loses the φ -dependence and increases in a conventional way (Fig. 4(b)). Thus, the QRT occurs through the quasi-bound states induced by the CPPW, and the φ -dependence of the QRT stems from the one of the quasi-bound states.

As mentioned above, the lifetime of the quasi-bound state is finite, and we can estimate it by using the uncertainty relation $\Delta t \Delta \varepsilon \sim \hbar$ between the lifetime Δt and the half width $\Delta \varepsilon$. Since $\Delta \varepsilon \propto 1/V_0$, $\Delta t \propto \hbar V_0$. In other words, the high barrier potential deepens the CPPW and extends the lifetime of the quasi-bound state.

B. Observation of the QRT

In order to describe realistic parameters properly, we add the bars to the dimensionless parameters again as in the Eq. (2). For the realization of the QRT in experimental setups, the values of two parameters with length dimension are restricted. One is the barrier width d , which corresponds to thickness of the laser light. The

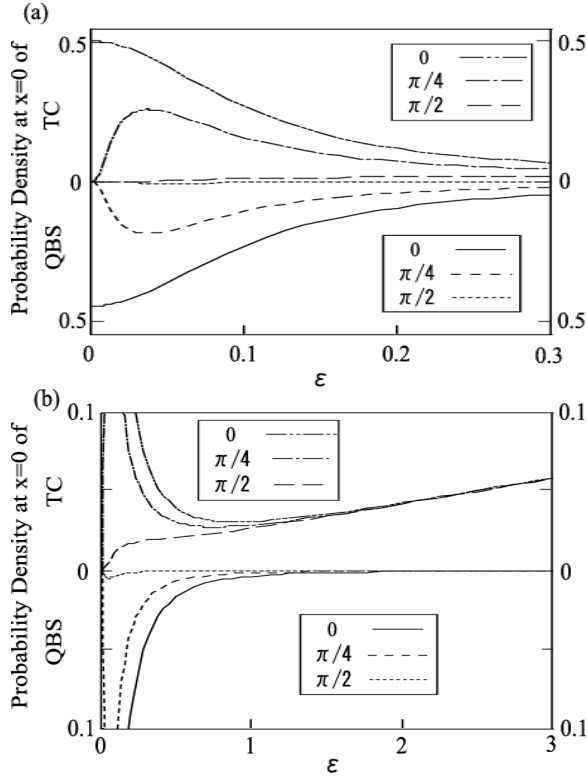


FIG. 4: The probability densities at $x = 0$ of the right quasi-bound state (QBS) and the transmitted component (TC) as a function of ε and φ , where $V_0 = 10$. (a) They are shown in a low energy region. (b) They are shown up to a higher energy region.

other is the system size, which is the longitudinal length of the system L in a homogeneous system or the axial Thomas-Fermi radius R in a cigar-shaped harmonic oscillator. The healing length ξ and the barrier intensity V_0 determine the restrictions.

First we take the barrier width d into account. So far, the δ -function barrier potential is assumed. However, the width of a potential barrier crucially suppresses the quasi-resonant tunneling of the low energy excitations. [5] The wave functions of the excitations have an asymptotic behavior $e^{-\gamma_0|x|}$ under the potential barrier, where $\gamma_0 = \sqrt{\frac{2m}{\hbar^2}(V - \mu)}$ and V is the barrier height. The overlap of both sides' wave functions has to be finite so that the excitations transmit across the barrier potential. Therefore, the width should be $\gamma_0 d/2 \sim 1$, and one can write this condition in terms of the barrier potential square measure $\bar{V}_0 \equiv Vd/\mu\xi$ as

$$d/\xi \sim \frac{\bar{V}_0 - \sqrt{\bar{V}_0^2 - 8}}{2}. \quad (21)$$

This relation shows us that $\xi \geq d$ when $\bar{V}_0 \geq 3$. In typical systems, the healing length ranges from ~ 50 nm to ~ 10 μm since its center density ranges from $\sim 5 \times 10^{15} \text{ cm}^{-3}$ to $\sim 10^{11} \text{ cm}^{-3}$ and the scattering length is ~ 5 nm [6]. Accordingly, it is desirable to have the width d as small as possible to satisfy Eq. (21). Since one can narrow down the laser beam waist, which corresponds to the barrier width, to the value comparable to the wavelength, the laser width can be $\sim 1 \mu\text{m}$ experimentally with barriers realized by a blue detuned laser.

Subsequently, we will give the restriction on the system size. In order to observe the QRT in some real systems, we have to excite bogolons with quasi-resonant energy $\bar{\epsilon}_{\text{qr}} \sim 1/2\bar{V}_0$. The QRT occurs in a low energy region, and the Bogoliubov spectrum is phonon-like there. The phonon excitations with the quasi-resonance energy are available if the axial size of the system L is larger than the wavelength $\lambda_{\text{qr}} \equiv 4\pi\bar{V}_0\xi$. Using the relations above and the known mass and scattering length for ^{23}Na , required values of the healing length and the system size can now be determined for any given barrier height. With a strong barrier $\bar{V}_0 = 10$ which was used for calculations in the previous section, $\xi \sim 5$ μm , $L \geq 600$ μm . In addition, choosing a rather small barrier $\bar{V}_0 = 3$, then $\xi \sim 1$ μm , $L \geq 40$ μm . If one can create the homogeneous Bose condensed system, the QRT is expected to occur.

On the other hand, a stricter restriction is required in a cigar-shaped harmonic trapping potential which is used in many experiments. Our formulation can be valid in the cigar-shaped system with the use of the local density approximation (LDA). The axial Thomas-Fermi radius R should be much larger than the wavelength λ_{qr} so that the LDA is applicable [2]. Even with a rather small barrier $\bar{V}_0 = 3$, $\xi \sim 1$ μm , $R \gg 40$ μm . The center density corresponding to $\xi \sim 1$ μm is $\sim 3 \times 10^{12} \text{ cm}^{-3}$, and the axial trapping frequency ω_z satisfying the above relation should be much smaller than 0.6 Hz. Since $\omega_z \geq 10$ Hz in

typical cigar-shaped trapping potentials, this condition is not realistic under the present situation. Although the QRT of low energy excitations specific to the trapping frequency may be possible, it cannot be described in our theory.

While it is sure that the cigar-shaped trap is the mainstream to create BECs, the creation of BECs in wire-based magnetic traps on atom tips, so-called the side guide, is succeeded in many recent experiments [11, 12, 13]. The wire on the atom tips can produce a two-dimensionally confining trap together with a homogeneous external bias field, and Krüger *et al.* [10] realized such a trap and temporarily confined bosons not in the BEC phase. If some sort of repulsive potential such as blue-detuned laser lights is put on each end of the trap, one can obtain a desired homogeneous configuration. Since there is no restriction on elongating the system size L in principle, the strong barrier $\bar{V}_0 = 10$ may be valid in this system.

Utilizing the Bragg pulse, one can stimulate the condensate into phonon excitations with the quasi-resonant energy. Moreover, one can detect the phonon transmitted across the barrier by the time of flight absorption images. Therefore, the observation of the QRT may be possible in an optimized setup.

The dramatic φ -dependence of the QRT described in the feature (ii) and (iii) enables us to determine or estimate the phase difference between two condensates by measuring the tunneling of collective excitations. The feature (ii) means that the phase difference between two condensates is determined if we measure the quasi-resonance energy. Such measurement is valid for the system with a sufficiently strong barrier potential, but it is useless for the system with a rather weak barrier in which the QRT mingles with the normal tunneling. In this case, the estimation of φ by measuring the maximum value of T at the quasi-resonance energy is useful. The phase difference is near $n\pi$ if most excitations at low energy transmit across the potential barrier, while it is near $(n + 1/2)\pi$ if most excitations at low energy are reflected by the potential barrier, where n is an arbitrary integer. This way of estimating the phase difference is more likely to succeed experimentally than determination by measuring the quasi-resonance energy since the φ -dependent part of the energy shift is very small.

V. CONCLUSION

In summary, we have investigated the φ -dependence of the tunneling of collective excitations in bosonic S-I-S junctions by solving BdGE under boundary conditions. Some significant features, concerning the φ -dependence of the QRT, have been found.

Comparing the results of two types of the condensate wave function, we have ensured that the QRT occurs through the quasi-bound states induced by the CPPW. The φ -dependence of the QRT is also caused by the quasi-

bound states. The incident quasiparticles transfer to the quasi-bound states near the potential barrier, and stay there for finite time. If the phase difference is zero, the quasi-bound states can spread across the potential barrier, and the quasiparticle transfer to the transmitted component through the quasi-bound states. As the phase difference increases, the penetration of the quasi-bound states through the barrier becomes small, and the QRT is suppressed as a consequence.

We have discussed the feasibility of observing the QRT in experiments. We expect that gaseous BECs in some homogeneous systems can be realized with use of side guides. The QRT may be observed in such systems. In a present cigar-shaped trapping system, the QRT cannot be described in our framework due to the problem of the system size. The low energy excitations in a harmonic trap are different from phonon, and study of tunneling of such collective excitations would be necessary.

While the three-dimensional collision process of atoms

is assumed in our study, the BECs in the side guides can acquire a quasi-one dimensional character by increasing the radial frequency of the trap. It is well known that the quasi-1D Bose gas is quite different from the 3D Bose gas [2]. It is interesting to study the one-dimensional effects from the standpoint of the phonon tunneling.

Acknowledgments

The authors would like to thank T. Kimura and S. Takei for fruitful comments and discussions. The work is partly supported by a Grant for The 21st Century COE Program (Holistic Research and Education center for Physics of Self-organization Systems) at Waseda University from the Ministry of Education, Sports, Culture, Science and Technology of Japan.

-
- [1] M. R. Andrews, C. G. Townsend, H.-J. Miesner, D. S. Durfee, D. M. Kurn and W. Ketterle, *Science* **275**, 637 (1997).
 - [2] L. P. Pitaevskii and S. Stringari, *Bose-Einstein Condensation* (Oxford Science Publications, 2003)
 - [3] D. M. Stamper-Kurn, A. P. Chikkatur, A. Görlitz, S. Inouye, S. Gupta, D. E. Pritchard, and W. Ketterle, *Phys. Rev. Lett.* **83**, 2876 (1999); J. Stenger, S. Inouye, A. P. Chikkatur, D. M. Stamper-Kurn, D. E. Pritchard, and W. Ketterle, *Phys. Rev. Lett.* **82**, 4569 (1999); J. M. Vogels, K. Xu, C. Raman, J. R. Abo-Shaeer, and W. Ketterle, *Phys. Rev. Lett.* **88**, 060402 (2002).
 - [4] J. Steinhauer, R. Ozeri, N. Katz, and N. Davidson, *Phys. Rev. Lett.* **88**, 120407 (2002); R. Ozeri, J. Steinhauer, N. Katz, and N. Davidson, *Phys. Rev. Lett.* **88**, 220401 (2002); N. Katz, J. Steinhauer, R. Ozeri, and N. Davidson, *Phys. Rev. Lett.* **89**, 220401 (2002); J. Steinhauer, N. Katz, R. Ozeri, N. Davidson, C. Tozzo, and F. Dalfovo, *Phys. Rev. Lett.* **90**, 060404 (2003).
 - [5] Yu. Kagan, D. L. Kovrizhin, and L. A. Maksimov, *Phys. Rev. Lett.* **90**, 130402 (2003).
 - [6] A. J. Leggett, *Rev. Mod. Phys.* **73**, 307 (2001).
 - [7] A. Furusaki and M. Tsukada, *Physica B* **165+166**, 967 (1990); *Solid State Commun.* **78**, 299 (1991)
 - [8] Although we have stated in our previous paper that the QRT occurs in the case of the constant condensate, that is misleading. I. Danshita, N. Yokoshi, and S. Kurihara, *J. Low Temp. Phys.* **134**, 737 (2004).
 - [9] A. Griffin, *Phys. Rev. B* **53**, 9341 (1996).
 - [10] P. Krüger, X. Luo, M. W. Klein, K. Brugger, A. Haase, S. Wildermuth, S. Groth, I. Bar-Joseph, R. Folman, and J. Schmiedmayer, *Phys. Rev. Lett.* **91**, 233201 (2003).
 - [11] W. Hänsel, P. Hommelhoff, T. W. Hänsch, and J. Reichel, *Nature (London)* **413**, 498 (2001).
 - [12] A. E. Leanhardt, A. P. Chikkatur, D. Kielpinski, Y. Shin, T. L. Gustavson, W. Ketterle, and D. E. Pritchard, *Phys. Rev. Lett.* **89**, 040401 (2002).
 - [13] H. Ott, J. Fortagh, G. Schlotterbeck, A. Grossmann, and C. Zimmermann, *Phys. Rev. Lett.* **87**, 230401 (2001).