

# Pacemakers in randomly coupled oscillator networks

Hiroshi Kori<sup>1,2,\*</sup> and Alexander S. Mikhailov<sup>2</sup>

<sup>1</sup>*Department of Physics, Graduate School of Sciences, Kyoto University, Kyoto 606-8502, Japan*

<sup>2</sup>*Abteilung Physikalische Chemie, Fritz-Haber-Institut der Max-Planck-Gesellschaft, Faradayweg 4-6, 14195 Berlin, Germany*

(Dated: 20.FEB.2004)

Dynamical properties of networks of identical phase oscillators with random asymmetric connections in presence of a pacemaker are analytically and numerically investigated. We find that the entrainment threshold is strongly sensitive to the topology of connections and mainly determined by the depth of a network, defined as the mean forward distance of its elements from the pacemaker.

PACS numbers: 05.45.Xt, 89.75.Fb, 87.18.Sn

Pacemakers are wave sources in distributed oscillatory systems typically associated with a local group of elements having a higher oscillation frequency. Target patterns, generated by pacemakers, were the first complex wave patterns observed in the Belousov-Zhabotinsky system [1]. Pacemakers play an important role in functioning of the heart [2] and in the collective behavior of *Dictyostelium discoideum* [3]. They are also observed in large-scale ecosystems [4]. In addition to the pacemakers produced by local heterogeneities in the medium [5], self-organized pacemakers in uniform birhythmic media have been theoretically studied [6]. While the majority of related investigations have so far been performed for systems with local diffusive coupling between the elements, pacemakers can also operate in oscillator networks with complex connection topologies. The circadian rhythm in mammals is a daily variation of 24 hours that regulates basic physiological processes in such animals [7]. It is produced by a complex network of neurons forming the so-called suprachiasmatic nucleus (SCN) [8]. As recently shown, this oscillator network undergoes spontaneous synchronization in absence of any environmental input, but its intrinsic synchronization period is then significantly longer than 24 hours [9]. Therefore, the actual shorter rhythm results from the environmental entrainment and must be externally imposed. The entrainment is mediated by direct photic inputs from eyes into the SCN, which undergo periodic daily variation. However, it is known that only a distinct subset of neurons in this network is directly influenced by photic inputs [10]. Hence, functioning of this particular neural system is crucially dependent on the ability of the entire complex network to become entrained by an external pacemaker. Analogous behavior can also be expected, for example, in heterogeneous arrays of globally coupled electrochemical oscillators where synchronization and entrainment have been experimentally demonstrated [11].

To understand operation of pacemakers in networks with complex connection topologies, action of a pacemaker in a *random* oscillator network should first be investigated. In this Letter, networks of identical phase oscillators with randomly generated asymmetric connec-

tions are considered. A pacemaker is introduced as a special element whose oscillations have a higher frequency and are not influenced by the rest of the system. Depending on the pacemaker frequency and the strength of coupling, the pacemaker can entrain the entire network. We find that the principal role in determining the entrainment threshold in random networks is played by the depth of a network, defined as the mean forward distance of its elements from a pacemaker. Our analytical and numerical analysis reveals that the entrainment is strongly sensitive to the connection topology and much facilitated in shallow networks.

We consider a system of  $N + 1$  phase oscillators, one of them being a pacemaker. The model is given by a set of evolution equations [12] for the oscillator phases  $\phi_i$  and the pacemaker phase  $\phi_0$ ,

$$\begin{aligned}\dot{\phi}_i &= \omega - \frac{\kappa}{pN} \sum_{j=1}^N A_{ij} \sin(\phi_i - \phi_j) - \mu A_{i0} \sin(\phi_i - \phi_0), \\ \dot{\phi}_0 &= \omega + \Delta\omega.\end{aligned}\tag{1}$$

The topology of network connections is determined by an asymmetric random matrix  $\mathbf{A}$ , such that  $A_{ij} = 1$  with probability  $p$  and  $A_{ij} = 0$  otherwise ( $i, j = 0, 1, 2, \dots, N$ ). Both incoming and outgoing connections are chosen independently and at random. The element with  $i = 0$  is special and represents a pacemaker. Its frequency is increased by  $\Delta\omega$  with respect to the frequency  $\omega$  of all other oscillators. The pacemaker is not affected by other elements. The coupling between the elements in the network, except the pacemaker, is characterized by strength  $\kappa$ . The strength of coupling from the pacemaker to the elements is determined by the parameter  $\mu$ . Note that in absence of a pacemaker such networks undergo autonomous phase synchronization at the natural frequency  $\omega$ . Without loss of generality, we may put  $\omega = 0$  and  $\Delta\omega = 1$  by going into a rotating frame, rescaling as  $\kappa \rightarrow \kappa/\Delta\omega$ ,  $\mu \rightarrow \mu/\Delta\omega$ , and using a different time unit. In our numerical and analytical investigations, the rescaled coupling  $\kappa$  is chosen as a control parameter.

The presence of a pacemaker imposes a hierarchical organization, important for the network entrainment. For any node  $i$ , its distance  $h$  with respect to the pacemaker

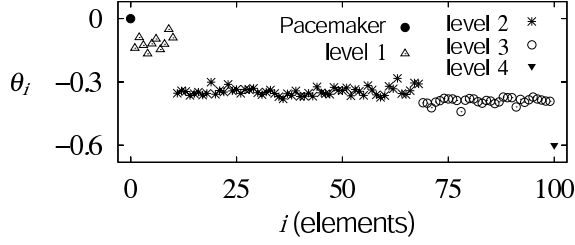


FIG. 1: Phases of elements in the entrained state;  $N = 100$ ,  $p = 0.1$ ,  $\kappa = 60$  and  $\mu = 70$ .

is given by the length of the minimum forward path separating this node from the pacemaker. All  $N_1$  elements in the group directly connected to the pacemaker have distances  $h = 1$ , the next elements which are connected to the elements from this group have distances  $h = 2$ , etc. Thus, the whole network is divided into a set of levels, each characterized by a certain forward distance  $h$  from the pacemaker. The set of numbers  $N_h$  is an important property of a network. The *depth*  $L$  of a given network, which is the mean distance from the pacemaker to the entire network, is introduced as  $L = (1/N) \sum_h h N_h$ . It should be noticed that such reordering of the network nodes is based solely on the forward connections, extending down the hierarchy, and does not depend on the distribution of the reverse (upward) connections in this system.

For a random network with connectivity  $p$ , characteristic numbers of elements occupying various levels can be found. The expected number of the first level is  $\bar{N}_1 = pN$ . The other numbers are determined by applying iterations  $\bar{N}_{h+1} = (1 - \sum_{k=1}^h \bar{N}_k)[1 - (1-p)^{\bar{N}_h}]$ . Note that in a particular realization of a random network, the actual level populations  $N_h$  shall deviate from their statistical predictions.

Simulations have been performed for networks of size  $N = 100$  starting with random initial conditions for phases of all oscillators. For each oscillator, its effective long-time frequency  $\omega_i$  was computed as  $\omega_i = T^{-1} [\phi_i(t_0 + T) - \phi_i(t_0)]$  with  $T = t_0 = 200$ . They show that the response of a network to the introduction of a pacemaker depends on the strength  $\kappa$  of coupling between the oscillators. When this coupling exceeds a certain threshold (and coupling  $\mu$  to the pacemaker is also sufficiently strong), the pacemaker entrains the whole network (i.e.,  $\omega_i = 1$  for all elements  $i$ ). The frozen relative phases  $\theta_i = \phi_i - \phi_0$  of all oscillators in the entrained state of a random network are displayed in Fig. 1. Here, the elements are sorted according to their hierarchical levels. Despite random variations, there is a clear statistical correlation between the phases of oscillators and their positions in the hierarchy; the phases tend to decrease for the deeper levels.

The entrainment threshold  $\kappa_{cr}$  can be analytically estimated. We consider a network which has  $n$  levels with

some populations  $N_1, N_2, \dots, N_n$ . In an approximate analysis, we assume that the states of all oscillators inside a particular level are identical and characterized by the same phase  $\phi_h$ . Then, the network dynamics is described by a set of equations for the relative phases  $\theta_h = \phi_h - \phi_0$ ,

$$\begin{aligned} \dot{\theta}_h &= -1 - \frac{\kappa}{pN} \sum_{j=h-1}^n m_{hj} \sin(\theta_h - \theta_j) \text{ for } h = 2, \dots, n, \\ \dot{\theta}_1 &= -1 - \mu \sin \theta_1 - \frac{\kappa}{pN} \sum_{j=2}^n m_{1j} \sin(\theta_1 - \theta_j), \end{aligned} \quad (2)$$

where  $m_{hj}$  is the average number of connections leading from all elements in level  $j$  to an element in level  $h$ . By definition of hierarchical levels,  $m_{hj} = 0$  if  $j < h - 1$ . For a random network with connectivity  $p$ , the quantities  $m_{hj}$  can be estimated. According to the construction of levels, any element in level 2 must have at least one incoming connection from the group of  $N_1$  elements in level 1. Under this restriction, the conditional probability that a given element in the second level actually has an incoming connection from a given element in the first level is  $p[1 - (1-p)^{N_1}]^{-1}$  and thus the average number of such incoming connections per single element is  $m_{21} = N_1 p [1 - (1-p)^{N_1}]^{-1}$ . Similar arguments show that  $m_{hj} = N_j p [1 - (1-p)^{N_j}]^{-1}$  for  $j = h - 1$ . On the other hand, the construction of hierarchical levels does not impose any restrictions on the reverse connections, leading from the deeper levels upwards. Thus, we have  $m_{hj} = N_j p$  for  $j > h$ .

Under entrainment conditions ( $\dot{\theta}_h = 0$  for any  $h$ ), Eqs. (2) can be solved analytically, yielding the values of  $\sin \theta_1$  and  $\sin(\theta_{h-1} - \theta_h)$  for a given network. Since  $|\sin x| \leq 1$ , the solution disappears, signaling the entrainment breakdown, whenever one of these values becomes larger than unity in its absolute magnitude. If this happens with the value for  $\sin \theta_1$ , the pacemaker cannot entrain already the nearest elements in the first level. We exclude such a possibility by assuming that coupling  $\mu$  between the pacemaker and its direct neighbors is sufficiently strong (a sufficient condition is  $\mu > 1 + \kappa$ ). Among the terms  $\sin(\theta_{h-1} - \theta_h)$ , the term  $\sin(\theta_1 - \theta_2)$  is almost always the largest. Thus, the synchronization between the first and the second levels is typically the first to break down, and this occurs when  $\sin(\theta_1 - \theta_2) = 1$ . This equation yields the entrainment threshold as a function of  $N_1, N_2, \dots, N_{n-1}$ . For example, when the network is composed by only three hierarchical levels (i.e.,  $n = 3$ ), the entrainment threshold is

$$\kappa_{cr} = \frac{N}{N_1} [1 - (1-p)^{N_1}] \left\{ 1 + \frac{N_3}{N_2} [1 - (1-p)^{N_2}] \right\}. \quad (3)$$

Note that since  $N_3 = N - N_1 - N_2$  and  $N_2 = (3-L)N - 2N_1$ , Eq. (3) also gives  $\kappa_{cr}$  as a function of  $L$  and  $N_1$ .

The validity of the analytical estimate using Eqs. (2) was tested for a large ensemble of different randomly

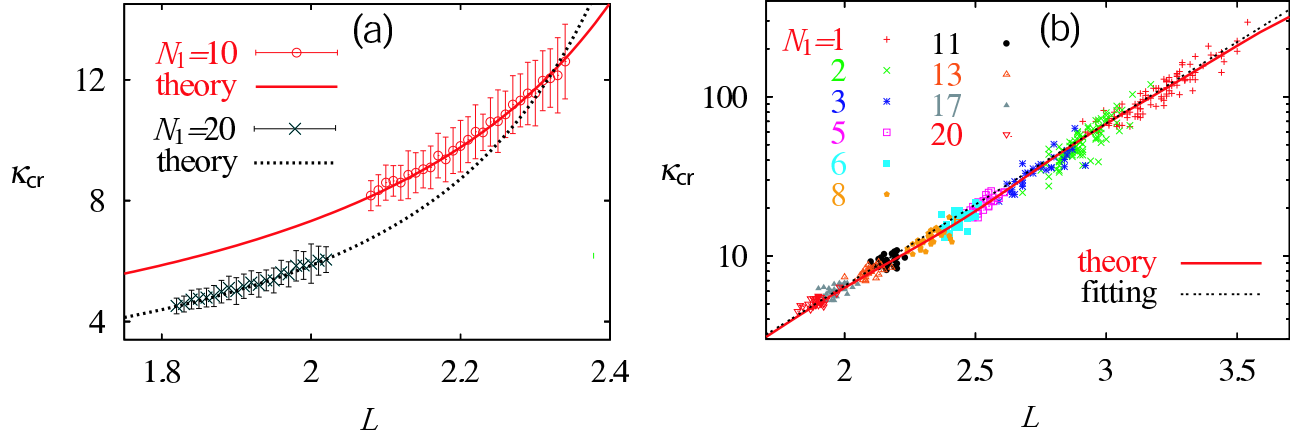


FIG. 2: (color online) Dependence of entrainment threshold on the depth  $L$  for an ensemble of random networks with  $N = 100$ ,  $p = 0.1$  and  $\mu = 200$ . (a) Numerical data for two selected groups of networks with  $N_1 = 10$  and  $20$  and respective analytical predictions (3). (b) Numerical data (90 data points for  $N_1 = 1$  and  $2$  and 30 points for other values of  $N_1$ ), the exponential fit and the analytical dependence for networks with up to four levels.

generated networks of size  $N = 100$  and connectivity  $p = 0.1$ . For each network in the ensemble, its depth  $L$  and the number  $N_1$  of elements in the first level were determined. Hence, the whole ensemble was divided into a set of groups, each characterized by certain values of  $L$  and  $N_1$ . For all networks, numerical simulations starting with random initial conditions were carried out at different coupling intensities and the value of critical coupling  $\kappa_{cr}$  was thus found for each of them.

In Fig. 2a, only the numerical data for two network groups with  $N_1 = 10$  and  $N_1 = 20$  is presented. For each value of  $L$ , fifty different random networks were taken. The symbols indicate the mean values of  $\kappa_{cr}$  and the bars show the statistical dispersion of data. In these groups, most networks are composed only by three levels, so that the estimate (3) is applicable. Though statistical variation is relatively large, the mean threshold values are seen to agree well with the theoretical predictions (3).

Figure 2b displays in the logarithmic scale the threshold values for a large set of networks with various depths and various numbers of elements in the first level. Each group with a certain  $N_1$  is displayed by using its own symbol (and its own color in the online version). Every such group generates a cluster of data points. Accumulation of clusters yields an effective dependence  $\kappa_{cr} = f(L)$  of the entrainment threshold on the network depth. Numerically, this dependence is relatively well fitted by an exponential with the exponent 2.35. Note that above  $L \simeq 2.5$  the networks typically have four levels.

The dependence  $\kappa_{cr} = f(L)$  can also be approximately obtained by using Eqs. (2). For random networks with a given number  $N_1$  of elements in the first level, mean numbers  $\bar{N}_h(N_1)$  of elements in deeper levels  $h \geq 2$  can be found. The mean depth of such networks can further be determined as  $\bar{L}(N_1) = (N_1 + \sum_{h=2}^n h \bar{N}_h)/N$  (this mean depth corresponds to the average position of the respec-

tive data cluster with a given value of  $N_1$  in Fig. 2b). By inverting the function  $L = \bar{L}(N_1)$ , the typical number  $\bar{N}_1(L)$  of elements in the first level in a network of depth  $L$  is then obtained. Then, mean numbers  $\bar{N}_h$  of elements in the deeper levels can also be determined as functions of  $L$ . Approximately replacing  $N_h$  by  $\bar{N}_h(L)$  in  $m_{hk}$  in Eqs. (2) and applying the threshold condition  $\sin(\theta_1 - \theta_2) = 1$ , we obtain a dependence  $\kappa_{cr} = f(L)$ . The bold curve in Fig. 2b shows this analytical dependence assuming that only four hierarchical levels are present. The analytical dependence is even in better agreement with the data than the exponential fit near  $L = 2.4$ .

Additionally, numerical simulations for the ensembles of random networks of the same size  $N = 100$  but different connectivities  $p$  between 0.05 and 0.20 have been performed. They reveal that the analytical estimate  $\kappa_{cr} = f(L)$  remains in good agreement with the numerical data. Statistical dispersion of data gets stronger for the networks with lower connectivities. The numerical data can also be relatively well fitted by using an exponential, with the exponent decreasing with  $p$ .

Despite a relatively strong variation of individual phases  $\theta_i$  seen in Fig. 1, the approximation of a constant phase within a given level, underlying Eqs. (2), is working rather well. This may be a consequence of self-averaging effectively taking place when contributions from different oscillators in the same level are summed up. Another theoretical prediction, based on this approximation, is that the entrainment of all elements in second and deeper levels should occur once a certain critical value  $\kappa_{cr}$  of the coupling strength is exceeded. This is indeed found in numerical simulations.

Next the behavior of networks below the entrainment threshold is considered. When  $\kappa < \kappa_{cr}$  and  $\mu$  is sufficiently large, only the elements in the first level remain entrained by the pacemaker and have the frequency

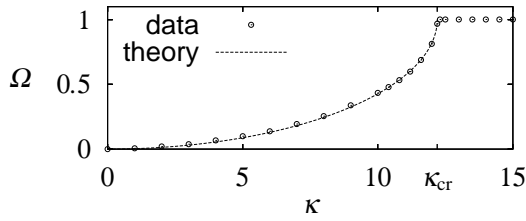


FIG. 3: Dependence of the mean frequency of elements in levels with  $h > 1$  on the coupling strength  $\kappa$  for  $N = 100$ ,  $p = 0.1$  and  $\mu = 100$ . The dashed line shows the theoretical dependence with  $\kappa_{cr}$  fitted to the numerical data.

$\omega_i = 1$ . The frequencies of elements in the second and deeper levels are lower,  $\omega_i < 1$ . Numerical simulations show that now the relative phases  $\theta_i = \phi_i - \phi_0$  are periodically varying with time, and the effective frequencies of elements in the second and deeper levels are identical. The elements spend relatively long time in a phase-locked state, then a phase slip occurs, and again a phase-locked state is maintained for the next time interval.

Figure 3 shows the mean frequency  $\Omega$  of levels with  $h > 1$  as a function of the coupling strength  $\kappa$ , obtained by numerical simulations for a fixed random network. As the coupling strength is increased, the frequency  $\Omega$  gradually grows and, above the entrainment threshold  $\kappa = \kappa_{cr}$ , becomes identical to the pacemaker frequency ( $\Omega = 1$ ). The numerical data for  $\kappa < \kappa_{cr}$  is well approximated by the theoretical dependence  $\Omega = 1 - \sqrt{1 - (\kappa/\kappa_{cr})^2}$ . This dependence is obtained as follows. We only consider networks composed by three levels. We again assume that the phases of oscillators are identical within each hierarchical level. We also assume that  $\theta_1$  and  $\theta_2 - \theta_3$  are constant. Furthermore, we neglect  $(1-p)^{N_2}$  in  $m_{hk}$  in Eqs. (2) [which is usually very small for large networks, e.g.,  $(1-p)^{N_2} \sim 2.0 \times 10^{-3}$  for  $N = 100$  and  $p = 0.1$ ]. Under such assumptions, Eqs. (2) yield  $\dot{\theta}_2 = -1 - (\kappa/\kappa_{cr}) \sin(\theta_2 - \psi_0)$  where  $\psi_0$  is constant. Its integration gives the above mentioned theoretical dependence.

Thus, our analytical and numerical investigations have shown that the depth of a random network is the main property determining its entrainment threshold. The critical coupling, needed to ensure entrainment for a pacemaker with a given frequency, increases approximately as an exponential of the network depth. This is in contrast with the behavior characteristic for linear arrays (chains) with local diffusive coupling between the neighbors, where the entrainment threshold is independent of the chain length that represents the depth of a linear array. The difference can be traced to the presence of long-range recursive connections, through which the elements from deep levels in a random network act back directly

on the elements in shallow levels. When the strength of coupling is fixed, only a pacemaker with a frequency  $\omega + \Delta\omega$  below a certain threshold can entrain the network. The maximum relative entrainment frequency  $\Delta\omega$  is inversely proportional to the dimensionless critical coupling  $\kappa_{cr}$ . Therefore, deep random networks can be synchronized only at a frequency which does not much differ from their natural oscillation frequency. We have checked that the reported results remain qualitatively valid when weak heterogeneity in the frequencies of individual oscillators is present and when the coupling function is slightly nonharmonic. Moreover, a similar dependence of entrainment on the depth has been found by us in preliminary investigations for random small-world networks. It should be further noted that our results remain valid when, instead of a pacemaker, external periodic forcing acts on a subset of elements. It is known that systems of coupled phase oscillators represent an approximation of various kinds of oscillator ensembles, including neural networks (see, e.g., [12, 13, 14]). Therefore, we expect that these results would be applicable for a broad class of oscillator networks with complex architectures.

Financial support by the Japan Society for Promotion of Science (JSPS) is gratefully acknowledged.

---

\* E-mail address: kori@ton.scphys.kyoto-u.ac.jp

- [1] A. N. Zaikin and A. M. Zhabotinsky, *Nature* **255**, 535 (1970).
- [2] A. T. Winfree, *The Geometry of Biological Time* (Springer, New York, 1980).
- [3] K. J. Lee, E. C. Cox, and R. E. Goldstein, *Phys. Rev. Lett.* **76**, 1174 (1996).
- [4] B. Blasius, A. Huppert and L. Stone, *Nature* **399**, 6734 (1999).
- [5] J. J. Tyson and P. C. Fife, *J. Chem. Phys.* **73**, 2224 (1980); M. Stich, A. S. Mikhailov, *Z. Phys. Chem.* **216**, 521 (2002).
- [6] see, e.g., M. Stich, M. Ipsen, and A. S. Mikhailov, *Phys. Rev. Lett.* **86**, 4406 (2001); M. Stich, M. Ipsen, and A. S. Mikhailov, *Physica D* **171**, 19 (2002).
- [7] R. Y. Moore, *Ann. Rev. Med.* **48**, 253 (1997).
- [8] E. E. Abrahamson and R. Y. Moore, *Brain Reserch* **916**, 172 (2001).
- [9] S. Yamaguchi *et.al.*, *Science* **302**, 1408 (2003).
- [10] S. J. Kuhlman *et.al.*, *J. Neurosci.* **23**, 1441 (2003).
- [11] I. Z. Kiss, Y. M. Zhai, and J. L. Hudson, *Science* **296**, 1676 (2002).
- [12] Y. Kuramoto, *Chemical Oscillations, Waves, and Turbulence* (Springer, New York, 1984).
- [13] Y. Kuramoto, *Physica D* **50**, 15 (1991).
- [14] H. Kori and Y. Kuramoto, *Phys. Rev. E* **63** 046214 (2001); H. Kori, *Phys. Rev. E* **68** 021919 (2003).