

Single-Ion Non-Fermi Liquid Behavior in $\text{Ce}_{1-x}\text{La}_x\text{Ni}_9\text{Ge}_4$

U. Killer,¹ E.-W. Scheidt,¹ G. Eickerling,¹ H. Michor,² J. Sereni,³ Th. Pruschke,⁴ and S. Kehrein⁵

¹CPM, Institut für Physik, Universität Augsburg, 86135 Augsburg, Germany

²Institut für Festkörperphysik, TU Wien, 1040 Wien, Austria

³Centro Atómico Bariloche, 8400 San Carlos de Bariloche, Argentina

⁴Institut für Theoretische Physik, Universität Göttingen, 37077 Göttingen, Germany

⁵TP III – EKM, Institut für Physik, Universität Augsburg, 86135 Augsburg, Germany

(Dated: February 8, 2020)

We report on specific heat and magnetic susceptibility measurements on the compound $\text{Ce}_{1-x}\text{La}_x\text{Ni}_9\text{Ge}_4$ for various concentrations ranging from the stoichiometric system with $x = 0$ to the dilute limit $x = 0.95$. Our data reveals single-ion scaling with the Ce-concentration and the largest ever recorded value of the electronic specific heat $\Delta c/T \approx 5.5 \text{ J K}^{-2} \text{ mol}^{-1}$ at $T = 0.08 \text{ K}$ for the stoichiometric compound $x = 0$ without any trace of magnetic order. While in the doped samples $\Delta c/T$ increases logarithmically below 3 K down to 50 mK , their magnetic susceptibility behaves Fermi liquid like below 1 K . These properties make the compound $\text{Ce}_{1-x}\text{La}_x\text{Ni}_9\text{Ge}_4$ a unique system on the borderline between Fermi liquid and non-Fermi liquid physics.

The investigation of metals with strong correlations among the electrons is a fundamentally important topic in modern solid state physics [1]. Landau's Fermi liquid theory incorporates the effect of electronic interactions into a renormalized electron mass m^* and is the paradigm for understanding low-temperature properties of metals. Since specific heat and magnetic susceptibility are proportional to m^* , a large enhancement of m^* over the free electron mass m_0 leads to large values of the specific heat and magnetic susceptibility in the heavy fermion (HF) systems [2]. Measurements of low-temperature specific heat and susceptibility can therefore reveal whether electronic correlations renormalize the Fermi liquid parameters or lead to non-Fermi liquid (nFL) behavior [3, 4]. The breakdown of Fermi liquid theory and the borderline between these regimes continues to attract much interest.

In this work we report on specific heat and magnetic susceptibility measurements on the HF-compound CeNi_9Ge_4 [5] that show pronounced nFL-behavior of the specific heat over one-and-a-half decade of temperature. In fact, this f-electron lattice system turns out to have the largest ever recorded value of the electronic specific heat at low temperature: $\Delta c/T \approx 5.5 \text{ J K}^{-2} \text{ mol}^{-1}$ at 0.08 K , without showing any trace of magnetic order. This Sommerfeld coefficient exceeds considerably the values observed in other non-magnetic (e.g. CeAl_3 , CeCu_6 or CeCuIn_2) or magnetic compounds (e.g. CeAl_2 , CePb_3 or CeAgIn_2) with $c/T \leq 1.6 \text{ J K}^{-2} \text{ mol}^{-1}$ [2, 6], and even the c/T value of Ce-systems tuned to their critical points (e.g. CePd_3B , with $c/T_{T \rightarrow 0} \leq 3.3 \text{ J K}^{-2} \text{ mol}^{-1}$ [6], CeCu_xAl_y , $\text{CeCu}_{6-x}\text{Au}_x$, $\text{CePd}_{1-x}\text{Ni}_x$ or Ce_7Ni_3 under pressure [7]).

Remarkably, our experiments reveal that the nFL-like logarithmic increase of the electronic specific heat $\Delta c/T$ in CeNi_9Ge_4 is proportional to the Ce-concentration in La-substituted samples $\text{Ce}_{1-x}\text{La}_x\text{Ni}_9\text{Ge}_4$, which suggests that a single-ion effect due to the Ce-ions is responsible for the exceptional low-temperature properties of the

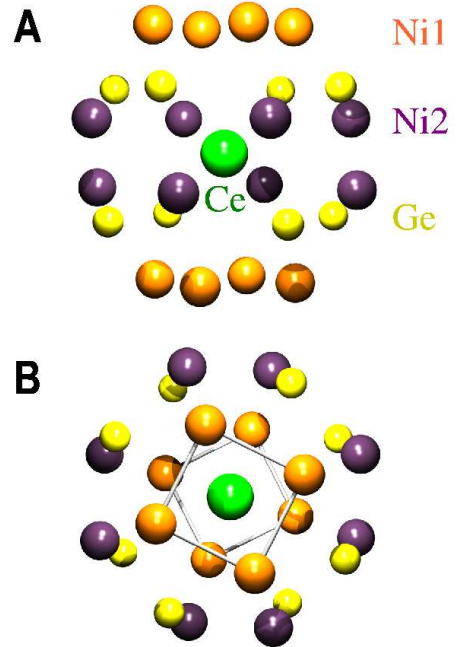


FIG. 1: A simplified representation of the threefold tetragonal antiprismatic environment of Ce: A) view along the crystallographic a-axis; B) view along the c-axis. In B the tetragonal faces of the antiprism formed by the eight Ni1 located at the 16k sites are indicated by squares which are rotated against each other by approximately 35° . Notice that the Ni2 and Ge reside at places with the same site symmetry (16l) [5].

doped compounds. While these observations preclude collective effects like the vicinity to a quantum phase transition as the cause of this nFL-behavior, the low-temperature behavior of $\text{Ce}_{1-x}\text{La}_x\text{Ni}_9\text{Ge}_4$ also poses a theoretical challenge in the framework of single-ion models: it is difficult to theoretically reconcile the observed nFL-behavior in the electronic specific heat with a Fermi liquid-like behavior of the magnetic susceptibility. The

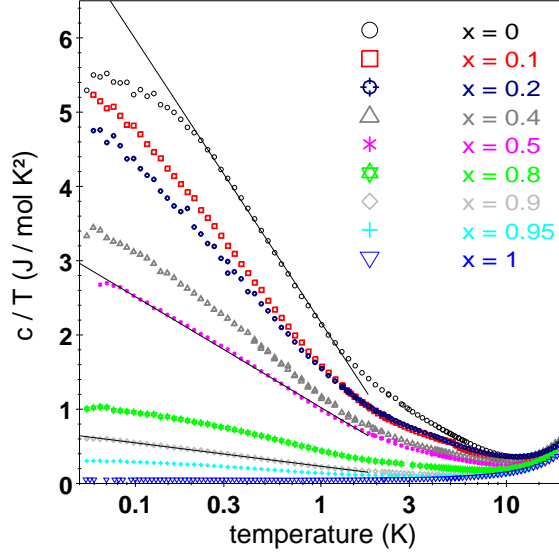


FIG. 2: The specific heat divided by temperature of $\text{Ce}_{1-x}\text{La}_x\text{Ni}_9\text{Ge}_4$. The three solid lines represent fits to the data with $c/T = \gamma_0 - a \ln T$ below 1.5K.

exceptional properties of the compound $\text{Ce}_{1-x}\text{La}_x\text{Ni}_9\text{Ge}_4$ are therefore not only remarkable from a materials science point of view, but also make it an interesting testing ground for theories of strongly correlated electronic systems

All polycrystalline samples $\text{Ce}_{1-x}\text{La}_x\text{Ni}_9\text{Ge}_4$ presented in this work were prepared by arc-melting of pure elements (Ce, 4N; La, 4N; Ni, 4N7; Ge, 6N) under a highly purified argon atmosphere. To obtain the highest possible homogeneity, the samples were flipped over four times and remelted. Subsequently the samples were annealed in an evacuated quartz glass tube for seven days at 1000°C. Powdered samples were investigated by standard X-ray techniques using $\text{CuK}\alpha$ radiation. CeNi_9Ge_4 crystallizes in a tetragonal structure with space group $I4/mcm$ and lattice parameters $a = 7.9701(1)\text{\AA}$ and $c = 11.7842(3)\text{\AA}$ [5]. The coordination of the Ce atoms is depicted in Fig. 1. Each Ce atom has the same threefold tetragonal antiprismatic environment formed by sixteen Ni and eight Ge neighbors. Replacement of the Ce-atoms by La leads to a slight volume expansion of about 0.6%. Both lattice parameters follow Vegard's law.

The dc-susceptibility measurements were performed with a commercial SQUID magnetometer for temperatures $1.8\text{K} < T < 400\text{K}$, and were completed in the low temperature region ($0.03\text{K} < T < 2.5\text{K}$) by ac-susceptibility measurements in a ^3He - ^4He -dilution refrigerator. The specific heat experiments were conducted in noncommercial setups using a standard relaxation method [8] in a conventional ^4He -cryostat ($1.8\text{K} < T < 70\text{K}$), and in a ^3He - ^4He -dilution refrigerator at low tem-

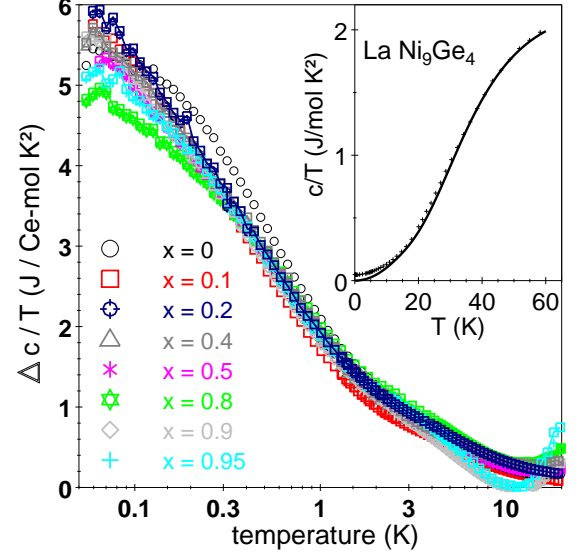


FIG. 3: The electronic contribution to the specific heat Δc of $\text{Ce}_{1-x}\text{La}_x\text{Ni}_9\text{Ge}_4$ divided by temperature and normalized per Ce-mol. The insert shows the specific heat of LaNi_9Ge_4 . The solid line represents the calculated specific heat contribution due to the lattice vibrations discussed in the text.

peratures ($0.05\text{K} < T < 2.5\text{K}$).

The specific heat divided by temperature of $\text{Ce}_{1-x}\text{La}_x\text{Ni}_9\text{Ge}_4$ (with x ranging between 0 and 1) is displayed in Fig. 2 in the temperature range $0.05\text{K} < T < 20\text{K}$. For all La-substituted samples a nearly logarithmic increase of c/T below 1.5K is observed which is characteristic of nFL-physics. Only the non-diluted compound CeNi_9Ge_4 deviates noticeably from this logarithmic behavior below 300 mK. Notice that this polycrystalline sample reaches nearly the same value of $5.5\text{JK}^{-2}\text{mol}^{-1}$ for the Sommerfeld coefficient at $T = 0.08\text{K}$ as observed for single crystals [5].

In order to extract the electronic contribution to the specific heat, we measured the non f-electron system LaNi_9Ge_4 from which we derived the lattice vibration contribution. The phonon contribution can be well parametrized using a Debye term and two Einstein modes (solid line in the insert of Fig. 3). In this calculation we fixed the number of internal degrees of freedom to $3 \times 14 = 42$, according to the 14 atoms in the unit cell. The Debye temperature $\Theta_D = 123\text{K}$ and two Einstein temperatures $\Theta_E = 187\text{K}$ and 440K were calculated with a weight distribution 3:24:15, respectively.

The electronic contribution to the specific heat $\Delta c/T$ was then obtained by subtracting this phonon contribution from the measured c/T . The resulting curves $(\Delta c/T)/(1-x)$ normalized per Ce-concentration are displayed in Fig. 3. The record value of the electronic Sommerfeld coefficient of nearly $5.5\text{JK}^{-2}\text{mol}^{-1}$ is found to be almost Ce-concentration independent. Even the

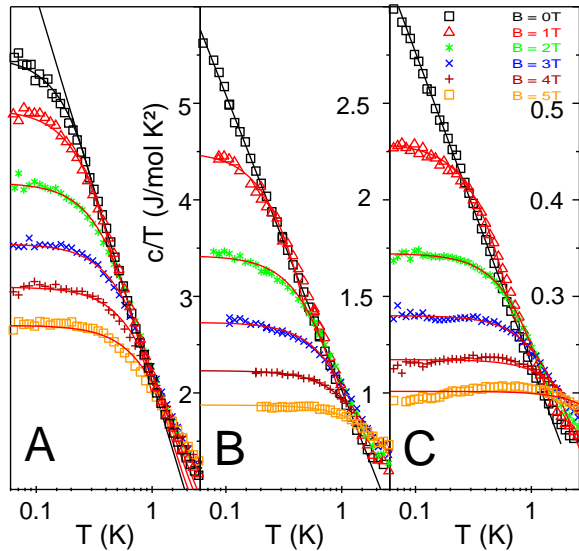


FIG. 4: The electronic specific heat divided by temperature in various magnetic fields of three particular samples A) CeNi_9Ge_4 ; B) $\text{Ce}_{0.5}\text{La}_{0.5}\text{Ni}_9\text{Ge}_4$ and C) $\text{Ce}_{0.1}\text{La}_{0.9}\text{Ni}_9\text{Ge}_4$. The solid lines are logarithmic fits to the zero-field data below 1.5K, and guides to the eye for nonvanishing magnetic field. (Notice that the right ordinate is by a factor of 10 smaller than the left one.)

slightly lower values below 0.2K for $x = 0.8$ and 0.95 are consistent with this value due to the large error introduced by dividing the experimental data by the small number $1 - x$. The curves in Fig. 3 provide compelling evidence for scaling behavior with the Ce-concentration; only the non-dilute compound with $x = 0$ deviates systematically (probably due to collective interactions). This strongly suggests that the low-temperature physics in $\text{Ce}_{1-x}\text{La}_x\text{Ni}_9\text{Ge}_4$ is governed by single-ion behavior due to the Ce-ions.

The logarithmic increase of the Sommerfeld coefficient flattens off and crosses over into Fermi liquid-like behavior in an external magnetic field: such measurements of the specific heat for the compounds with $x = 0, 0.5$, and 0.9 in various applied magnetic fields are depicted in Fig. 4. This confirms a single-ion Kondo-like scenario with strong electronic correlations due to the magnetic moment of the Ce^{3+} -ions.

Measurements of the magnetic susceptibility for various values of the Ce-concentration are presented in Fig. 5B. Similar to the specific heat analysis, we have subtracted the magnetic susceptibility of LaNi_9Ge_4 ; the resulting curves again exhibit single-ion scaling with respect to the Ce-concentration. Like the electronic contribution to the specific heat, the local magnetic susceptibility presented in Fig. 5 also shows a large enhancement over the free electron value with a magnitude comparable to the specific heat data. In particular, $\Delta\chi$ also increases

logarithmically for temperatures $2K < T < 10K$. However, in marked contrast to the specific heat the local susceptibility $\Delta\chi$ flattens off and becomes constant below 1K (Fig. 5A), while $\Delta c/T$ continues to grow for at least another one-and-a-half decade down to 50mK (compare e.g. Fig. 4C for $B=0$). This discrepancy between the nFL-like behavior of the Sommerfeld coefficient and the Fermi liquid-like behavior of the magnetic susceptibility is one of the key observations of our work and leads to a strongly temperature-dependent Wilson ratio below 1K.

Measurements of the resistivity in the $\text{Ce}_{1-x}\text{La}_x\text{Ni}_9\text{Ge}_4$ system show very high residual resistivities between 50 and $200\mu\Omega\text{cm}$ compared to other intermetallic compounds. However, the dilute compounds with $x = 0.95$ and $x = 1$ show a much smaller residual resistivity below $4\mu\Omega\text{cm}$. A possible reason for the large residual resistivity values for $x \geq 0.1$ might be random interchange of the Ge and Ni atoms on the equivalent 16l sites close to the Ce atoms (Fig. 1). No resistivity maximum is observed at low temperature for $x > 0$, which signals that there is no coherent state; this is in good agreement with a single-ion scenario for describing the low-temperature physics. However, it should be mentioned that a resistivity maximum is observed in CeNi_9Ge_4 around 0.5K. Notice that collective effects are also seen in the specific heat data for this compound below 300 mK. Because there is no recognizable correlation between the thermodynamic measurements (which show single-ion scaling behavior for all concentrations $1 - x$) and the residual resistivity (which drops abruptly between $x = 0.05$ and $x = 0.1$), one can argue that disorder, while certainly being large, does not significantly affect the thermodynamic properties of the compound.

The above experimental observations effectively rule out two of the three theoretical routes that are typically invoked for describing nFL-like behavior: vicinity to a quantum phase transition [9] and/or a disorder distribution of Kondo temperatures [10]. i) A quantum phase transition scenario with collective magnetic excitations does not lead to the observed single-ion scaling in the dilute limit, rather the collective excitations should disappear and the nFL-behavior vanish in the dilute limit $x \rightarrow 1$. ii) A Kondo disorder description would imply that the disorder distribution in our compound is essentially unaffected by the dilution, which is physically unrealistic. Also, Kondo disorder models lead to logarithmic behavior in both the Sommerfeld coefficient and the magnetic susceptibility, which is different from the observations in $\text{Ce}_{1-x}\text{La}_x\text{Ni}_9\text{Ge}_4$.

We therefore propose a local single-ion nFL-scenario, which makes $\text{Ce}_{1-x}\text{La}_x\text{Ni}_9\text{Ge}_4$ with its large value of the Sommerfeld coefficient a unique testing ground for unconventional Kondo models [11].

In order to better understand the local physics, we have calculated the entropy based on our specific heat

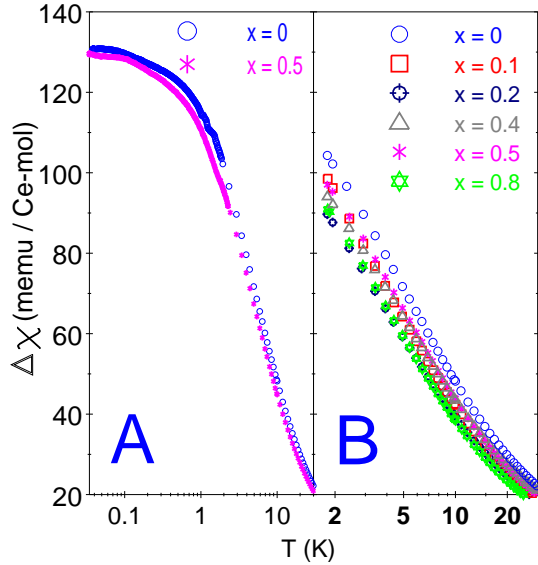


FIG. 5: The local magnetic susceptibility $\Delta\chi$ of $\text{Ce}_{1-x}\text{La}_x\text{Ni}_9\text{Ge}_4$ normalized per Ce-mol: A) Low-temperature data for samples $x=0$ and $x=0.5$ down to 0.03K obtained by normalizing the ac-susceptibility data to the dc-susceptibility data between 1.8K and 2.5K . B) dc-susceptibility data for various concentrations x .

data including higher temperatures. These calculations show that $R \ln 2$ per Ce-mol is already reached at about 3K , which signals the participation of more than two degrees of freedom per Ce atom relevant for the thermodynamic behavior below $T = 15\text{K}$. A possible origin for this is a ground state quartet of Ce^{3+} that is split into two doublets by the distorted tetragonal antiprismatic crystal field around each Ce atom formed by the Ge and Ni atoms (see Fig. 1). This can lead to an interplay between the Kondo effect and crystal field splitting on the same energy scale.

This model has been investigated theoretically by Desgranges and Rasul [12]. While the Sommerfeld coefficient always becomes finite (Fermi liquid like) for $T \rightarrow 0$ in this model, one can imagine that the Kondo temperature is too small in the $\text{Ce}_{1-x}\text{La}_x\text{Ni}_9\text{Ge}_4$ system to observe the flattening off in the experimental data. However, the flattening off of the magnetic susceptibility curve below 1K (Fig. 5A) *in contrast* with the increasing $\Delta c/T$ -values (see e.g. Fig. 4C for $B=0$) is very puzzling and difficult to reconcile with a local Fermi liquid picture: theoretically this behavior can be ruled out for large crystal fields $\Delta_{CF} \gg T_K$ where the low-energy behavior is governed by local Fermi liquid physics due to an effective conventional spin-1/2 Kondo model. For vanishing crystal field we have performed a 4-band numerical renormalization group calculation [13] and found similarly that the Desgranges-Rasul model is incompatible with the observed behavior of γ and χ . Unfortunately, no reliable

theoretical data for the magnetic susceptibility is available for general crystal field splittings between these two limiting cases to date.

We conclude that while single-ion correlation models are, in general, theoretically well-understood, the exceptional behavior of the $\text{Ce}_{1-x}\text{La}_x\text{Ni}_9\text{Ge}_4$ system cannot easily be explained by any of them. In particular, the non-Fermi liquid like behavior of the specific heat in contrast with the Fermi liquid like behavior of the magnetic susceptibility below 1K poses a challenge to theory and seems to rule out standard local Fermi liquid descriptions. A more complex theoretical model, which would incorporate local non-Fermi liquid physics like the two-channel Kondo model [14] plus low-lying crystal field splittings, might be necessary to describe these remarkable low-temperature properties. Of particular interest are also the additional collective effects below 300mK in the non-dilute compound ($x = 0$). Further investigations of $\text{Ce}_{1-x}\text{La}_x\text{Ni}_9\text{Ge}_4$ with its record value of the specific heat could be a key to gaining a better understanding of this borderline between Fermi liquid and non-Fermi liquid physics.

We acknowledge valuable discussions with W. Scherer, E. Bauer, G. Hilscher and P. Rogl. This work was supported by the Austrian FWF 15066 and through SFB 484 of the Deutsche Forschungsgemeinschaft (DFG). SK acknowledges support through a Heisenberg fellowship of the DFG.

-
- [1] For a comprehensive overview see e.g. A. C. Hewson, *The Kondo Problem to Heavy Fermions* (Cambridge Univ. Press, 1993).
 - [2] G. R. Stewart, *Rev. Mod. Phys.* **56**, 755 (1984).
 - [3] G. R. Stewart, *Rev. Mod. Phys.* **73**, 797 (2001).
 - [4] A. J. Schofield, *Contemp. Phys.* **40**, 95 (1999).
 - [5] H. Michor *et al.*, *J. Mag. Mag. Mat.*, in press.
 - [6] J. G. Sereni, *Handbook on the Phys. and Chem. of rare Earth* **15**, 1 (1991).
 - [7] See for example J. G. Sereni, *J. Phys. Soc. Jpn.* **70**, 2139 (2001) and references therein.
 - [8] R. Bachmann *et al.*, *Rev. Sci. Instrum.*, **43**, 205 (1972).
 - [9] B. Andraka and G. R. Stewart, *Phys. Rev. B* **47**, 3208 (1993).
 - [10] O. O. Bernal *et al.*, *Phys. Rev. Lett.* **75**, 2023 (1995); E. Miranda *et al.*, *J. Phys. Condens. Matter* **8**, 9871 (1996).
 - [11] Interestingly, the iso-structural CeNi_9Si_4 system shows conventional Kondo-like Fermi liquid behavior and does not exhibit such a large value for c/T ; see H. Michor *et al.*, *Phys. Rev. B* **67**, 224428 (2003).
 - [12] H.-U. Desgranges and J. W. Rasul, *Phys. Rev. B* **32**, 6100 (1985).
 - [13] Numerical renormalization group techniques were first developed in a 2-band Kondo model by K. G. Wilson, *Rev. Mod. Phys.* **47**, 773 (1975).
 - [14] D. L. Cox and A. Zawadoski, *Adv. Phys.* **47**, 599 (1998).