

# Ground state phases of the Half-Filled One-Dimensional Extended Hubbard Model

Anders W. Sandvik,<sup>1,2,3</sup> Leon Balents,<sup>3</sup> and David K. Campbell<sup>1,4</sup>

<sup>1</sup>*Department of Physics, Boston University, 590 Commonwealth Avenue, Boston, Massachusetts 02215*

<sup>2</sup>*Department of Physics, Åbo Akademi University, Porthansgatan 3, FIN-20500 Turku, Finland*

<sup>3</sup>*Department of Physics, University of California, Santa Barbara, California 93106*

<sup>4</sup>*Department of Electrical and Computer Engineering, Boston University,*

*44 Cummington Street, Boston, Massachusetts 02215*

(Dated: September 16, 2018)

Using quantum Monte Carlo simulations, results of a strong-coupling expansion, and Luttinger liquid theory, we determine quantitatively the ground state phase diagram of the one-dimensional extended Hubbard model with on-site and nearest-neighbor repulsions  $U$  and  $V$ . We show that spin frustration stabilizes a bond-ordered (dimerized) state for  $U \approx V/2$  up to  $U/t \approx 9$ , where  $t$  is the nearest-neighbor hopping. The transition from the dimerized state to the staggered charge-density-wave state for large  $V/U$  is continuous for  $U \lesssim 5.5$  and first-order for higher  $U$ .

PACS numbers: 71.10.Fd, 71.10.Hf, 71.10.Pm, 71.30.+h

The one-dimensional Hubbard model, which describes electrons on a tight-binding chain with single-particle hopping matrix element  $t$  and on-site repulsion  $U$ , has a charge-excitation gap for any  $U > 0$  at half-filling [1]. In the spin sector, the low-energy spectrum maps onto that of the  $S = 1/2$  Heisenberg chain; the spin coupling  $J = 4t^2/U$  for  $U \rightarrow \infty$ . The spin spectrum is therefore gapless and the spin-spin correlations decay with distance  $r$  as  $(-1)^r/r$  [2]. Hence, the ground state is a quantum critical staggered spin-density-wave (SDW). In the simplest *extended Hubbard model*, a nearest-neighbor repulsion  $V$  is also included. The Hamiltonian is, in standard notation and with  $t = 1$  hereafter,

$$H = -t \sum_{\sigma=\uparrow,\downarrow} \sum_i (c_{\sigma,i+1}^\dagger c_{\sigma,i} + c_{\sigma,i}^\dagger c_{\sigma,i+1}) + U \sum_i n_{\uparrow,i} n_{\downarrow,i} + V \sum_i n_i n_{i+1}. \quad (1)$$

The low-energy properties for  $V \lesssim U/2$  are similar to those at  $V = 0$ . For higher  $V$  the ground state is a staggered charge-density-wave (CDW), where both the charge and spin excitations are gapped. The transition between the critical SDW and the long-range-ordered CDW has been the subject of numerous studies [3, 4, 5, 6, 7, 8, 9, 10, 11, 12, 13, 14]. Until recently, it was believed that the SDW-CDW transition occurs for all  $U > 0$  at  $V \gtrsim U/2$  and that it is continuous for small  $U$  ( $\lesssim 5$ ) and first-order for larger  $U$ . However, based on a study of excitation spectra of small chains, Nakamura argued that there is also a bond-order-wave (BOW) phase [10], where the ground state has a staggered modulation of the kinetic energy density (dimerization), in a narrow region between the SDW and CDW phases for  $U$  smaller than the value at which the transition changes to first order. Previous studies [6, 7, 8, 9] had indicated an SDW state in this region. Nakamura's BOW-CDW boundary coincides with the previously determined SDW-CDW boundary. The presence of dimerization and

the accompanying spin gap were subsequently confirmed using quantum Monte Carlo (QMC) simulations [11, 12]. The BOW phase now also has a weak-coupling theory [13].

The existence of an extended BOW phase has recently been disputed. Jeckelmann argued, on the basis of density-matrix-renormalization-group (DMRG) calculations, that the BOW exists only on a short segment of the first-order part of the SDW-CDW boundary [14], i.e., that the transition always is SDW-CDW and that BOW order is only induced on part of the coexistence curve. However, QMC calculations demonstrate the existence of BOW order well away from the phase boundary [12].

Although several studies agree on the *existence* of an extended BOW phase [10, 11, 12, 13], the shape of this phase in the  $(U, V)$  plane has not yet been reliably determined. The system sizes used in the exact diagonalization study [10] were too small for converging the SDW-BOW boundary (i.e., the spin gap transition) for  $U \gtrsim 4$ . In the previous QMC studies [11, 12], the emphasis was on verifying the presence of BOW order and the phase transitions for  $U \approx 4$ . In this Letter, we present the complete phase diagram. Taking advantage of recent QMC algorithm developments—stochastic series expansion with directed-loop updates [15] in combination with the quantum generalization [11] of the parallel tempering method [16]—we have carried out high-precision, large-chain (up to  $L = 1024$ ) calculations for sufficiently high  $U$  ( $\leq 12$ ) to locate the point at which the BOW order vanishes. In agreement with Ref. [14], we find that the BOW exists also above the  $U$  at which the transition to the CDW state becomes first-order. However, long-range BOW order exists also below this point, and hence *the point at which the nature of the transition changes from continuous to first-order is on the BOW-CDW boundary*.

The phase diagram we find here is qualitatively similar to that obtained in a 4th order strong-coupling expansion, where the transition to the CDW state is de-

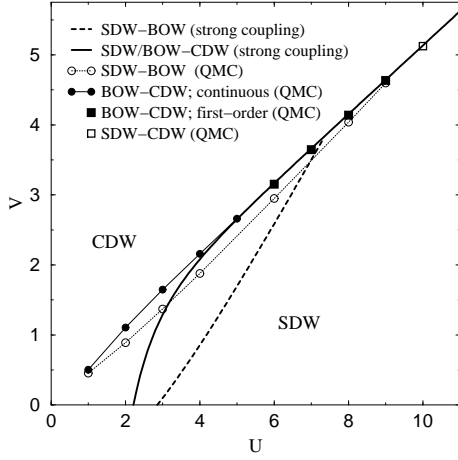


FIG. 1: QMC and strong-coupling phase diagram. The BOW is located between the SDW-BOW and BOW-CDW curves.

terminated by comparing the energies of the large- $V$  CDW state and the effective spin model including nearest- and next-nearest-neighbor interactions  $J$  and  $J'$  [8]. The BOW phase corresponds to the spontaneously dimerized phase of the spin chain, i.e.,  $J'/J > 0.241$  [17]. In Fig. 1, we compare our QMC phase boundaries with the strong-coupling result; the procedures giving the QMC boundaries will be discussed below. We will show that the system is a Luther-Emery liquid on the continuous BOW-CDW boundary, i.e., the charge gap vanishes and the spin gap remains open. Evidence supporting this type of transition was also presented in Ref. [11]. Here we will further argue that the change to a first-order transition corresponds to the Luttinger charge exponent  $K_\rho$  reaching the value  $1/4$ .

We extract the SDW-BOW and BOW-CDW boundaries using the charge and spin exponents  $K_\rho$  and  $K_\sigma$ . If there is a spin or charge gap, the corresponding exponent vanishes. Otherwise the equal-time correlation function  $C_\rho(r) \sim r^{-(K_\sigma + K_\rho)}$ ,  $C_\sigma(r) \sim r^{-(K_\sigma^{-1} + K_\rho)}$ . If non-zero, the spin exponent  $K_\sigma = 1$  as a consequence of spin-rotation invariance [18]. On periodic chains the exponents can be conveniently extracted from the static structure factors  $S_{\rho,\sigma}(q)$  [19],

$$S_{\rho,\sigma}(q) = \frac{1}{L} \sum_{j,k} e^{iq(j-k)} \langle (n_{\uparrow j} \pm n_{\downarrow j})(n_{\uparrow k} \pm n_{\downarrow k}) \rangle, \quad (2)$$

in the limit  $q \rightarrow 0^+$ :

$$K_{\rho,\sigma} = S_{\rho,\sigma}(q_1)/q_1, \quad q_1 = 2\pi/L, \quad L \rightarrow \infty. \quad (3)$$

If there indeed are three successive phases, SDW-BOW-CDW, as  $V$  is increased at a fixed value of  $U$ , then the spin exponent  $K_\sigma = 1$  in the SDW phase and  $K_\sigma = 0$  everywhere else. The charge exponent  $K_\rho = 0$  everywhere, except exactly at the BOW-CDW transition point if this is a continuous quantum phase transition (i.e., if

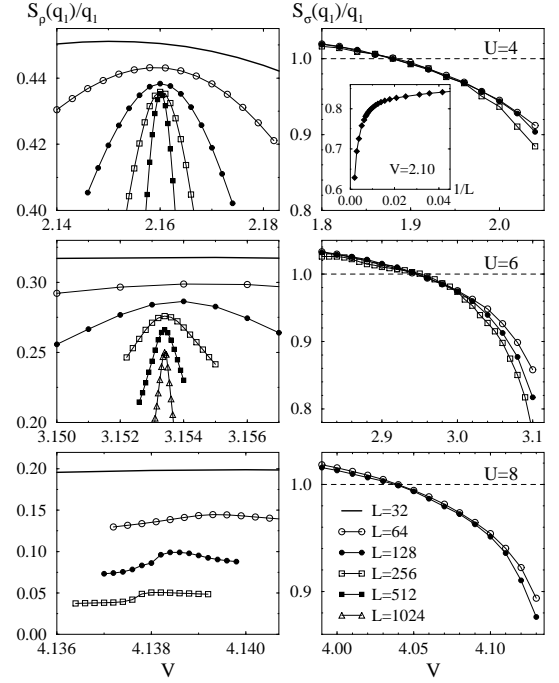


FIG. 2: Long-wavelength charge (left panels) and spin (right panels) structure factors vs  $V$  for  $U = 4$  (top),  $6$  (middle), and  $8$  (bottom). The system sizes are indicated in the low-right panel. The  $U = 4$  inset shows the dependence on the inverse lattice size at  $V = 2.10$ .

the charge gap vanishes). In contrast, if the transition is first-order, then  $K_\rho = 0$  also on the phase boundary. Using the relation (3) for a finite system, any discontinuities will naturally be smoothed, and one can only expect to observe  $S_{\rho,\sigma}(q_1)/q_1$  developing sharp features as  $L$  is increased. In Fig. 2 we show results demonstrating this for several different system sizes at  $U = 4, 6$ , and  $8$ .

Looking first at the charge exponent, if  $K_\rho > 0$  on the BOW-CDW boundary and  $K_\rho = 0$  elsewhere, then one can expect a peak developing in  $S_\rho(q_1)/q_1$  versus  $V$ . The peak position corresponds to the critical  $V$ , and the peak height should converge to  $K_\rho$ . If the transition is first-order,  $S_\rho(q_1)/q_1$  should converge to zero for all  $V$ , but one can still expect some structure at the phase boundary for finite  $L$  as the nature of the ground state changes. In Fig. 2, for  $U = 4$  and  $6$  the development of sharp peaks is apparent. For  $U = 4$  the peak-height converges to a non-zero value, implying a continuous transition at  $V \approx 2.160$  with  $K_\rho \approx 0.43$ . For  $U = 6$  the convergence to a value  $> 0$  is not clear, but the transition point is given accurately by the peak-position, which shows very little size-dependence. It has been shown previously that the transition is first-order for  $U = 6$  [6, 11], and the peak should therefore in fact converge to zero. The rather slow decay reflects the proximity to the point at which the transition becomes continuous. For  $U = 8$  the peak does not sharpen, but instead a step develops at the critical  $V$ . The whole curve converges to 0 as  $L \rightarrow \infty$ . The

transition is hence strongly first-order in this case, in agreement with previous calculations. As seen in Fig. 1, and as observed already by Hirsch [6], the locations of the  $U = 6$  and 8 critical points agree very well with the strong-coupling expansion [20].

In the SDW phase, one cannot expect to easily find  $S_\sigma(q_1)/q_1 \rightarrow 1$  exactly, due to logarithmic corrections that affect various quantities strongly even for very long chains [21, 22]. However, the log-corrections are known to vanish in the frustrated  $J - J'$  spin chain at its dimerization transition [23], and hence, since the SDW-BOW transition should be of the same nature, the log-corrections should vanish here as well. The transition at fixed  $U$  should therefore be signaled by  $S_\sigma(q_1)/q_1$  crossing 1 from above as  $V$  is increased. Because of the vanishing log-corrections at the transition, the crossing point with 1 should not move significantly as  $L$  is increased, but the drop below 1 should become increasingly sharp, and eventually  $S_\sigma(q_1)/q_1$  should approach 0 inside the BOW phase. This method was used in Ref. [11] and gave a slightly higher critical  $V$  for the SDW-BOW transition at  $U = 4$  than the exact diagonalization [10]. We now have results for a wider range of couplings. The results shown in Fig. 2 are in accord with the above discussion for all three  $U$ -values;  $S_\sigma(q_1)/q_1$  crosses 1 at a  $V$ -point which does not move visibly between  $L = 64$  and  $L = 256$ . For larger  $V$ , one can see a sharper drop for the larger system sizes. The size dependence at  $U = 4, V = 2.1$  is shown in an inset. Here the convergence to 0, i.e., the presence of a spin gap, is apparent. If the spin gap is small, as it is close to the phase boundary, the convergence to 0 will obviously occur only for very large systems.

Results such as those shown in Fig. 2 were used to determine the phase boundaries in Fig. 1. As already noted, the BOW aspect of the phase diagram differs from previous proposals [10, 11, 13, 14] in that the BOW-CDW transition can be either continuous or first-order, i.e., *the change of order occurs on the BOW-CDW boundary*. The existence of two special points, one where the transition-order changes and one at higher  $U$  where the BOW vanishes, was also suggested by Jeckelmann [14], who, however, insists that the BOW does not exist for small  $U$  where the transition to the CDW state is continuous (i.e., his phase diagram has no continuous BOW-CDW transition). We have carried out calculations for  $U$  down to 1, and, as shown in Fig. 1, we still find a BOW phase there. Most likely, in view also of weak-coupling arguments [13], the BOW extends down to  $U = 0^+$ . We find no BOW for  $U \gtrsim 9$ . In the strong-coupling expansion, using the couplings  $J$  and  $J'$  derived by van Dongen [8], the effective spin model is gapped, i.e.,  $J' > 0.241J$  [17], above the dashed curve in Fig. 1. The  $J - J'$  mapping is not applicable beyond the transition into the CDW state, which (the solid curve in Fig. 1) was previously calculated by comparing the 4th-order CDW and  $J - J'$  energies [8]. The 4th-order BOW region ends at  $U \approx 7$ , where

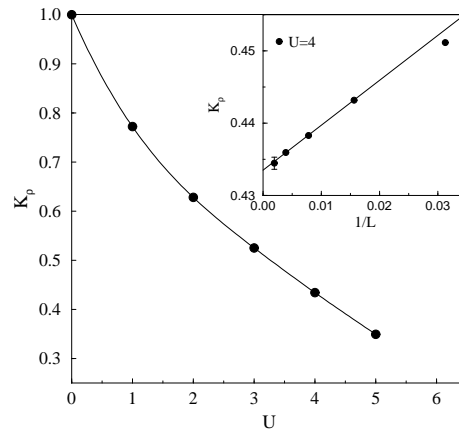


FIG. 3: QMC results for Luttinger charge exponent on the BOW-CDW boundary (solid circles). The inset shows the finite-size scaling for  $U = 4$ .

the spin-gap curve crosses the CDW-transition curve. This is slightly lower than what we find based on QMC. The strong-coupling BOW extends down to smaller  $U, V$ , but clearly the 4th-order result cannot be expected to be quantitatively accurate in this region. Nevertheless, the spin-frustration mechanism consistently explains the presence of an SDW-BOW transition and an extended BOW phase. Spin-frustration was previously cited by Jeckelmann [14], but, surprisingly, he used it in support of a BOW of vanishing extent.

Next, we consider the nature of the BOW-CDW transition. As discussed in Refs. [10, 13], the continuous critical point for small  $U$  is described by a Gaussian free (charge) boson theory, characterized by the parameter  $K_\rho$ . At generic values of (repulsive)  $U, V$ , the leading “ $4k_F$ ” umklapp process is present, and has scaling dimension  $\Delta_{4k_F} = 2K_\rho$  and is hence relevant ( $\Delta_{4k_F} < 2$ ) for  $K_\rho < 1$ . At the BOW-CDW transition, this operator vanishes, leading to a vanishing of the charge gap. For consistency, no other relevant operators should be present, which would otherwise require fine tuning to zero, making the Gaussian theory a multicritical point. The most dangerous candidate is the “ $8k_F$ ” umklapp process, with  $\Delta_{8k_F} = 4\Delta_{4k_F} = 8K_\rho$ , so a continuous Gaussian critical point is possible only for  $1 > K_\rho > 1/4$ . Even in this range, the Gaussian theory is an unusual critical point with *non-universal* behavior, e.g., the correlation length exponent  $\nu = 1/(2 - 2K_\rho)$ .

Extrapolated QMC results for  $K_\rho$  on the BOW-CDW boundary are shown in Fig. 3. The finite-size corrections appear to be of the form  $1/L^\alpha$ , with an  $U$  dependent exponent  $\alpha$ . At  $U = 4$ ,  $\alpha \approx 1$ , as shown in the inset of Fig. 3. For larger  $U$ ,  $\alpha$  decreases rapidly and is difficult to determine accurately for  $U \gtrsim 5$ . The extrapolated  $K_\rho$  value at  $U = 5$  in Fig. 3 should be regarded as an upper bound. At  $U = 6$ , the extrapolated  $K_\rho < 1/4$ , and hence we expect an eventual drop to 0. This is consistent

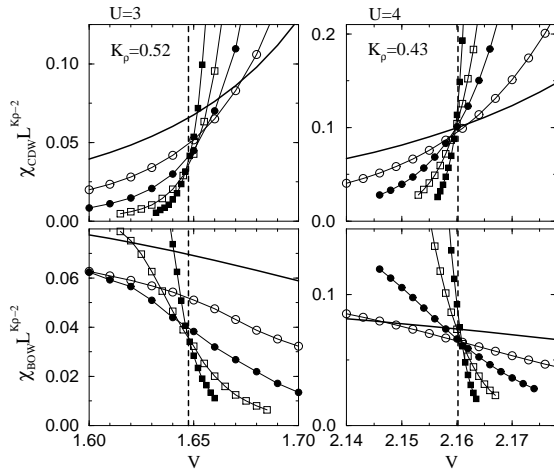


FIG. 4: Finite-size scaling of the BOW and CDW susceptibilities for  $U = 3$  (left) and  $4$  (right). The symbols correspond to different system sizes as in Fig. 2. The dashed lines indicate the independently determined critical points.

with clear signals of a first-order transition [11]. Also at  $U = 5.5$  there are signs of first-order behavior, e.g., in order parameter histograms such as those considered in Ref. 11. We believe that the change from a continuous to a first-order transition occurs between  $U = 5$  and  $5.5$ .

What is the nature of the tricritical point at which the transition becomes first-order? The simplest scenario is that this is the last (marginally) stable point of the Gaussian fixed line, i.e. with  $K_\rho = 1/4$ . This hypothesis predicts that the critical  $K_\rho$  continuously approaches  $1/4$  as the tricritical point  $U = U_t$  is approached from below, as  $K_\rho - 1/4 \sim \sqrt{(U_t - U)/U_t}$ . We do not have sufficient data to verify this form, but it is consistent with a sharp drop to 0 between  $U = 5$  and  $5.5$  (Fig. 3), required since at  $U = 5.5$  the transition should be first-order. Hence, we favor this behavior over the a priori consistent (but less simple) possibility of a non-trivial “strong coupling” tricritical fixed point far from the Gaussian line.

To further demonstrate the Luther-Emery state on the continuous BOW-CDW curve, we study the finite-size scaling of the CDW and BOW susceptibilities,  $\chi_{\text{CDW}}(\pi)$  and  $\chi_{\text{BOW}}(\pi)$  (with their standard Kubo-integral definitions [11]). Both the charge and bond correlations should decay as  $(-1)^r r^{-K_\rho}$  [18], implying that the susceptibilities scale with system size as  $L^{2-K_\rho}$ . Thus,  $\chi(\pi)L^{K_\rho-2}$  curves for different  $L$  should intersect at the critical BOW-CDW point. Fig. 4 shows results for  $U = 3$  and  $4$ , using the  $K_\rho$  values determined above. For  $U = 4$  the expected scaling can be observed even for small systems. For  $U = 3$  the corrections are larger, and the asymptotic scaling sets in only for  $L \gtrsim 128$ . This is clearly due to the smaller spin gap at  $U = 3$ , which implies a longer length-scale below which remaining spin correlations affect the charge and bond fluctuations.

In summary, we have determined the ground state

phase diagram of the extended Hubbard model at half-filling. The dimerized BOW phase can be explained by spin-frustration. The BOW-CDW transition changes from continuous to first-order between  $U = 5$  and  $5.5$ . On the critical  $(U, V)$  curve the system is a Luther-Emery liquid, with a charge exponent  $K_\rho$  decreasing from 1 as  $U$  is increased from 0. We have argued that the minimum  $K_\rho = 1/4$  and that the BOW-CDW transition becomes first-order when this value is reached.

This work was supported by the Academy of Finland, project No. 26175 (AWS), by the NSF under Grants No. DMR-9985255 (LB) and DMR-97-12765 (DKC), and by the Sloan and Packard foundations (LB). The numerical calculations were carried out at the CSC in Espoo, Finland, and at the NCSA in Urbana, Illinois.

- 
- [1] E. H. Lieb and F. Y. Wu, Phys. Rev. Lett. **20**, 1445 (1968).
  - [2] A. Luther and I. Peschel, Phys. Rev. B **12**, 3908 (1975).
  - [3] R. A. Bari, Phys. Rev. B **3**, 2662 (1971).
  - [4] V. J. Emery, in *Highly Conducting One-Dimensional Solids*, ed. J. T. Devreese, R. Evrand and V. van Doren, (Plenum, New York, 1979).
  - [5] J. Sólyom, Adv. Phys. **28**, 201 (1979).
  - [6] J. E. Hirsch, Phys. Rev. Lett. **53**, 2327 (1984).
  - [7] J. W. Cannon and E. Fradkin, Phys. Rev. B **41**, 9435 (1990); J. W. Cannon, R. T. Scalettar and E. Fradkin, Phys. Rev. B **44**, 5995 (1991).
  - [8] P. G. J. van Dongen, Phys. Rev. B **49**, 7904 (1994).
  - [9] J. Voit, Phys. Rev. B **45**, 4027 (1992).
  - [10] M. Nakamura, J. Phys. Soc. of Japan **68**, 3123 (1999); Phys. Rev. B **61**, 16377 (2000).
  - [11] P. Sengupta, A. W. Sandvik, and D. K. Campbell, Phys. Rev. B **65**, 155113 (2002).
  - [12] A. W. Sandvik, P. Sengupta, and D. K. Campbell, Phys. Rev. Lett. **91**, 089701 (2003).
  - [13] M. Tsuchiizu and A. Furusaki, Phys. Rev. Lett. **88**, 056402 (2002); cond-mat/0308157.
  - [14] E. Jeckelmann, Phys. Rev. Lett. **89**, 236401 (2002); *ibid.* **91**, 089702 (2003).
  - [15] O. F. Syljuåsen and A. W. Sandvik, Phys. Rev. E **66**, 046701 (2002).
  - [16] K. Hukushima, K. Nemoto, J. Phys. Soc. Jpn. **65**, 1604 (1996).
  - [17] K. Okamoto and K. Nomura, Phys. Lett. A **169**, 433 (1992).
  - [18] J. Voit, Rep. Prog. Phys. **57**, 977 (1994).
  - [19] R. T. Clay, A. W. Sandvik and D. K. Campbell, Phys. Rev. B **59**, 4665 (1999).
  - [20] The  $U = 8$ ,  $L = 256$  data are not completely reproducible: The location of the  $S_\rho(q_1)/q_1$  maximum fluctuates slightly between runs, due to meta-stability at the strongly first-order transition. The parallel tempering scheme [11] overcomes this problems completely only for smaller  $L$  and/or smaller  $U$ . For  $U = 4$  and  $6$ , the results are reproducible for all  $L$  considered.
  - [21] F. Woynarovich and H.-P. Eckle, J. Phys. A **20**, L97 (1987).
  - [22] S. Eggert, I. Affleck, and M. Takahashi, Phys. Rev. Lett. **73**, 332 (1994).

- [23] S. Eggert, Phys. Rev. B **54**, R9612 (1996).