

Synchronization of Phase Oscillators in Scale-Free Networks

Yamir Moreno^{1,2} and Amalio F. Pacheco^{1,2}

¹Departamento de Física Teórica, Universidad de Zaragoza, Zaragoza 50009, Spain

²Instituto de Biocomputación y Física de Sistemas Complejos,
Universidad de Zaragoza, Zaragoza 50009, Spain

(Dated: February 8, 2020)

In this work, we study the synchronization of coupled phase oscillators on the underlying topology of scale-free networks. In particular, we assume that each network's component is an oscillator and that each interacts with the others following the Kuramoto model. We then study the onset of global phase synchronization by constructing the phase diagram of the system's dynamics. Our results show that the synchronizability of oscillators coupled as dictated by the topology of scale-free networks is easily achieved and robust which in turn may help understand why this network architecture is so ubiquitous in Nature.

PACS numbers: 89.75.-k, 05.45.Xt, 89.75.Fb, 05.40.-a

The behavior of an isolated generic dynamical system in the long-term limit could be described by stable fixed points, limit cycles or chaotic attractors [1]. However, we have learned in recent years that when many of such dynamical systems are coupled together, the details matter. In this way, the study of regular networks of dynamical systems have shed light on a number of natural phenomena ranging from earthquakes to ecosystems and living organisms [2, 3, 4]. One of the most fascinating phenomena in the behavior of complex dynamical systems made up of many elements is the spontaneous emergence of order and the phenomenon of collective synchronization [5], where a large number of the system's constituents form a common dynamical pattern, despite the intrinsic differences in their individual dynamics. Of recent interest are a plenty of biological examples that have become accessible at least numerically with the advent of modern computers [6].

On the other hand, it has been recently shown that many biological [7, 8], social [9], and technological [10] systems exhibit an intricate pattern of interconnections in the form of complex networks [6]. This structural complexity cannot be described by the couplings of a regular network. In order to characterize topologically these complex networks, one computes the probability, $P(k)$, that any given element of the network has k connections to other nodes. Interestingly, many real-world networks such as the Internet, protein interaction networks and social webs [11] can be well approximated by a power-law connectivity distribution, $P(k) \sim k^{-\gamma}$. Additionally, they are characterized by the existence of key nodes which drastically reduce the average distance between nodes, the so-called small-world property [12].

Most of the studies performed so far have scrutinized the structure of complex networks and studied prototype models ran on top of these networks [13]. Their peculiar topological properties have been shown to lead to radical changes when dynamical processes such as epidemic spreading and percolation phenomena are studied on top of complex heterogeneous networks [14, 15, 16, 17]. However, for biological and other applications, it would be rel-

evant to consider the nodes of a given network as nonlinear dynamical systems with own identity. This amounts to consider that nodes are not mere spectators, but they can also influence each other through nonlinear interactions. In this way, the study of networks with both dynamical and structural complexity might shed light on a number of relevant open problems where nonlinearity and spatial complexity coexist.

In this paper, we numerically study the synchronization of coupled phase oscillators following Kuramoto's model [18, 19] on the underlying topology of an scale-free (SF) network. We report of the phase diagram of the system dynamics by computing the conventional order parameter. The onset of synchronization is found at a nonzero value of the coupling strength. Remarkably, the transition from a desynchronized to a synchronous state can be characterized with the mean-field exponent found for globally-coupled oscillators. We also explore the robustness of the synchronized state under perturbations and show how our results may apply to real biological networks suggesting that non-linear mechanisms and co-operation may be key ingredients for the understanding of biological systems.

Let us consider an SF network where each node i is a planar rotor characterized by an angular phase, θ_i , and a natural or intrinsic frequency ω_i . Two oscillators interact if they are linked together by an edge of the underlying network. The individual dynamics of the i th node is described by

$$\frac{d\theta_i}{dt} = \omega_i + \frac{k_i}{N} \sin(\theta_j - \theta_i) \quad (1)$$

where k_i is the number of neighbors of the rotor i as dictated by the architecture of the network and J is the coupling strength, identical for all edges. The natural frequencies and the initial values of θ_i are randomly drawn from a uniform distribution in the interval $(-1/2; 1/2)$ and $(0; 2\pi)$, respectively. On the other hand, in order to produce SF networks we have used the BA procedure [20]. In this model, starting from a set of m_0 nodes,

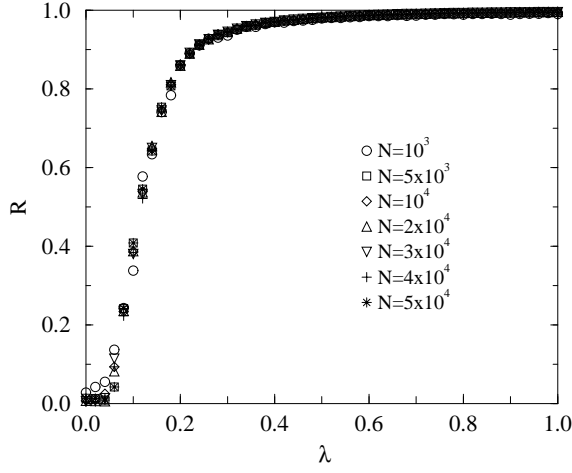


FIG. 1: Phase diagram of the system. The onset of synchronization occurs at a critical value $\lambda_c = 0.05(1)$. Each value of r is the result of at least 10 network realizations and 1000 iterations for each N .

one preferentially attaches at each time step a new ly introduced node to m older ones ($m = 3$ have been set). The procedure is repeated many times and a network with a power law degree distribution $P(k) \sim k^{-\gamma}$ with $\gamma = 3$ and average connectivity $\langle k \rangle = 2m = 6$ builds up. This network is a clear example of a highly heterogeneous network in that the degree distribution has unbounded fluctuations when $N \rightarrow \infty$.

The original Kuramoto model corresponds to the simplest case of globally coupled (all-to-all), equally weighted oscillators where the coupling strength $J = K/N$ to ensure that the model is well behaved in the thermodynamic limit [18, 19]. The onset of synchronization occurs at a critical value of the coupling strength, $K_c = 2\pi / g(0)$, where $g(\omega)$ is the distribution from which the natural frequencies are drawn evaluated at the mean frequency ω_0 . The second-order phase transition is characterized by the following order parameter

$$r(t) = \frac{1}{N} \sum_{j=1}^N e^{i\phi_j(t)} \quad (2)$$

which behaves when both $N \rightarrow \infty$ and $t \rightarrow \infty$ as $r \rightarrow 0$ ($K < K_c$) for $K > K_c$ being $r = 1/2$.

In order to inspect the dynamics of the N limit-cycle oscillators on top of complex topologies, we have performed extensive numerical simulations of the model in BA networks. Starting from $\lambda = 0$, we increase at small intervals its value. Then, we integrate the equations of motion Eq. (1) over a sufficiently large period of time to ensure that the system is in a stationary state, and the order parameter r is computed. The procedure is repeated for a higher value of the coupling strength until the system evolves to a state of collective phase synchronization.

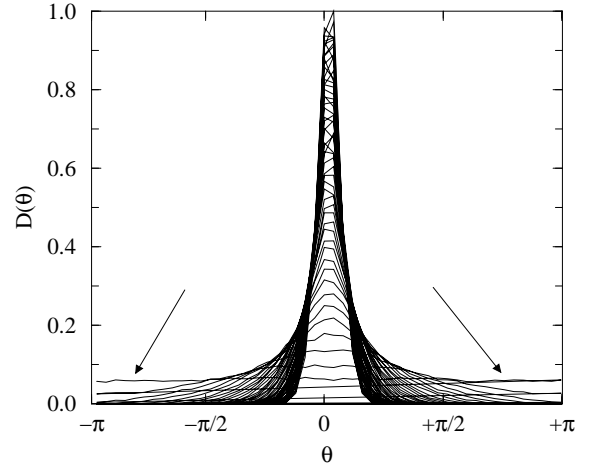


FIG. 2: Normalized phase distributions $D(\theta)$ for different values of the control parameter λ . The curves depicted are according to $\lambda = h \cdot 0.02$ where h is an integer going from 0 (lowest curve) to 50. The network is made up of $N = 10^4$ nodes. Arrows indicate the onset of synchronization.

In the case of random SF networks the global dynamics of the system is qualitatively the same as for the original Kuramoto model. The phase diagram of the system is shown in Fig. 1 for several system sizes. As the coupling is increased from small values, the strength of the interactions is not enough to break the incoherence produced by their individual dynamics. This behavior persists until a certain critical value λ_c is crossed. At this point some elements lock their relative phase and a cluster of synchronized nodes comes up. This constitutes the onset of synchronization. Beyond this value, the population of oscillators is split into a partially synchronized state made up of oscillators locked in phase that adds to r and a group of nodes whose natural frequencies are too spread as to be part of the coherent pack. Finally, after further increasing the value of λ , more and more nodes get entrained around the mean phase and the system settles in a completely synchronized state where $r \rightarrow 1$.

This picture is clearly illustrated in Fig. 2, where we have plotted the distributions of phases $D(\theta)$ for values of λ between 0 and 1 with increments $\Delta\lambda = 0.02$. Below the critical point (shown by the arrows) the phases are uniformly scattered through the entire interval $(-\pi; \pi)$. When $\lambda > \lambda_c$ the distribution shrinks around the mean value $\theta = 0$ and the dispersion is very small signaling that the system is in a synchronous state.

Now we proceed to investigate the critical parameters of the system dynamics. First, we should determine with high precision the exact value of λ_c . This is not an easy task because there are several sources of heterogeneity and averages should be properly taken from network realizations to the initial distributions of ϕ_i and ω_i through lengthy numerical calculations. Additionally, finite-size effects come into play. We have determined λ_c

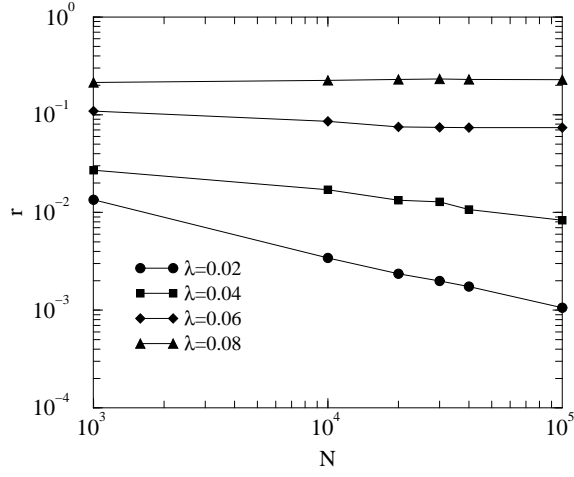


FIG. 3: Finite-size scaling analysis used to determine the value of the critical point. The curves clearly indicate the existence of a critical point above 0.04. See the text for details.

and studied the critical behavior near the synchronization transition by means of a standard finite-size scaling (FSS) analysis [21]. For a given network size N , we have that no synchronization is attained below c_c and that $r(t)$ decays to a small residual value of size $O(N^{-1/2})$. Hence the critical point may be found by examining the N -dependence of $r(c; N)$. For $c < c_c$ (sub-critical regime), the stationary value of r falls off as $N^{-1/2}$, while for $c > c_c$, r approaches a nonzero, stationary value as $N \rightarrow \infty$ though still with $O(N^{-1/2})$ fluctuations. In this way, plots of r versus N as that of Fig. 3, allow us to locate the critical point c_c .

Following the FSS procedure, our best estimate gave a value for the critical coupling strength $c_c = 0.05(1)$. Besides, we found that $r(c_c)$ above the critical point with $\beta = 0.46(2)$ indicating that the square-root behavior typical of the mean-field version of the model (all-to-all architecture) also holds for SF networks. In addition, it is worth stressing the very existence of a critical point. This is the opposite to what have been found when percolation or epidemic spreading models are ran on top of complex heterogeneous networks even when correlations are taken into account [14, 15, 16, 17, 22]. Furthermore, the critical point shifts to the left when the average connectivity $\langle k \rangle$ of the underlying network increases, but it is always distinctly different from zero. Numerical calculations show that the relation $c_c^{hk_i}$ is roughly constant when hk_i varies, which implies that there is a non-trivial critical point even in the infinite size limit.

Once we have characterized the emergence of spontaneous synchronization, we look at the stability and robustness of the synchronous state. The most interesting and essential topological property of complex heterogeneous networks is that the fluctuations of the connectivity distribution are unbounded. In other words,

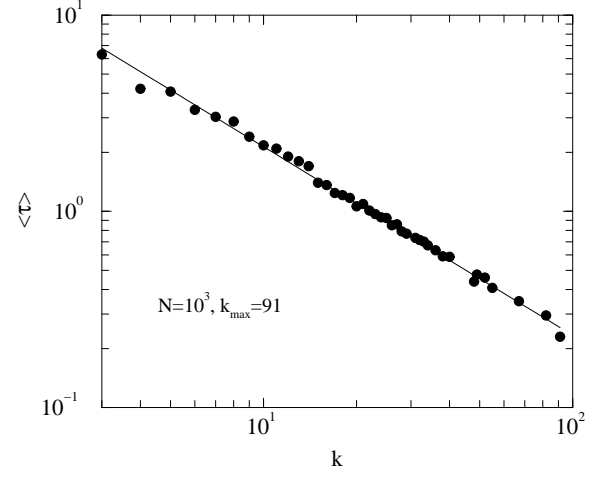


FIG. 4: Log-Log plot of the dimensionless average time h_i it takes for a node of connectivity k to be back in the synchronous state after being perturbed. The least square fit to the data gives for the exponent $\beta = 0.96(1)$. The results were averaged over 10 network realizations and 500 perturbations for each k . c_c is set to 0.04.

there is a clear distinction between the nodes according to their connectivities. From a practical point of view and worth taking into account as a design principle in natural or artificial networks, it would be particularly relevant that the most highly connected nodes were also the most robust with respect to synchronization when they were perturbed. We have computed the average time h_i it takes for a node to be again in the synchronized cluster as a function of its connectivity k after being perturbed and put out of synchronization. The results are drawn in Fig. 4, where a clear power-law dependency $h_i \propto k^{-\beta}$, with $\beta = 0.96(1)$, can be identified. Hence, the more connected a node is, the more stable it is. The power-law behavior points to an interesting result, namely, it is more easy for an element with high k to get locked in phase with its neighbors than for a node linked to just a few others. Furthermore, the destabilization of a hub does not destroy the synchrony of the group it belongs to. Instead, it works the other way around, the group formed by the hub's neighbors recruits it again.

We now discuss how our results might shed light on several generic questions that remain unsolved and on recent findings in biological systems. Recently, a lot of attention has been paid to network motifs [23, 24, 25]. These structures can be defined as graph components which are observed in a given network more frequently than in a completely random graph with identical $P(k)$. Triangles and rectangular loops are among these graph components, also known as cycles. They are important because they express the degree of redundancy and multiplicity of paths among nodes in the topology of the network and reveal the existence of hierarchical levels. In this context, it has been recently found that in Sac-

chromosomes of *Cerevisiae*, the proteins organized in motifs and the motifs themselves are preserved in the evolution across species in a higher degree than other proteins not belonging to such specific motifs [26]. Besides, the authors also reported that the conservation of proteins in different motifs correlates with their interconnectedness. Following the guess that topology must influence collective dynamics, we have studied the Kuramoto model in these motifs [27]. The results provide a simple explanation to the findings of [26], namely, that motifs displaying an improved fitness for synchronization are preserved across evolution with a higher probability [27] as found in [26].

Another point refers to the ubiquity of SF networks in natural and networked systems. Nowadays, there is a debate [28] about why most of the networks we are aware of exhibit complex heterogeneous architectures. The point is of special relevance in biological systems since it is believed that the understanding of the structure and the evolution of biological networks will lead to a better comprehension of their functions. One of the most plausible hypothesis is that the power-law degree distribution is the result of a global optimization process (natural selection) for network compactness [7]. However, this interpretation faces some problems [28]. On the contrary, the above results support the suggestion that the actual topology of these networks might be a result of some kind of optimization at a local scale. For instance, in the case

of motifs' evolution, the interaction between two proteins will evolve depending on whether or not it is beneficial for cooperative activities.

In summary, we have studied the synchronization of limit-cycle oscillators on top of complex scale-free networks. We have found that the onset of synchronization occurs at a nonzero value, though small, with a critical exponent around 0.5. On the other hand, when the synchronous state has been attained, highly connected nodes are more robust under perturbations and they are recovered in a time which depends on their degree as a power law with exponent close to -1. To round off the paper, we stress that the results presented here for the Kuramoto's model seem to be valid for other nonlinear dynamical systems [29], which make it necessary to study in more details the connection between graph theory, dynamics on networks and nonlinearity in future modeling of complex networks.

Acknowledgments

Y.M. acknowledges financial support from the Secretaría de Estado de Educación y Universidades (Spain, SB2000-0357). This work has been partially supported by the Spanish DGIYT project BFM 2002-01798.

-
- [1] S.H. Strogatz, *Nonlinear dynamics and chaos* (Reading, MA: Perseus Books, Cambridge MA, 1994).
 - [2] D.L. Turcotte, *Fractals and Chaos in Geology and Geophysics* (Cambridge Univ. Press, Cambridge, 2nd edn, 1997).
 - [3] S.A. Levin, B.T. Grenfell, A. Hastings, and A.S. Perelson, *Science* 275, 334 (1997).
 - [4] A.T. Winfree, *The Geometry of Biological Time* (Springer, New York, 1980).
 - [5] A. Pikovsky, M. Rosenblum, and J. Kurths, *Synchronization: A Universal Concept in Nonlinear Science* (Cambridge Univ. Press, Cambridge, 2001).
 - [6] S.H. Strogatz, *Nature* (London) 410, 268 (2001).
 - [7] H. Jeong, S.P. Mason, A.-L. Barabasi, and Z.N. Oltvai, *Nature* (London) 411, 41 (2001).
 - [8] R.V. Sole, and J.M. Montoya, *Proc. R. Soc. London B* 268, 2039 (2001).
 - [9] M.E.J. Newman, *Proc. Natl. Acad. Sci. U.S.A.* 98, 404 (2001).
 - [10] A. Vazquez, R. Pastor-Satorras, and A. Vespignani, *Phys. Rev. E* 65, 066130 (2002).
 - [11] See e.g., *Handbook of Graphs and Networks: From the Genome to the Internet*, eds. S. Bornholdt and H.G. Schuster (Wiley-VCH, Berlin, 2002).
 - [12] D.J. Watts and H.S. Strogatz, *Nature* 393, 440 (1998).
 - [13] M.E.J. Newman, *SIAM Review* 45, 167 (2003).
 - [14] D.S. Callaway, M.E.J. Newman, S.H. Strogatz, and D.J. Watts, *Phys. Rev. Lett.* 85, 5468 (2000).
 - [15] R. Pastor-Satorras, and A. Vespignani, *Phys. Rev. Lett.* 86, 3200 (2001).
 - [16] Y. Moreno, R. Pastor-Satorras, and A. Vespignani, *Eur. Phys. J. B* 26, 521 (2002).
 - [17] A. Vazquez, and Y. Moreno, *Phys. Rev. E* 67, 015101 (R) (2003).
 - [18] Y. Kuramoto, *Chemical Oscillations, Waves, and Turbulence* (Springer, Berlin, 1984).
 - [19] S.H. Strogatz, *Physica D* 143, 1 (2000).
 - [20] A.-L. Barabasi, and R. Albert, *Science* 286, 509 (1999); A.-L. Barabasi, R. Albert, and H. Jeong, *Physica A* 272, 173 (1999).
 - [21] J. Marro and R. Dickman, *Nonequilibrium phase transitions in lattice models* (Cambridge University Press, Cambridge, 1999).
 - [22] Y. Moreno, J.B. Gomez, and A.F. Pacheco, *Phys. Rev. E* 68, 035103 (R) (2003).
 - [23] S. Itzkovitz, R. Milošević, N. Kashtan, G. Ziv and U. Alon, *Phys. Rev. E* 68, 026127 (2003).
 - [24] R. Milošević, S. Shen-Orr, S. Itzkovitz, N. Kashtan, D. Chklovskii and U. Alon, *Science* 298, 824 (2002).
 - [25] G. Bianconi and A. Capocci, *Phys. Rev. Lett.* 90, 078701 (2003).
 - [26] S. Wuchty, Z.N. Oltvai, and A.-L. Barabasi, *Nat. Genet.* 35, 176 (2003).
 - [27] Y. Moreno, and A.F. Pacheco, in preparation.
 - [28] A. Wagner, SFI Working Paper 03-11-062.
 - [29] M. Barahona, and L.M. Pecora, *Phys. Rev. Lett.* 89, 054101 (2002).