

Thermal conductivity in the vortex state of $\text{YBa}_2\text{Cu}_3\text{O}_7$ and Sr_2RuO_4

L. Tewordt and D. Fay

I. Institut für Theoretische Physik, Universität Hamburg, Jungiusstr. 9, 20355 Hamburg, Germany
(February 8, 2020)

The thermal conductivity κ is calculated for the Abrikosov vortex lattice with d-wave pairing. The Andreev scattering rate arises from the self energy term in Gorkov's integral equation for the corresponding Green's function. The impurity scattering rate is calculated self-consistently from this Green's function in the t-matrix approximation. Recent zero-field and finite-field measurements of κ/T for low T in ultraclean YBCO can be explained by assuming a very small impurity scattering rate and a phase shift close to the unitary limit. Our theory also applies to the spin triplet pairing states with vertical or horizontal line nodes in Sr_2RuO_4 .

Recently the thermal conductivity κ of ultraclean $\text{YBa}_2\text{Cu}_3\text{O}_7$ was measured at very low temperatures in magnetic fields up to 13 Tesla.¹ In zero field, κ/T rises from its universal limit κ_{00}/T very fast as a function of temperature which, according to the quasiclassical calculation for a d-wave superconductor,² indicates either an extremely small normal state impurity scattering rate $\Gamma = 1/2\tau$ in the unitary limit (phase shift $\rho = \pi/2$), or an unrealistically large Γ for the Born approximation (phase shift $\rho = 0$). As a function of field, κ initially increases very rapidly reaching nearly twice its universal limit κ_{00} and remains almost unchanged up to 13 Tesla. The theory of Vekhter and Houghton,³ which includes scattering of quasiparticles at the vortices via Andreev scattering, yields a rise proportional to \sqrt{H} in agreement with the measurements for a less pure sample of YBCO.⁴ Recently the data of Ref. 1 have been accounted for by assuming a phase shift ρ for impurity scattering slightly less than the unitary limit, $\pi/2$, and adding to the extremely small impurity scattering rate Γ a phenomenological quasiparticle scattering due to Andreev scattering at the superfluid flow of the vortices.⁵

In the present paper we use the theory of Ref. 3 and the equivalent theory of Ref. 6 to solve the problem of the occurrence of a plateau-like feature in the field dependence of κ in YBCO. These theories are based on the theory of Brandt, Pesch, and Tewordt (BPT-theory)⁷ where the spatial average of the Gorkov Green's function G for the Abrikosov vortex lattice was calculated. The expression for the thermal conductivity which has been derived from this Green's function⁶ can explain the measured field dependence of κ for different field directions for superconducting spin-triplet pairing states with vertical or horizontal nodes in Sr_2RuO_4 . A simplified version of the BPT-theory which is based on the quasiclassical Green's function g ,^{8,9} referred to here as the P-approximation, yields the expression of Ref. 3 for the thermal conductivity $\kappa \equiv \kappa_{xx}$ in the vortex state with the field perpendicular to the basal plane for a d-wave superconductor. We find that the expressions for the thermal conductivity derived from the BPT-Gorkov or from the P-quasiclassical Green's functions (Refs. 6 and 3) yield to a very good approximation the same results for all reduced fields $h = H/H_{c2}$, impurity scattering rates $\delta = \Gamma/\Delta_0$, and phase shifts ρ . Here Δ_0 is the amplitude of the d-wave order parameter.

To save space we omit here the full expression for κ and concentrate on the discussion of the Andreev scattering which is derived from first principles. This contribution to the quasiparticle scattering is contained in the expression for $\text{Im}\xi_0$ in the denominator of the ω -integral for κ which also includes the well-known factor $\omega^2 \text{sech}^2(\omega/2T)$.⁶ Here ξ_0 is the position of the pole of the BPT-Green's function G as a function of the normal state energy ξ measured from the Fermi energy. The equation for the zero ξ_0 of the denominator of G yields $\text{Im}\xi_0 = \gamma_i + \gamma_A$, where γ_i is the total impurity scattering rate and γ_A is the imaginary part of the quasiparticle energy $-\Sigma_A$ at ξ_0 . The kernel of Gorkov's integral equation for G in the spatial representation yields

$$\Sigma_A(r_1, r_2; \omega) = -\Delta(r_1)\Delta^*(r_2)G^0(r_1 - r_2; -\omega), \quad (1)$$

where $\Delta(r)$ is Abrikosov's vortex lattice order parameter. From this expression it is clear that $\gamma_A = -\text{Im}\Sigma_A$ is the scattering rate for converting a quasiparticle at $\Delta^*(r_2)$ by Andreev reflection into a quasihole and then back into a quasiparticle at $\Delta(r_1)$. The Fourier transform of $\Sigma_A(r_1 - r_2; \omega)$ yields⁷

$$\Sigma_A(\mathbf{p}, \omega) = -i\sqrt{\pi}\Delta^2(\Lambda/v_\perp)w[(\omega + i\gamma_i + \xi_p)\Lambda/v_\perp]. \quad (2)$$

Here Δ^2 is the spatial average of $|\Delta(r)|^2$, $\Lambda = (2eH)^{-1/2}$ is of the order of the vortex lattice constant, $v_\perp(\mathbf{p})$ is the Fermi velocity component perpendicular to the applied field \mathbf{H} , and w is Dawson's integral. In the limit $\omega \rightarrow 0$

corresponding to the $T \rightarrow 0$ limit of κ/T , one obtains explicit expressions for $\text{Im}\xi_0 = \gamma_i + \gamma_A(\xi_0)$ and κ/κ_n .⁶ In the limit $v_\perp \rightarrow 0$, i.e., $\mathbf{v}(\mathbf{p}) \parallel \mathbf{H}$, Eq.(2) tends to the self energy of the BCS Green's function. In the limit $\lambda \rightarrow \infty$, i.e., $H \rightarrow 0$, the expressions for κ in the BPT-approximation⁶ and in the equivalent P-approximation³ tend correctly to the expression for κ which was first derived in Ref. 10.

In the following we present results for a d-wave pairing state in a field perpendicular to the basal plane where the Abrikosov vortex lattice state is multiplied by $\cos(2\phi)$. The impurity scattering rate γ_i is calculated self-consistently in the t-matrix approximation for the self energy Σ_i :

$$\gamma_i = \text{Re}\Sigma_i; \quad \Sigma_i = \Gamma \bar{g}(\omega) [\cos^2 \rho + \bar{g}^2 \sin^2 \rho]^{-1}; \quad (3)$$

$$g(\omega, \phi) = [1 - i\sqrt{\pi}(2\Delta\Lambda/v)^2 \cos^2(2\phi)w'(z)]^{-1/2}; \quad (4)$$

$$z = 2(\omega + i\Sigma_i)\Lambda/v; \quad \Lambda = (2eH)^{-1/2}. \quad (5)$$

Here g is the quasi-classical Green's function in the P-approximation,⁸ and \bar{g} is the angular average of g . The field dependence of Δ is approximately given by $\Delta = \Delta_0\sqrt{1-h}$, where $h = H/H_{c2}$.

In Fig.1(a) we show the ratio of $\kappa_{xx} \equiv \kappa$ to the normal state conductivity κ_n vs $h = H/H_{c2}$ for $\omega = 0$ corresponding to the limit $T \rightarrow 0$, and the density of states $N/N_0 = \text{Re}\bar{g}(0)$, for reduced normal state scattering rates $\delta = \Gamma/\Delta_0 = 0.1, 0.01, 0.001$, and 0.0001 in the Born approximation (phase shift $\rho = 0$). The occurrence of a plateau in the low field range for all scattering rates is demonstrated more clearly in Fig.1(b). In Fig.2(a) we show our corresponding results for κ/κ_n and N/N_0 for a phase shift $\rho = 0.495\pi$ which is very close to the unitary limit $\rho = \pi/2$ and has been used in Ref. 5 to fit the data of Ref. 1. Fig.2(b) shows more clearly that a plateau in the low field range is reached only approximately in the limit of very small scattering rates, here $\delta = 0.001$ and 0.0001 . The latter value is of the order of magnitude of the value that has been used in Ref. 5 to fit the data of Ref. 1. We find that the field dependence of κ/κ_n is very nearly the same as the field dependence of the ratio of the scattering rates in the normal and vortex states, i.e., the angular average of $\Gamma/(\gamma_i + \gamma_A)$. This means, according to Figs.1(a) and 2(a), that the Andreev scattering rate γ_A is much larger than the impurity scattering γ_i up to fields just below H_{c2} , and that the ratio γ_A/γ_i at fixed h increases with decreasing scattering rate δ .

We now attempt to explain the second feature of the experiments of Ref. 1, i.e., that κ/T becomes almost temperature independent up to about 0.6 K for constant fields above 1 Tesla up to 13 Tesla. In Fig.1(c) we show our results for $\kappa(\omega)/\kappa_n$ vs $\Omega = \omega/\Delta_0$ for $\delta = 0.1$ and 0.05 and several fields $h = 0.1, 0.06$, and 0.02 in the Born approximation ($\rho = 0$). Here, $\kappa(\omega)/\kappa_n$ is the factor multiplying $(\omega/T)^2 \text{sech}^2(\omega/2T)$ in the normalized integral over $d(\omega/T)$ for κ/κ_n . Since $(\omega/T)^2 \text{sech}^2(\omega/2T)$ has a maximum at $\omega/T = 2.4$, one has $\Omega = \omega/\Delta_0 \simeq 2.4(T/\Delta_0)$, and thus $\kappa(\omega)/\kappa_n$ yields approximately the dependence of $\kappa/\kappa_n \propto \kappa/T$ as a function of $\Omega \simeq 2.4(T/\Delta_0)$. We have divided $\kappa(\omega)/\kappa_n$ by δ because $\kappa_n\delta \sim (\pi/2)\kappa_{00}$ where κ_{00} is the universal conductivity limit. One recognizes from Fig.1(c) that $\kappa(\omega)/\kappa_n\delta$ is almost constant in the range from $\Omega = 0$ to 0.1 which means that κ/T is almost constant up to about $T/T_c \sim 0.1$, and that the curves for constant fields $h = 0.1, 0.06$, and 0.02 lie close together for each of the two scattering rates $\delta = 0.1$ and 0.05 . In Fig.2(c) we show the corresponding results for the phase shift $\rho = 0.495\pi$ and scattering rate $\delta = 0.0001$, and in Fig.3(a) the results for scattering rate $\delta = 0.001$ and the same phase shift and fields. Again these results indicate that κ/T is nearly constant as a function of T at least for the higher fields $h = 0.1$ and 0.06 . However, these curves for the almost unitary limit are not as close to each other as those for the Born approximation in Fig.1(c). This is in disagreement with the data for the temperature dependence of κ/T for fixed fields between 0.8 and 13 Tesla which lie on about the same level.¹

We have also calculated $\kappa(\omega)/\kappa_n\delta$ in the limit of zero field. The expression for κ in Ref. 6 yields in the limit $H \rightarrow 0$, or $\Lambda \rightarrow \infty$, the following result:

$$\frac{\kappa(\omega)}{\kappa_n\delta} = \int_0^{2\pi} \frac{d\phi}{\pi} \cos^2(\phi) \frac{1}{\text{Im} [\tilde{\Omega}^2 - \cos^2(2\phi)]^{1/2}} \frac{1}{2} \left(1 + \frac{|\tilde{\Omega}|^2 - \cos^2(2\phi)}{|\tilde{\Omega}^2 - \cos^2(2\phi)|} \right); \quad (6)$$

$$\tilde{\Omega} = \Omega + i\Sigma_i/\Delta_0; \quad g(\tilde{\Omega}, \phi) = \tilde{\Omega} [\tilde{\Omega}^2 - \cos^2(2\phi)]^{-1/2}; \quad \Omega = \omega/\Delta_0. \quad (7)$$

The impurity self energy Σ_i is calculated self-consistently with the help of Eq.(3). Eq.(6) agrees with the general strong-coupling result of Ref. 10. In Fig.2(c) we have plotted our results for $\kappa(\omega)/\kappa_n\delta$ for phase shift $\rho = 0.495\pi$ and scattering rate $\delta = 0.0001$, and in Fig.3(a) we show the results for the same phase shift and scattering rates

$\delta = 0.001, 0.01$, and 0.1 . One sees from these figures that for $H = 0$ the ratio $\kappa(\omega)/\kappa_n\delta \simeq (2/\pi)\kappa(\omega)/\kappa_{00}$ tends for $\Omega \rightarrow 0$, or $T \rightarrow 0$, correctly to the value $(2/\pi)$, and that this function rises approximately proportional to Ω^2 with a slope that decreases for increasing δ . The zero field and constant field curves in Figs.2(c) and 3(a) for $\delta = 0.0001$ and 0.001 are qualitatively similar to the data for the T dependence of κ/T in zero and constant fields.¹ However, the values of κ/T in units of κ_{00}/T shown in Fig.2(c) for the constant fields $h = 0.1, 0.06$, and 0.02 are an order of magnitude too large in comparison to the experimental values. The corresponding values for $\delta = 0.001$ shown in Fig.3(a) are much smaller. These values can be reduced further to reach the experimental value of about 2 with a reasonable increase in the factor α multiplying the quantity $\Delta\Lambda/v$ [see Eqs. (2) and (4)] for a d-wave pairing state.³ Here $\alpha \propto v_2/v$ where v_2 is the slope of the d-wave gap at the node. The dashed curves in Fig.3(a) correspond to the value $\alpha = 5$. These curves are reduced to those in Fig.3(b) by using the value $\alpha = 31$. The upper dashed curves in Fig.2(c) for $\delta = 0.0001$ also correspond to $\alpha = 5$ and they are reduced to the lower dashed curves by taking the same value of $\alpha = 31$ as for $\delta = 0.001$ in Fig.3(b). A still much larger value of α is needed to reach the experimental value $\kappa/\kappa_{00} \sim 2$. That corresponds to an unrealistically large value of v_2/v . We thus conclude that the measured T dependence of κ/T for ultraclean YBCO in zero field, and finite fields up to 13 Tesla, can be qualitatively explained by our theory with the parameter values $\rho = 0.495\pi$ and $\delta = 0.001$ and 0.0001 . However, the corresponding curves for the field dependence of κ/κ_n in the $T \rightarrow 0$ limit [see Fig.2(b)] do not rise as abruptly to the plateau-like value for increasing field as the experimental curve. The reason may be that our theory is only approximately valid for fields $H \ll H_{c2}$. Contrary to the nearly unitary limit, in the Born approximation the field dependence of κ/κ_n shown in Fig.1(b), and the temperature dependence of κ/T [see Fig.1(c)], are, for example for $\delta = 0.1$, in much better agreement with the experiments of Ref. 1. However, the T dependence of κ/T for zero field is in total disagreement with the data: it rises steeply for very small Ω and then tends to a constant value of about $4\kappa_{00}/T$ for Ω up to about 0.1 [see Fig.1(c)].

We have also investigated intermediate values of the impurity scattering phase shift, for example, $\rho = 0.4\pi$ which has been used to fit the data for the microwave conductivity in YBCO films.¹¹ We find that the measured field dependence of the thermal conductivity¹ is better described with $\rho = 0.4\pi$ and $\delta = 0.001$ or 0.0001 than with $\rho = 0.495\pi$ and the same δ 's. However, the Ω dependence of κ/κ_{00} for zero field is quite far from a Ω^2 dependence: it rises steeply to a maximum and then decreases slowly for increasing Ω . Thus phase shifts intermediate between the Born approximation and the unitary limit do not seem useful for explaining the experiments of Ref. 1.

The aim of the theory for κ in Ref. 6 was to explain the measurements of κ in Sr_2RuO_4 for fields perpendicular to the ab plane and for rotating in-plane fields.¹² Recently, κ was measured in Sr_2RuO_4 in zero field down to very low temperatures.¹³ This low-temperature behavior of κ demonstrates the universal character of the heat transport due to a gap with nodes and suggests strong impurity scattering with a phase shift close to $\pi/2$. Since our present theory of κ for a d-wave superconductor also applies to a spin triplet f-wave pairing state with vertical or horizontal line nodes,⁶ we conclude that our results for phase shifts $\rho = 0.495\pi \simeq \pi/2$ also apply to Sr_2RuO_4 . The T dependence of κ/T for $\delta = 0.01$ and 0.1 shown in Fig.3(a) for zero field is similar to the data in Ref. 13. The curves for κ/κ_n vs H/H_{c2} for $\delta = 0.01$ and 0.1 in Fig.2(a) lie far below the curves for $\delta = 0.5$ and 0.2 obtained in the Born approximation in Ref. 6.

In summary, we have calculated the thermal conductivity for the Abrikosov vortex lattice state with d-wave pairing which automatically includes Andreev scattering due to the self energy in Gorkov's integral equation for the Green's function. The measured rapid growth of the zero field κ with temperature in ultraclean YBCO¹ can be explained only by assuming a very small impurity scattering rate $\delta = \Gamma/\Delta \sim 10^{-3}$ or 10^{-4} and a phase shift close to the unitary limit $\pi/2$. The observed sudden onset of a "plateau" in κ/T as a function of field H ¹ requires, in the unitary limit, the assumption of a very small $\delta \leq 10^{-3}$ because this makes the region of \sqrt{H} -behavior small and κ beyond this region nearly constant as a function of H . The third feature of the experiments, i.e., the independence of κ/T on T for constant fields above about 1 Tesla, can also be explained by assuming a small scattering rate and the nearly unitary phase shift limit. The Born approximation (phase shift zero) with $\delta \sim 0.1$ yields a much better description of the measured field dependence of κ , i.e., a steep initial increase followed by a plateau, however, the calculated T dependence of κ/T in zero field is quite different from the observed temperature dependence. This holds also for intermediate phase shifts between $\rho = 0$ and $\rho = \pi/2$, for example, $\rho = 0.4\pi$ which has been used to fit microwave conductivity data.¹¹ An important result of our theory is that the field dependence of κ/κ_n is nearly the same as that of the ratio of the impurity scattering rate γ_i to the sum of γ_i and Andreev scattering rate γ_A . Since κ/κ_n is much smaller than 1 over almost the entire field range up to close below H_{c2} , we conclude that γ_A is much larger than γ_i over this field range.

In conclusion, we have shown that the measured field dependence of κ/T in ultraclean YBCO,¹ in particular the plateau, can be better described by the Born approximation than by the almost unitary phase shift limit for impurity scattering. However, the use of the almost unitary limit is necessary in order to explain the observed rapid increase of κ/T with T in zero field with the model of isotropic impurity scattering with a single phase shift. It is possible

that the deficiencies of the present theory may be due to this over-simplified model,¹⁴ while our theory of Andreev scattering is presumably at least approximately correct for not too small fields. Our results for the unitary limit and scattering rates $\delta \sim 0.01$ and 0.1 also apply to spin triplet states with vertical or horizontal line nodes in Sr_2RuO_4 . The zero field measurements at very low T strongly suggest a phase shift close to $\pi/2$.¹³

We thank K. Scharnberg for helpful discussions.

-
- ¹ R. W. Hill, et al., cond-mat/0307360 (2003).
 - ² M. J. Graf, S-K Yip, J. A. Sauls, and D. Rainer, Phys. Rev. B **53**, 15147 (1996).
 - ³ I. Vekhter and A. Houghton, Phys. Rev. Lett. **83**, 4626 (1999).
 - ⁴ M. Chiao et al., Phys. Rev. Lett. **82**, 2943 (1999).
 - ⁵ W. Kim, F. Marsiglio, and J. P. Carbotte, cond-mat/0307539 (2003).
 - ⁶ L. Tewordt and D. Fay, Phys. Rev. B **64**, 024528 (2001).
 - ⁷ U. Brandt, W. Pesch, and L. Tewordt, Z. Phys. **201**, 209 (1967).
 - ⁸ W. Pesch, Z. Phys. B **21**, 263 (1975).
 - ⁹ P. Klimesch and W. Pesch, J. Low Temp. Phys. **32**, 869 (1978).
 - ¹⁰ V. Ambegaokar und L. Tewordt, Phys. Rev. **134**, A805 (1964).
 - ¹¹ S. Hensen, G. Müller, C. T. Rieck, and K. Scharnberg, Phys. Rev. B **56**, 6237 (1997).
 - ¹² K. Izawa et al., Phys. Rev. Lett. **86**, 2653 (2001).
 - ¹³ M. Suzuki et al., Phys. Rev. Lett. **88**, 227004 (2002).
 - ¹⁴ K. Scharnberg, private communication.

Fig. 1a

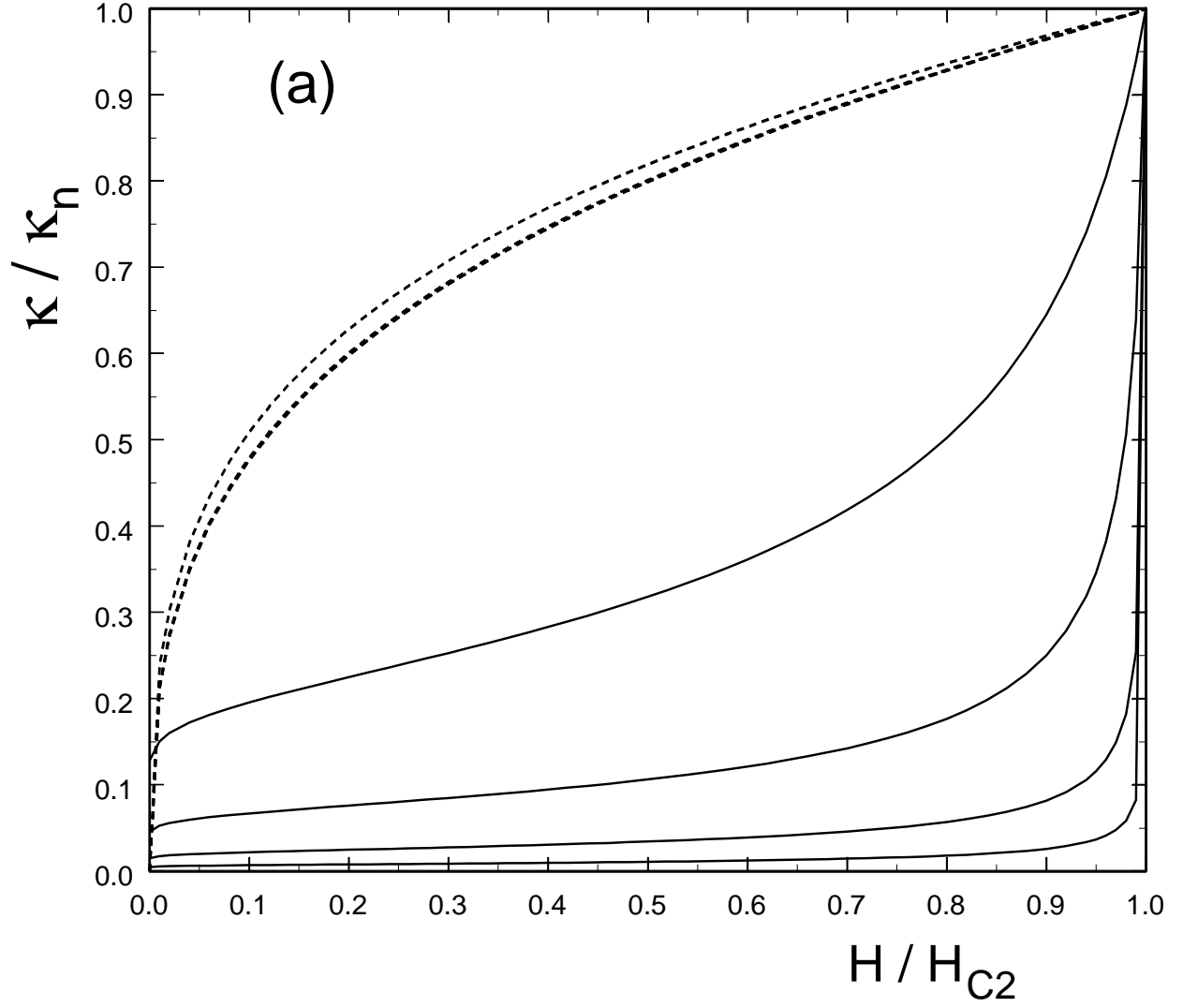


FIG. 1. 1a) Thermal conductivity ratio, κ/κ_n , vs $h = H/H_{c2}$ at $T = 0$ in the Born approximation for the reduced scattering rates $\delta = \Gamma/\Delta_0 = 0.1, 0.01, 0.001$, and 0.0001 (solid curves, from top to bottom) and the density of states at the Fermi energy, N/N_0 vs h (dashed curves from top to bottom).

Fig. 1b

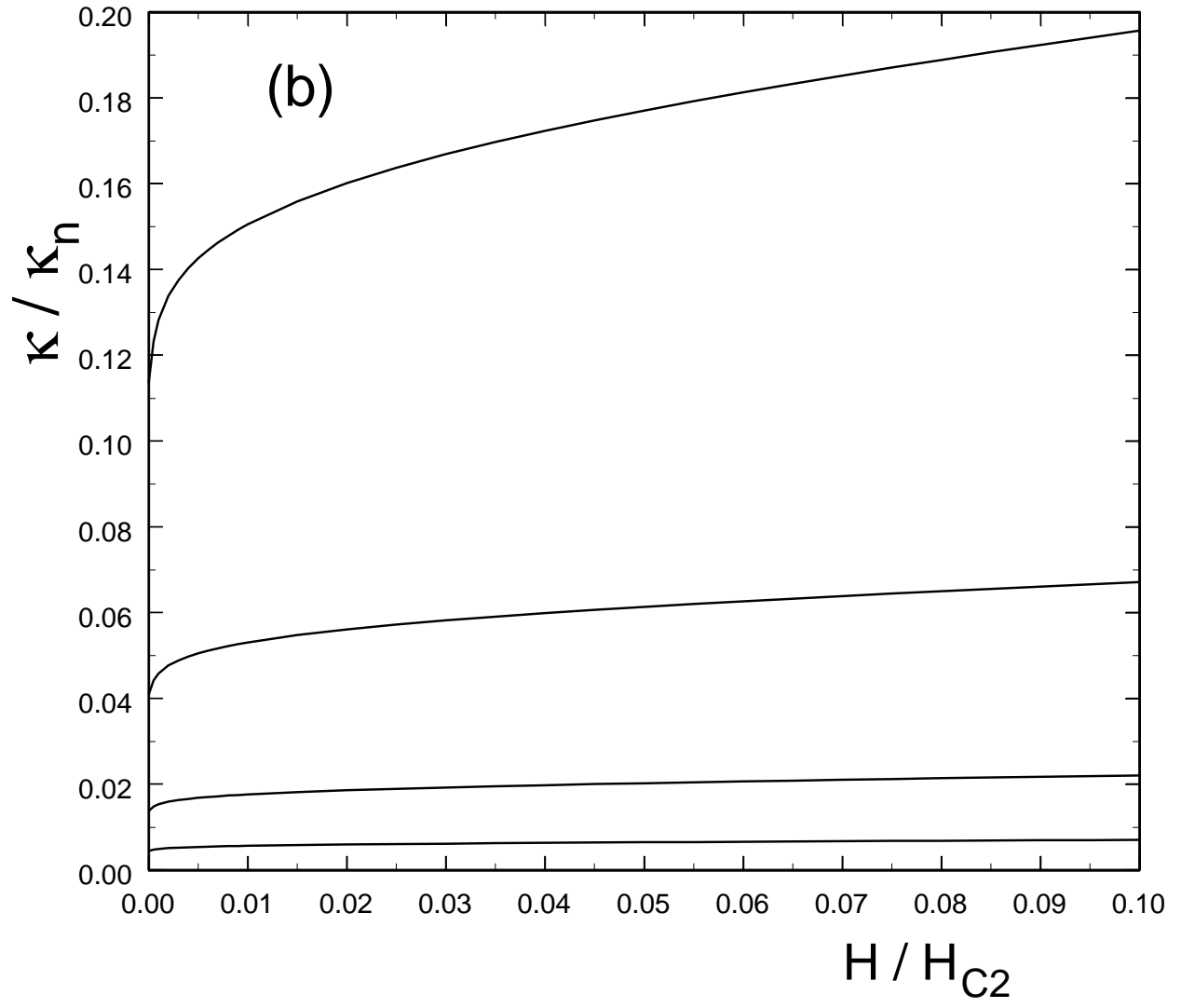


FIG. 2. 1b) The same as 1(a) but on a reduced scale.

Fig. 1c

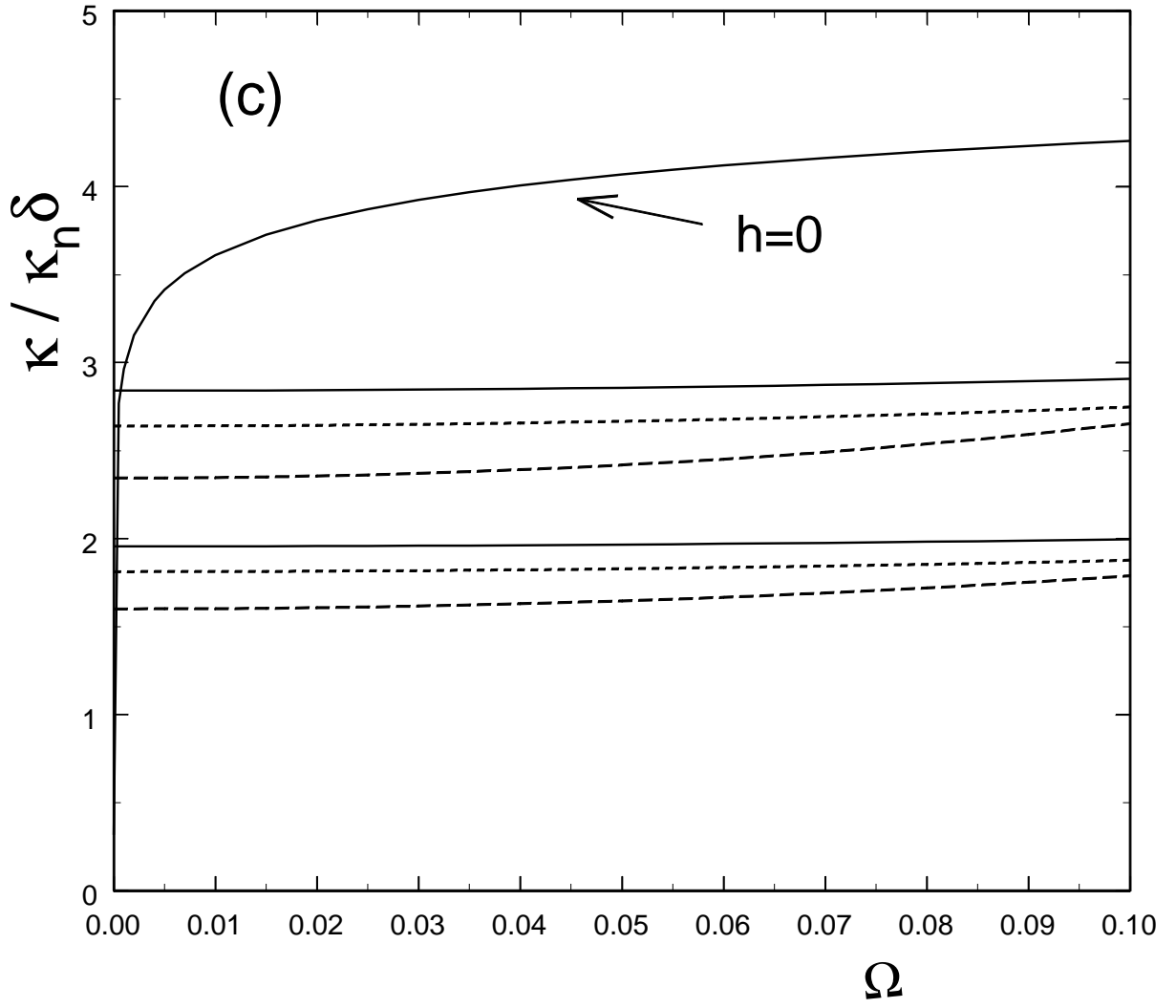


FIG. 3. 1c) The factor in the integrand of the ω -integral for κ , $\kappa(\omega)/\kappa_n\delta$, vs $\Omega = \omega/\Delta_0$. Upper curves for $\delta = 0.05$ in the Born approximation for $h = 0.1, 0.06$, and 0.02 and lower curves for $\delta = 0.1$ and the same h (from top to bottom). Solid curve for $h = 0$ and $\delta = 0.1$.

Fig. 2a

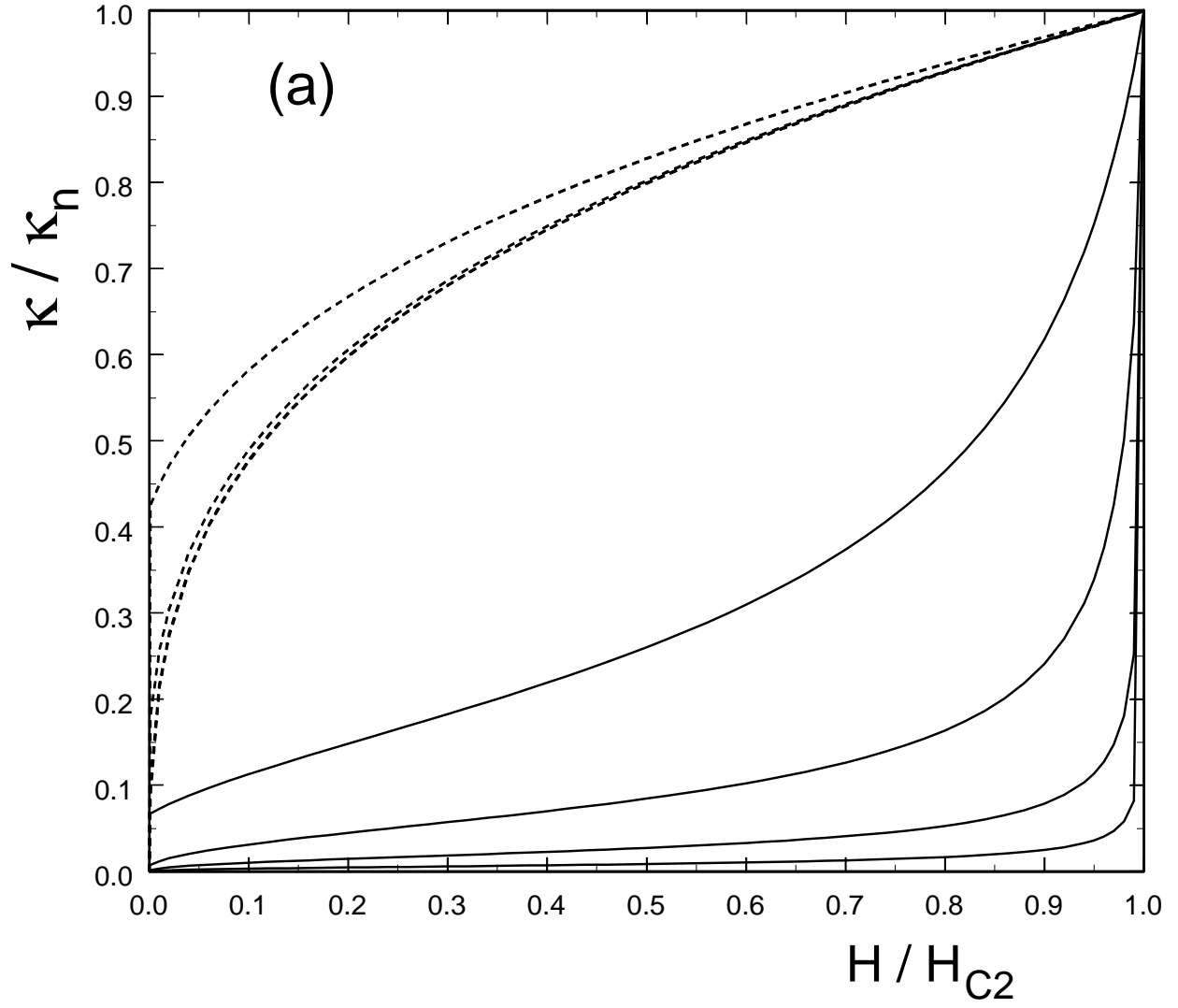


FIG. 4. 2a) κ/κ_n vs h at $T = 0$ for impurity scattering phase shift $\rho = 0.495\pi$ and $\delta = 0.1, 0.01, 0.001$, and 0.0001 (solid curves, from top to bottom), and N/N_0 vs h (dashed curves from top to bottom).

Fig. 2b

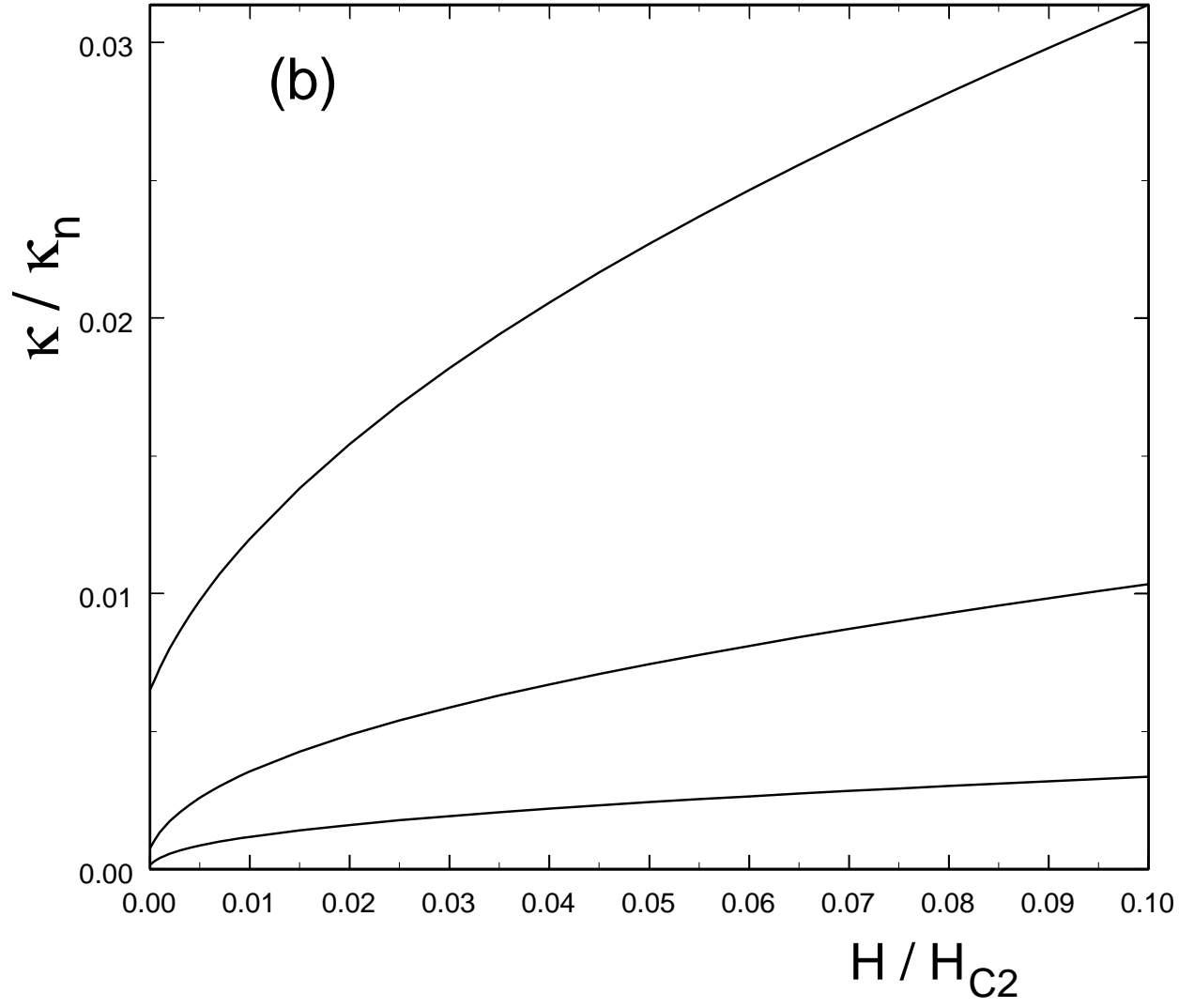


FIG. 5. 2b) The same as 2(a) but on a reduced scale for $\delta = 0.01$, 0.001 , and 0.0001 .

Fig. 2c

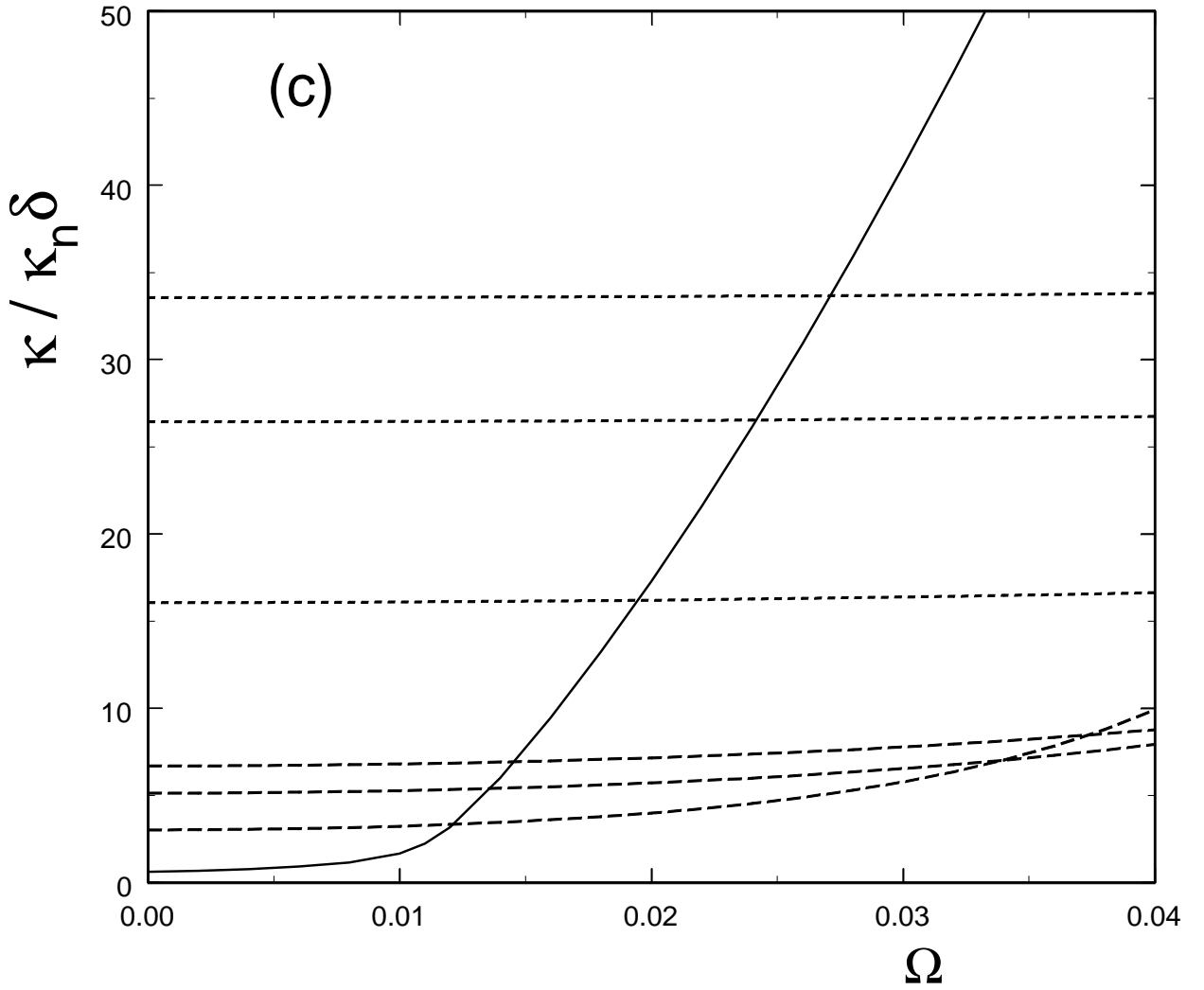


FIG. 6. 2c) $\kappa(\omega)/\kappa_n\delta$, vs Ω [see notation of Fig.1(c)] for phase shift $\rho = 0.495\pi$ and $\delta = 0.0001$. Dashed curves for $h = 0.1, 0.06$, and 0.02 (from top to bottom). Upper curves for $\alpha = 5$ and lower curves for $\alpha = 31$. Solid curve for $h = 0$.

Fig. 3a

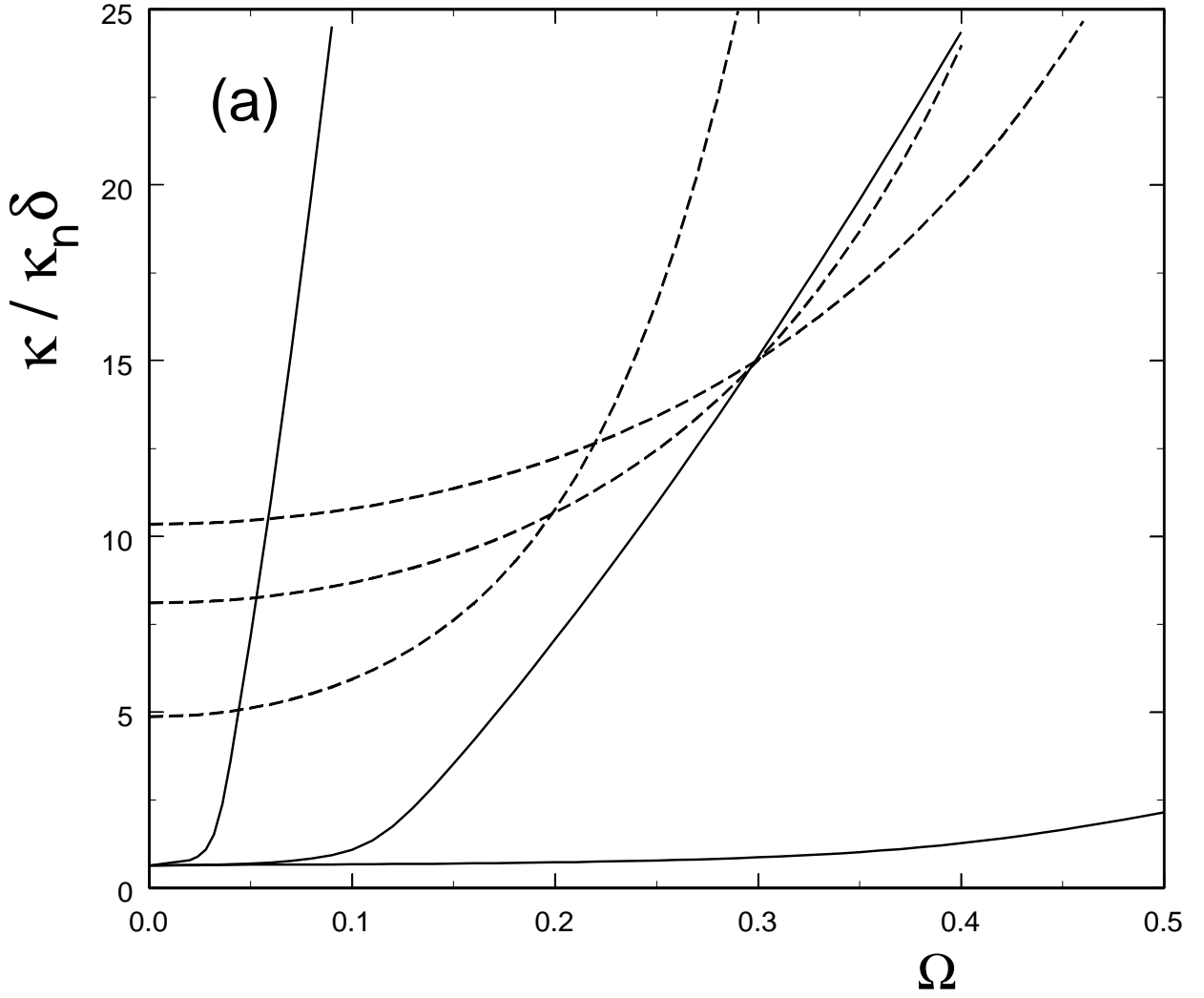


FIG. 7. 3a) Factor in the ω -integral for κ , $\kappa(\omega)/\kappa_n\delta$, vs $\Omega = \omega/\Delta_0$, for phase shift $\rho = 0.495\pi$. Solid curves for $h = 0$ and $\delta = 0.001, 0.01$, and 0.1 (from left to right). Dashed curves for $\delta = 0.001$, $\alpha = 5$, and $h = 0.1, 0.06$, and 0.02 (from top to bottom)

Fig. 3b

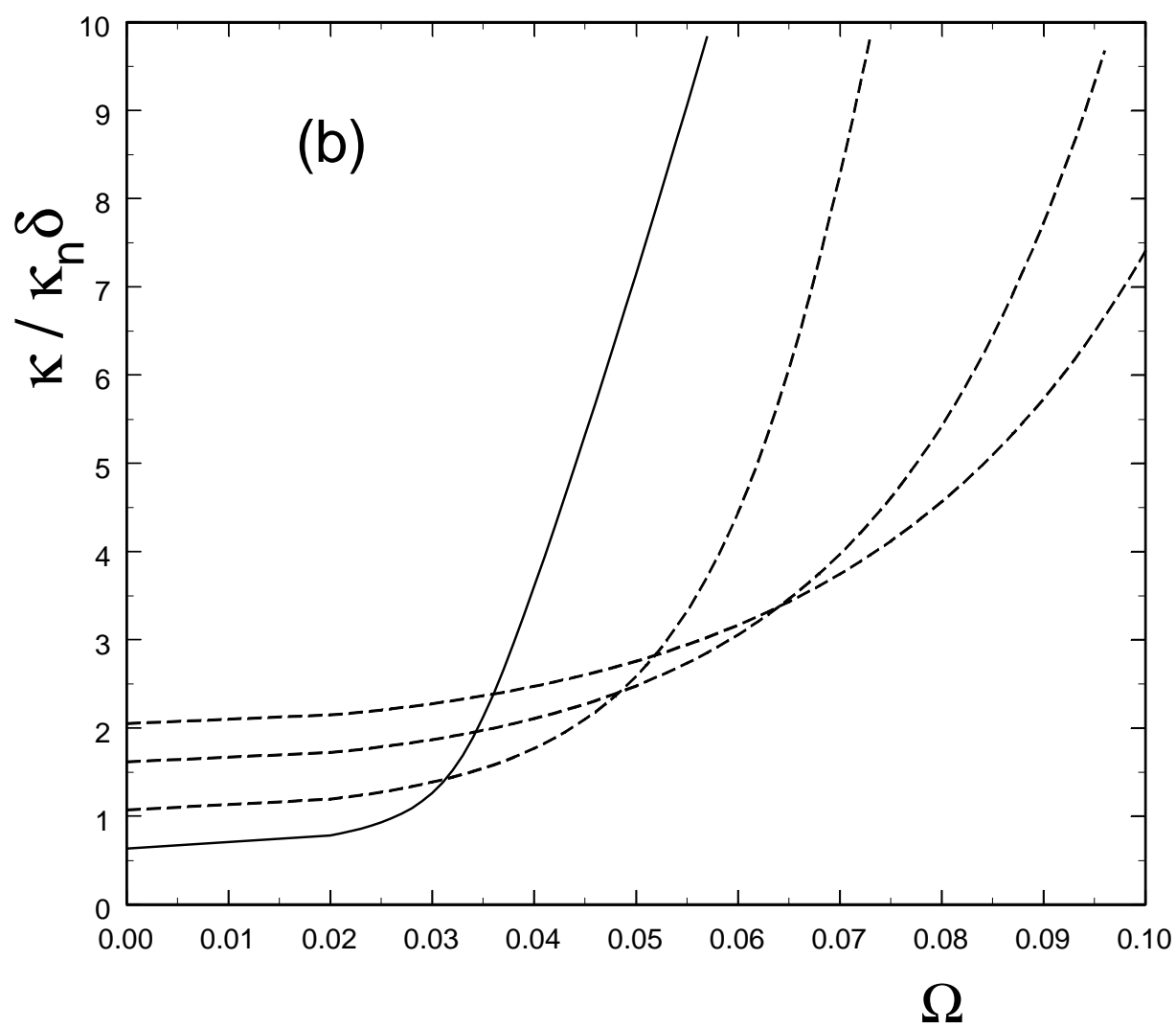


FIG. 8. 3b) Dashed curves for $\delta = 0.001$, $\alpha = 31$, and $h = 0.1, 0.06$, and 0.02 (from top to bottom). Solid curve for $h = 0$.