

Bridging the ARCH model for finance and nonextensive entropy

Sílvia M. Duarte Queirós and Constantino Tsallis*

Centro Brasileiro de Pesquisas Físicas, Rua Dr. Xavier Sigaud 150,
22290-180, Rio de Janeiro-RJ, Brazil
(November 6, 2018)

Engle's ARCH algorithm is a generator of stochastic time series for financial returns (and similar quantities) characterized by a time-dependent variance. It involves a memory parameter b ($b = 0$ corresponds to *no memory*), and the noise is currently chosen to be Gaussian. We assume here a generalized noise, namely q_n -Gaussian, characterized by an index $q_n \in \mathcal{R}$ ($q_n = 1$ recovers the Gaussian case, and $q_n > 1$ corresponds to tailed distributions). We then match the second and fourth moments of the ARCH return distribution with those associated with the q -Gaussian distribution obtained through optimization of the entropy $S_q = \frac{1 - \sum_i p_i^q}{q-1}$, basis of nonextensive statistical mechanics. The outcome is an *analytic* distribution for the returns, where a unique $q \geq q_n$ corresponds to each pair (b, q_n) ($q = q_n$ if $b = 0$). This distribution is compared with numerical results and appears to be remarkably precise. This system constitutes a simple, low-dimensional, dynamical mechanism which accommodates well within the current nonextensive framework.

PACS numbers: 05.40.-a, 05.90.+m, 89.65.Gh

Time series are ubiquitous in nature. They appear in geoseismic phenomena, El Niño, finance, electrocardio- and electroencephalographic profiles, among many others. Some of these series can be constructed by using, for successive values of time t , random variables associated with the *same* distribution for all times: they are called *homoskedastic*. Such is the case of the ordinary Brownian motion. But many phenomena exist in nature which do *not* accommodate with such a property, i.e., the distribution associated with each value of t depends on t . Such random variables are then called *heteroskedastic*. A simple illustration would be to use say a centered Gaussian at all steps, but with a *randomly varying width*.

Nowadays, time series that are intensively studied are the financial ones, where nonstationary *volatility* (technical name for second-order moment of say returns) is a common feature [1–3]. In order to mimic explicitly and analyze this type of time series, R.F. Engle introduced in 1982 the *autoregressive conditional heteroskedasticity* (ARCH) process [4]. Its prominence can be measured by its wide use, by the amount of its extensions introduced later [5,6], and — last but not least — by the fact that the 2003 Nobel Prize for Economics was awarded to Engle “for methods of analyzing economic time series with time-varying volatility (ARCH)”. This and similar processes are commonly used in the implementation of asset pricing theories, market microstructure models, and pricing derivative assets [6,7] (see also [8]). Specifically, the ARCH(s) [4] process generates, for the *returns* z_t , a discrete time series whose variance σ_t^2 , at each time step, depends *linearly* on the s *previous* values of $[z_t]^2$. It is defined as follows:

$$\begin{cases} z_t = \sigma_t \omega_t, \\ \sigma_t^2 = a + \sum_{i=1}^s b_i z_{t-i}^2, \end{cases} \quad (1)$$

or, equivalently,

$$\begin{cases} z_t = \sqrt{a + \sum_{i=1}^s b_i z_{t-i}^2} \omega_t \\ \sigma_t^2 = a + \sum_{i=1}^s b_i \sigma_{t-i}^2 \omega_{t-i}^2, \end{cases} \quad (2)$$

where $a, b_i, \sigma_t \geq 0$, and ω_t represents an independent and identically distributed stochastic process with mean value null and unit variance, (i.e., $\langle \omega_t \rangle = 0$ and $\langle \omega_t^2 \rangle = 1$), currently chosen to follow a Gaussian distribution, but other choices are possible. In this manuscript we will discuss in detail the usual case $s = 1$, ARCH(1), which will be from now on simply designated by ARCH. In general, the distribution, $P_n(\omega)$, together with parameters a and $\{b_i\}$, specify the particular ARCH process (n stands for *noise*).

As can be seen from Eqs. (2), parameters $\{b_i\}$ characterize the memory mechanism. For $b_i = 0$ ($\forall i$), there is no memory effect, and consequently the ARCH process for returns reduces to generating the noise ω_t (multiplied by \sqrt{a}). We can verify that, in general, $\langle z_t \rangle = \langle \sigma_t \rangle \langle \omega_t \rangle = 0$, and $\langle z_t z_{t'} \rangle = \langle \sigma_t \sigma_{t'} \rangle \langle \omega_t \omega_{t'} \rangle = \langle \sigma_t \sigma_{t'} \rangle \delta_{tt'}$. Therefore, even for nonvanishing b_i 's, the returns z_t remain *uncorrelated*, whereas correlations do exist in the variance σ_t^2 [5]. We observe that this stochastic process captures the tendency for the so called *volatility clustering*, i.e., large (small) values of z_t are followed by other large (small) values of z_{t+1} , *but of arbitrary sign*. In other words, $\langle |z_t| |z_{t'}| \rangle$ by no means is proportional to $\delta_{tt'}$.

*sdqueiro@cbpf.br, tsallis@cbpf.br

Hereon we focus on ARCH(1), i.e., $b_1 \equiv b$ and $b_i = 0$ ($i = 2, 3, \dots$). From Eqs. (1) it is simple to obtain the n -th moment for the $P(z)$ stationary distributions, particularly the second moment

$$\sigma^2 \equiv \langle z_t^2 \rangle = \langle \sigma_t^2 \rangle = \frac{a}{1-b} \quad (b < 1), \quad (3)$$

and the fourth moment,

$$\langle z^4 \rangle = a^2 \langle \omega_t^4 \rangle \frac{1+b}{(1-b)(1-b^2 \langle \omega_t^4 \rangle)}. \quad (4)$$

Without loss of generality, we can assume that the ARCH procedure generates a time series with unit variance, i.e., $\sigma^2 = 1$, hence $a = 1-b$. Now, for z_t , the fourth moment is numerically equal to the *kurtosis* $k_x \equiv \frac{\langle x^4 \rangle}{\langle x^2 \rangle^2}$ (a possible measure of non-gaussianity or peakedness for probability distributions), and we can easily get,

$$\langle z_t^4 \rangle = k_z = k_\omega \left[1 + b^2 \frac{k_\omega - 1}{1 - k_\omega b^2} \right] \quad (k_\omega b^2 < 1), \quad (5)$$

It is straightforwardly verified that, whatever the form of $P_n(\omega)$, the ARCH process generates probability distributions $P(z)$ with a *slower* decay and consequently with a kurtosis $k_z > k_\omega$ [9–12]. See in Figs. 1 and 2, typical runs for a Gaussian noise.

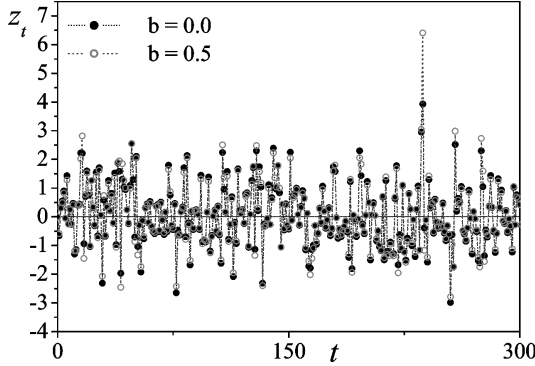


FIG. 1. Two examples of ARCH time series obtained for a *Gaussian* noise (i.e., $q_n = 1$). Memory (i.e., $b > 0$) increases the probability for large values of $|z_t|$, i.e., fat tails in $P(z)$. The large value at $t = 237$ is virtually never observed for $b = 0$.

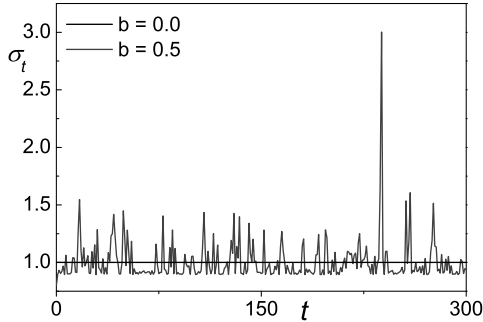


FIG. 2. Time dependence of the volatility σ for the same two ARCH processes shown in Fig. 1. The largest value for σ occurs at $t = 238$.

We shall now establish a possible analytical connection between the memory parameter b , $P(z)$ and $P_n(\omega)$ under the framework of the nonextensive statistical mechanics introduced by one of us [13]. Consider a probability distribution $P'(z)$ such that it maximizes the entropic form

$$S_q = \frac{1 - \int_{-\infty}^{+\infty} [P'(z)]^q dz}{q-1} \quad (q \in \mathbb{R}), \quad (6)$$

with $\lim_{q \rightarrow 1} S_q = - \int_{-\infty}^{+\infty} P'(z) \ln P'(z) dz \equiv S_{BG}$ (BG stands for *Boltzmann-Gibbs*). Maximizing Eq. (6) with the constraints $\int_{-\infty}^{+\infty} P'(z) dz = 1$ and $\int_{-\infty}^{+\infty} z^2 P'(z) dz = 1$ we have

$$P'(z) = \frac{\mathcal{A}}{[1 + \mathcal{B}(q-1)z^2]^{\frac{1}{q-1}}} \quad (q < 5/3), \quad (7)$$

with

$$\mathcal{B} \equiv \frac{\Gamma \left[\frac{5-3q}{2q-2} \right]}{2(q-1) \Gamma \left[\frac{3-q}{2q-2} \right]}, \quad (8)$$

and

$$\mathcal{A} \equiv \frac{\Gamma \left[\frac{1}{q-1} \right]}{\sqrt{2\pi} \Gamma \left[\frac{3-q}{2q-2} \right]} \sqrt{(2q-1)\mathcal{B}}. \quad (9)$$

In the $q \rightarrow 1$ limit, the normal distribution is recovered. The fourth moment (which for this case coincides with the kurtosis) is given by,

$$\langle z^4 \rangle = 3 \frac{\Gamma \left[\frac{7-5q}{2q-2} \right] \Gamma \left[\frac{3-q}{2q-2} \right]}{\left\{ \Gamma \left[\frac{5-3q}{2q-2} \right] \right\}^2} \quad (1 < q < \frac{7}{5}). \quad (10)$$

Let us now make the *ansatz* $P'(z) \simeq P(z)$. Consistently we impose the matching of Eqs. (5) and (10). This yields q as a function of b and k_ω . Assuming that noise ω_t follows a generalized distribution, Eq. (7), defined by an entropic index q_n (such that $k_\omega^{(q_n)} b^2 < 1$) we are able to establish a relation between the memory parameter b and the entropic indexes q and q_n , which characterize respectively the distributions $P'(z)$ and $P_n(\omega)$. This connection is straightforwardly given by

$$b = \frac{\sqrt{G(q) \left\{ \Gamma \left[\frac{5-3q_n}{2q_n-2} \right] \right\}^2 - G(q_n) \left\{ \Gamma \left[\frac{5-3q}{2q-2} \right] \right\}^2}}{\sqrt{G(q_n) \left(3G(q) - \left\{ \Gamma \left[\frac{5-3q}{2q-2} \right] \right\}^2 \right)}}, \quad (11)$$

where $G(x) \equiv \Gamma\left[\frac{7-5x}{2x-2}\right] \Gamma\left[\frac{3-x}{2x-2}\right]$. This connection, depicted in Fig. 3, constitutes, to the best of our knowledge, the first ever found which *analytically* expresses the return distribution in terms of the noise distribution and the memory parameter b . In what follows we shall verify that the above ansatz is indeed satisfied within a remarkable precision. To do this for typical values of b and q_n , we first generate, through a standard algorithm based on Eq.(1) (with $s = 1$), a set of ARCH time series and their corresponding *probability density functions* (PDF's) $P(z)$. The results are indicated in Figs. 4 and 5. Then we compare with a histogram (with a conveniently chosen unit interval δ) associated with the distribution (7), with q satisfying Eq. (11). In other words, we compare with $\mathcal{A}_\delta [1 - \mathcal{B}(1-q)x^2]^{-\frac{1}{1-q}}$, where \mathcal{B} is given by Eq. (8), and

$$\mathcal{A}_\delta = \int_{-\delta/2}^{+\delta/2} p(z) dz = \frac{\delta}{\sqrt{2\pi}} \frac{\Gamma\left[\frac{1}{q-1}\right]}{\Gamma\left[\frac{3-q}{2q-2}\right]} \sqrt{\frac{\Gamma\left[\frac{5-3q}{2q-2}\right]}{\Gamma\left[\frac{3-q}{2q-2}\right]}} \times {}_2F_1\left(\frac{1}{2}, \frac{1}{q-1}; \frac{3}{2}, -\frac{\delta^2 \Gamma\left[\frac{5-3q}{2q-2}\right]}{8\Gamma\left[\frac{3-q}{2q-2}\right]}\right) \quad (12)$$

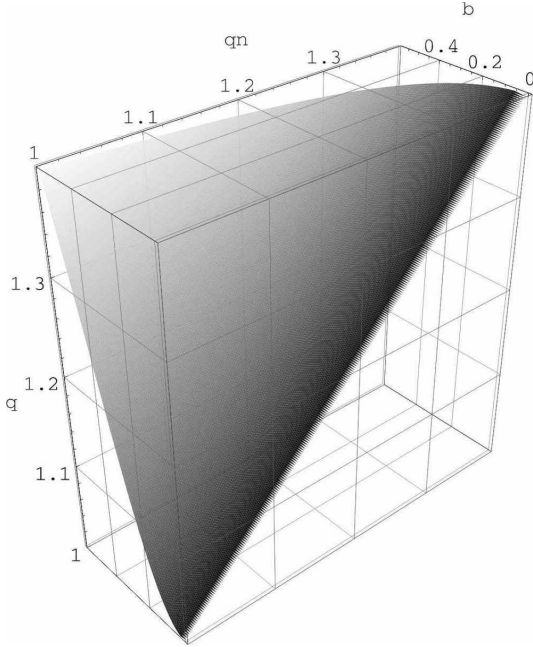


FIG. 3. Diagram (q, q_n, b) for the ARCH process with $\langle z^2 \rangle = 1$ (for $b = 0$ we have the straight line $q = q_n$).

We verify that the agreement is quite satisfactory. In order to quantify the small discrepancy between the ARCH PDF's $P(z)$ and the analytical ones $P'(z)$, we have indicated in the captions of Figs. 4 and 5 the values of $\chi^2 \equiv \frac{1}{N} \sum_{i=1}^N [P(z_i) - P'(z_i)]^2$, N being the number of points. An alternative evaluation of the discrepancy of the ARCH and analytical distribution can be done by

comparing the sixth-order moment. It is simple to verify that these momenta for $P(z)$ and $P'(z)$ exhibit quite small discrepancies. For example, for the cases illustrated in Figs. 4 and 5, we have obtained discrepancies never larger than 2.9% (occurring in fact for $b \simeq 0.5$) for $q_n = 1$ and than 2.7% (occurring in fact for $b \simeq 0.3$) for $q_n = 1.3$. Such minor discrepancies are, in financial practice, completely innocuous (for example, we may check in [14,15] that realistic return distributions are larger than 10^{-6} , whereas in our present Figs. 4 and 5 we have simulated down to 10^{-8}).

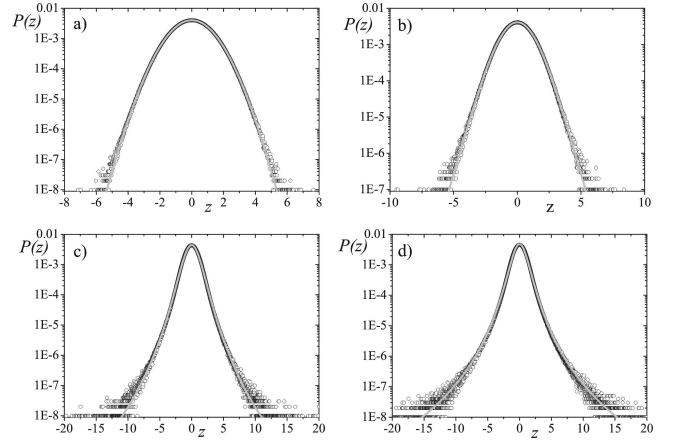


FIG. 4. PDFs for a $q_n = 1$ noise and typical values of b . a) $b = 0$, $q = 1$ ($\chi^2 = 1.14 \times 10^{-11}$); b) $b = 0.1$, $q = 1.01976$ ($\chi^2 = 2.34 \times 10^{-10}$); c) $b = 0.4$, $q = 1.242424$ ($\chi^2 = 1.82 \times 10^{-10}$); d) $b = 0.5$, $q = \frac{4}{3}$ ($\chi^2 = 2.98 \times 10^{-10}$).

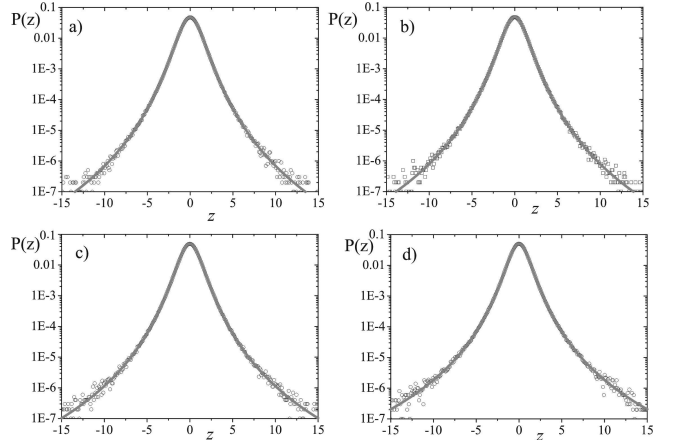


FIG. 5. PDFs for a $q_n = 1.3$ noise and typical values of b . a) $b = 0$, $q = 1.3$ ($\chi^2 = 3.93 \times 10^{-10}$); b) $b = 0.1$, $q = 1.30762$ ($\chi^2 = 8.86 \times 10^{-10}$); c) $b = 0.2$, $q = 1.32950$ ($\chi^2 = 9.72 \times 10^{-10}$); d) $b = 0.3$, $q = 1.36306$ ($\chi^2 = 2.68 \times 10^{-10}$).

Let us conclude by saying that the fact that a close connection has been shown to exist between the possibly ubiquitous ARCH stochastic processes and the nonextensive entropy Eq.(6) strongly suggests further possible

connections. We refer to phenomena which might present some kind of scale invariant geometry, e.g., hierarchical or multifractal structures, low-dimensional dissipative and conservative maps [16], fractional and/or nonlinear Fokker-Planck equations [17], Langevin dynamics with fluctuating temperature [18], possibly scale-free network growth [19], long-range many-body classical Hamiltonians [20–22], among others. A more detailed study of this as well as of other heteroskedastic models (e.g., GARCH) is in progress.

We acknowledge useful remarks from J.D. Farmer, as well as partial support from Faperj, CNPq, PRONEX/MCT (Brazilian agencies) and FCT/MCES (contract SFRH/BD/6127/2001) (Portuguese agency).

-
- [1] B.M. Mandelbrot, *J. Business* **36**, 394 (1963).
 - [2] E.F. Fama, *J. Business* **38**, 34 (1965).
 - [3] J.-Ph. Bouchaud and M. Potters, *Theory of Financial Risks: From Statistical Physics to Risk Management* (Cambridge University Press, Cambridge, 2000); R.N. Mantegna and H.E. Stanley, *An Introduction to Econophysics: Correlations and Complexity in Finance* (Cambridge University Press, Cambridge, 1999).
 - [4] R.F. Engle, *Econometrica* **50**, 987 (1982).
 - [5] T. Bollerslev R.Y. Chou and K.F. Kroner, *J. Econometrics* **52**, 5 (1992).
 - [6] S.H. Poon and C.W.J. Granger, *J. Econ. Lit.* **41**, 478 (2003).
 - [7] T.H. McCurdy and T. Stengos, *J. Econometrics* **52**, 225 (1992).
 - [8] I. Zovko and J. Doyne Farmer, *Quantitative Finance* **2**, 387 (2002).
 - [9] H. White, *Econometrica* **50**, 1 (1982).
 - [10] A.A. Weiss, *Journal of Time Series Analysis* **5**, 129 (1984).
 - [11] T. Bollerslev, *Rev. Econ. Stat.* **69**, 542 (1987).
 - [12] B. Podobnik, P.Ch. Ivanov, Y. Lee, A. Cheesa and H.E. Stanley, *Europhys. Lett.* **50**, 711 (2000).
 - [13] C. Tsallis, *J. Stat. Phys.* **52**, 479 (1988). A regularly updated bibliography on the subject is available at <http://tsallis.cat.cbpf.br/biblio.htm>.
 - [14] R. Osorio, L. Borland and C. Tsallis, in *Nonextensive Entropy - Interdisciplinary Applications*, eds. M. Gell-Mann and C. Tsallis (Oxford University Press, New York, 2004), in press.
 - [15] L. Borland, *Phys. Rev. Lett.* **89**, 098701 (2002); L. Borland, *Quantitative Finance* **2**, 415 (2002).
 - [16] M.L. Lyra and C. Tsallis, *Phys. Rev. Lett.* **80**, 53 (1998); F. Baldovin and A. Robledo, *Europhys. Lett.* **60**, 518 (2000).
 - [17] L. Borland, *Phys. Rev. E* **57**, 6634 (1998).
 - [18] C. Beck and E.G. Cohen, *Physica A* **322**, 267 (2003).
 - [19] R. Albert and A.L. Barabasi, *Phys. Rev. Lett.* **85**, 5234 (2000).
 - [20] V. Latora, A. Rapisarda and C. Tsallis, *Phys. Rev. E* **64**, 056134 (2001).
 - [21] S. Abe and Y. Okamoto, eds., *Nonextensive Statistical Mechanics and Its Applications* (Springer-Verlag, Berlin, 2001).
 - [22] M. Gell-Mann and C. Tsallis, eds., *Nonextensive Entropy - Interdisciplinary Applications* (Oxford University Press, New York, 2004), in press.