

The Effects of the interfacial Pseudo-spin Coupling Fluctuation on the Dielectric Property of a Ferroelectric Superlattice

Yin-Zhong Wu^{1,2}, Wei-Min Zhang¹

¹*Department of Physics, National Cheng Kung University, Tainan 701, Taiwan**

²*Department of Physics, Changshu Institute of Technology, Changshu 215500, China*

Ming-Rong Shen, Zhen-Ya Li

Department of Physics, Suzhou University, Suzhou 215006, China

Abstract

Using effective-field theory with correlation, we investigate the effects of the interfacial pseudo-spin coupling fluctuation on the susceptibility and the polarization of a ferroelectric superlattice within the framework of the transverse Ising Model. It is found that the interfacial coupling fluctuation will give rise to the increase of the susceptibility at lower temperature. For a strong interfacial coupling, the phase transition temperature will decrease with the increase of the fluctuation of the interfacial coupling. The susceptibility of $BaTiO_3/SrTiO_3$ superlattice versus the period are given for different magnitude of the interfacial coupling fluctuation. The peak position of the susceptibility of $BaTiO_3/SrTiO_3$ superlattice at room temperature will shift to the large period when the fluctuation of the interfacial coupling is large.

Keywords: Interfacial coupling fluctuation, ferroelectric superlattice, dielectric property.

PACS: 77.22.Ch; 77.55.+f

* Mailing Address

Electronic Mail: yzwu@phys.ncku.edu.tw or yzwu@cslg.cn

1 Introduction

Recently developments in the fabrication of thin film have been applied to the research of the ferroelectric thin film. Due to its good properties at the ferroelectricity, dielectric, piezoelectricity and pyroelectricity, the ferroelectric heterostructure have attracted much attention and have many potential applications, such as nonvolatile dynamic random access memories(FDRAM), thin film capacitor, detector, sensor, optical instrument etc. New and improved ferroelectric materials, which retain large dielectric properties at small dimension, are considered necessary for electric device such as the small size capacitors. How to acquire a high dielectric constant at film thickness below $0.1\mu m$ becomes a hot spot in ferroelectric study field. A giant permittivity associated with the motion of domain walls was reported in epitaxial hetero-structures having alternating layers of ferroelectric and nonferroelectric oxides[1]. Experiments have also been carried out on the dielectric enhancement and Maxwell-Wagner effects in ferroelectric superlattice structure[2], the lattice mismatch and the interfacial strain in ferroelectric multilayer are thought as the main causes for the dielectric enhancement[2, 3]. Theoretically, Qu et al. had studied the interfacial effects on the susceptibility of a ferroelectric superlattice[4], the dielectric properties of the ferroelectric superlattice depend sensitively on the interfacial coupling and the thickness of the component. Zhu[5] and Wang[6] had investigated the effects of stress on ferroelectric thin film within the framework of Landau theory, it is found that the tensile stress enhances the mean susceptibility, while the compressive stress reduces the mean susceptibility. By taking the four-spin interaction into account, wang[7] found a ferroelectric-ferroelectric phase transition in a ferroelectric superlattice for a large period at lower temperature. In our previous work[8, 9], the effects of the long-range interaction and the non-ferroelectric layer on the dielectric properties of the ferroelectric multilayer were studied. In experiments[3], the defects zones and the mismatch are found at the interface between successive ferroelectric multilayers. It is anticipated that the ferroelectric multilayer with a high concentration of the interfaces, where the bonding and the structure will in general depart from that of the interior of the layers or the bulk, will have a new properties. The complex and the inhomogeneous of the interfacial, compared with the bulk material, may be important or even dominant in the superlattice structure when the individual constituent layers is only a few unit

cells. As we know, there are no theoretical studies on the details of the interfacial structure of a ferroelectric superlattice up to the present. The disordered structure of the interfacial must give rise to randomness in the interaction of the dipolar moments, which is similar to the structure fluctuation or the bond randomness in the amorphous ferromagnets[10]. In this paper, we preliminary consider an interfacial pseudo-spin coupling fluctuation within the transverse Ising model(TIM) to investigate the effects of the interfacial structure inhomogeneity on the dielectric properties of the ferroelectric superlattice. The coupling fluctuation may also exist in the interior layers of the superlattice. However, compared with the magnitude of the coupling fluctuation within the interface, the coupling fluctuation is weak in the interior layers of the superlattice. Here, we focus our attention on the effects of the interfacial pseudo-spin coupling fluctuation. The phase transition properties of a ferroelectric Ising superlattice has been investigated by Wang[11] and Aouad[12] using mean-field theory and effective-field theory respectively, they obtain that the dielectric constant has a maximum around small period at the room temperature. It is well known that the mean-field theory fail to give the fluctuation effects near the phase transition point. The effective-field theory, which is based on the Ising spin identities and the differential operator technique, theoretically, is superior to the mean-field theory. We use the effective-field theory with correlation[13] in this paper. It is found that the larger the coupling fluctuation in the interface is, the higher the susceptibility of the ferroelectric superlattice at lower temperature. The interfacial coupling fluctuation will remarkably lower the phase transition temperature of the ferroelectric superlattice when the interfacial coupling is stronger than that in the interior layers. At last, parameters that imitate $BaTiO_3/SrTiO_3$ superlattice structure are applied into our model. We find that large interfacial coupling fluctuation will increase the dielectric constant of $BaTiO_3/SrTiO_3$ at room temperature, and decrease the dielectric constant at the high temperature. It will also give rise to a viariation of the critical thickness of the superlattice, at which there exist a maximum value of the dielectric constant of the superlattice at room temperature. We believe in that the interfacial disorder, such as the interfacial coupling fluctuation, is one of the reasons of the dielectric enhancement of the ferroelectric multilayer.

2 Model and Formulation

We consider a ferroelectric superlattice composed of two different components (A and B) with an interface (I), L_a , L_b , L_{in} are the thickness of the component A, B, and the interface in one cell of the superlattice respectively. each layer is defined on the x-y plane and with pseudo-spin sites on a square lattice (see Fig.1). We only consider one interfacial layer ($L_{in} = 1$), which is the same as the model applied in references [11,12]. The coupling constant between pseudo-spin in the interfacial layer and pseudo-spin in the interior layer is distinguished from that between spins within the interior layer. The system is described by the Ising Hamiltonian in a transverse field

$$H = - \sum_{\langle ij \rangle} J_{ij} S_i^z S_j^z - \sum_{\langle mn \rangle} \bar{J}_{in} S_m^z S_n^z - \sum_i \Omega_i S_i^x - 2\mu E \sum_i S_i^z, \quad (1)$$

where Ω_i is the transverse field. S_i^z , S_i^x are components of spin-1/2 operator at site i , J_{ij} is the coupling constant between the nearest neighbor site i and site j within the component A and B, \bar{J}_{in} is the nearest neighbor coupling constant in the interfacial layer and that between the interface and the interior layers of component A or B. \bar{J}_{in} is assumed to be randomly distributed according to the independent probability distribution function $\rho(\bar{J}_{ij})$. μ is the effective dipole moment of site i , and E is the applied electric field. The parameters J_{ij} and Ω_i are taken as:

$$J_{ij} = \begin{cases} J_a & \text{for } i, j \in \text{component A} \\ J_b & \text{for } i, j \in \text{component B}, \end{cases} \quad (2)$$

$$\Omega_i = \begin{cases} \Omega_a & \text{for } i \in \text{component A} \\ \Omega_{in} & \text{for } i \in \text{the interface I} \\ \Omega_b & \text{for } i \in \text{component B}, \end{cases} \quad (3)$$

For the ferroelectric material with the first-order phase transition, a four-spin interaction [7] must be included in the Hamiltonian (1). Here, we will focus our attention on the effects of the coupling fluctuation in the interface, the four-spin interaction term is not considered for simplicity. According to the effective-field theory with correlation [13], for instance, we take

$L_a = L_b = 3$, the average values of pseudo-spins in each layer of the superlattice can be given as following

$$\begin{aligned}
R_1 &= \langle\langle S_1^z \rangle\rangle_r = \langle [\cosh(\frac{1}{2} \nabla \bar{J}_{in}) + 2 \langle S_8 \rangle \sinh(\frac{1}{2} \nabla \bar{J}_{in})] \cdot \\
&\quad [\cosh(\frac{1}{2} \nabla J_a) + 2 \langle S_1 \rangle \sinh(\frac{1}{2} \nabla J_a)]^4 \cdot \\
&\quad [\cosh(\frac{1}{2} \nabla J_a) + 2 \langle S_2 \rangle \sinh(\frac{1}{2} \nabla J_a)] \rangle_r \cdot f(x, \Omega_a)|_{x=0}, \\
R_2 &= \langle S_2^z \rangle = [\cosh(\frac{1}{2} \nabla J_a) + 2 \langle S_1 \rangle \sinh(\frac{1}{2} \nabla J_a)] \cdot \\
&\quad [\cosh(\frac{1}{2} \nabla J_a) + 2 \langle S_2 \rangle \sinh(\frac{1}{2} \nabla J_a)]^4 \cdot \\
&\quad [\cosh(\frac{1}{2} \nabla J_a) + 2 \langle S_3 \rangle \sinh(\frac{1}{2} \nabla J_a)] \cdot f(x, \Omega_a)|_{x=0}, \\
R_3 &= \langle\langle S_3^z \rangle\rangle_r = \langle [\cosh(\frac{1}{2} \nabla J_a) + 2 \langle S_2 \rangle \sinh(\frac{1}{2} \nabla J_a)] \cdot \\
&\quad [\cosh(\frac{1}{2} \nabla J_a) + 2 \langle S_3 \rangle \sinh(\frac{1}{2} \nabla J_a)]^4 \cdot \\
&\quad [\cosh(\frac{1}{2} \nabla \bar{J}_{in}) + 2 \langle S_4 \rangle \sinh(\frac{1}{2} \nabla \bar{J}_{in})] \rangle_r \cdot f(x, \Omega_a)|_{x=0}, \\
R_4 &= \langle\langle S_4^z \rangle\rangle_r = \langle [\cosh(\frac{1}{2} \nabla \bar{J}_{in}) + 2 \langle S_3 \rangle \sinh(\frac{1}{2} \nabla \bar{J}_{in})] \cdot \\
&\quad [\cosh(\frac{1}{2} \nabla \bar{J}_{in}) + 2 \langle S_4 \rangle \sinh(\frac{1}{2} \nabla \bar{J}_{in})]^4 \cdot \\
&\quad [\cosh(\frac{1}{2} \nabla \bar{J}_{in}) + 2 \langle S_5 \rangle \sinh(\frac{1}{2} \nabla \bar{J}_{in})] \rangle_r \cdot f(x, \Omega_{ab})|_{x=0}, \\
R_5 &= \langle\langle S_5^z \rangle\rangle_r = \langle [\cosh(\frac{1}{2} \nabla \bar{J}_{in}) + 2 \langle S_4 \rangle \sinh(\frac{1}{2} \nabla \bar{J}_{in})] \cdot \\
&\quad [\cosh(\frac{1}{2} \nabla J_b) + 2 \langle S_5 \rangle \sinh(\frac{1}{2} \nabla J_b)]^4 \cdot \\
&\quad [\cosh(\frac{1}{2} \nabla J_b) + 2 \langle S_6 \rangle \sinh(\frac{1}{2} \nabla J_b)] \rangle_r \cdot f(x, \Omega_b)|_{x=0}, \\
R_6 &= \langle S_6^z \rangle = [\cosh(\frac{1}{2} \nabla J_b) + 2 \langle S_5 \rangle \sinh(\frac{1}{2} \nabla J_b)] \cdot \\
&\quad [\cosh(\frac{1}{2} \nabla J_b) + 2 \langle S_6 \rangle \sinh(\frac{1}{2} \nabla J_b)]^4 \cdot \\
&\quad [\cosh(\frac{1}{2} \nabla J_b) + 2 \langle S_7 \rangle \sinh(\frac{1}{2} \nabla J_b)] \cdot f(x, \Omega_b)|_{x=0}, \\
R_7 &= \langle\langle S_7^z \rangle\rangle_r = \langle [\cosh(\frac{1}{2} \nabla J_b) + 2 \langle S_6 \rangle \sinh(\frac{1}{2} \nabla J_b)] \cdot \\
&\quad [\cosh(\frac{1}{2} \nabla J_b) + 2 \langle S_7 \rangle \sinh(\frac{1}{2} \nabla J_b)]^4 \cdot \\
&\quad [\cosh(\frac{1}{2} \nabla \bar{J}_{in}) + 2 \langle S_8 \rangle \sinh(\frac{1}{2} \nabla \bar{J}_{in})] \rangle_r \cdot f(x, \Omega_b)|_{x=0}, \\
R_8 &= \langle\langle S_8^z \rangle\rangle_r = \langle [\cosh(\frac{1}{2} \nabla \bar{J}_{in}) + 2 \langle S_7 \rangle \sinh(\frac{1}{2} \nabla \bar{J}_{in})] \cdot \\
&\quad [\cosh(\frac{1}{2} \nabla \bar{J}_{in}) + 2 \langle S_8 \rangle \sinh(\frac{1}{2} \nabla \bar{J}_{in})]^4 \cdot \\
&\quad [\cosh(\frac{1}{2} \nabla \bar{J}_{in}) + 2 \langle S_1 \rangle \sinh(\frac{1}{2} \nabla \bar{J}_{in})] \rangle_r \cdot f(x, \Omega_{ab})|_{x=0},
\end{aligned} \tag{4}$$

where function $f(x)$ is defined by

$$f(x, \Omega_i) = \frac{x}{2\sqrt{x^2 + \Omega_i^2}} \tanh\left(\frac{1}{2}\sqrt{x^2 + \Omega_i^2}\right), \tag{5}$$

To proceed further, one has to approximation the thermal multiple correlations on the right side of Equation (4). We use the Zernike decoupling approximation,

$$\langle S_i^z S_j^z \dots S_k^z S_l^z \rangle \approx \langle S_i^z \rangle \langle S_j^z \rangle \dots \langle S_k^z \rangle \langle S_l^z \rangle. \quad (6)$$

In order to describe the coupling fluctuation in a simple way, we assumed that the distribution of J_{in} take the following distribution form $\rho(\bar{J}_{in})$

$$\rho(\bar{J}_{in}) = \frac{1}{2} [\delta(\bar{J}_{in} - J_{in} - \Delta J_{in}) + \delta(\bar{J}_{in} - J_{in} + \Delta J_{in})], \quad (7)$$

and the parameter δ_{in} , which is introduced to describe the magnitude of the coupling fluctuation in the interface, is defined as

$$\delta_{in} = \frac{\Delta J_{in}}{J_{in}}. \quad (8)$$

The symbol $\langle \dots \rangle_r$ denotes the random bond average. These random bond averages in Eq. (4) are given by

$$\begin{aligned} \langle \cosh(\nabla \bar{J}_{in}) \rangle_r &= \cosh(\nabla J_{in} \delta_{in}) \cosh(\nabla J_{in}), \\ \langle \sinh(\nabla \bar{J}_{in}) \rangle_r &= \cosh(\nabla J_{in} \delta_{in}) \sinh(\nabla J_{in}). \end{aligned} \quad (9)$$

These equations in Eq. (4) form a set of nonlinear simultaneous equations from which R_i can be calculated numerically, then the average polarization of the superlattice can be obtained

$$P_{av} = \sum_{i=1}^L 2\mu R_i / L. \quad (10)$$

where i runs over all layers in one period of the superlattice, and $L = L_a + L_b + L_{in}$. Changing the applied electric field E , the average susceptibility of the superlattice is obtained numerically,

$$\chi = \left. \frac{\partial P}{\partial E} \right|_{E=0}. \quad (11)$$

By changing the value of δ_{in} , we can investigate the effects of the interfacial coupling fluctuation on the susceptibility and the polarization of the ferroelectric superlattice. The numerical results and discussions are given in Sec. 3.

3 Results and discussions

The interfacial coupling effects and the thickness effects on the ferroelectric multilayer had been studied in detail[4,14]. Here, we focus our attentions on the effects of the fluctuation of the interfacial pseudo-spins coupling. First, we fix the thickness of the superlattice to investigate the interfacial coupling fluctuation effects. In Fig. 2 and Fig. 3, we take $L_a = L_b = 5$, $J_a = 2J_b$, $\Omega_a = \Omega_b = 0.5J_b$, where J_b is taken as the unit of energy. Fig.2 and Fig.3 are plotted for weak interfacial pseudo-spin coupling and strong interfacial pseudo-spin coupling respectively. For a weak interfacial pseudo-spin coupling, as shown in Fig. 2 ($J_{in} = \sqrt{J_a J_b}$), the fluctuation of the interfacial coupling can only result in a increment of the susceptibility of the ferroelectric superlattice at lower temperature. The phase transition temperature is almost invariable for a weak interfacial coupling as the increase of the interfacial coupling fluctuation. It is reasonable because the phase transition temperature is mainly determined by the component A , which has a stronger pseudo-spin coupling than that in the component B and in the interface. The average polarization of the superlattice has a slight decrease with the increase of the magnitude of the interfacial coupling fluctuation(See Fig. 2(b)). The interfacial coupling fluctuation effects will be remarkable for a strong interfacial coupling($J_{in} = 3\sqrt{J_a J_b}$). In Fig. 3(a), the susceptibility of the superlattice will increase largely with the increase of the magnitude of the interfacial coupling fluctuation δ_{in} at the low temperature. The polarization and the phase transition temperature will decrease with the increase of δ_{in} . So, the interfacial coupling fluctuation will play an important role on the dielectric properties and the phase transition temperature of the ferroelectric superlattice when the interfacial pseudo-spin coupling is stronger than that in component A and B .

In Fig. 4, we fix the interfacial coupling fluctuation, and investigate the effects of the superlattice period on the dielectric properties. With the increase of the period of the superlattice, we find the susceptibility will increase at lower temperature. And a ferroelectric-ferroelectric phase transition occurs for a large period of the superlattice at lower temperature, as observed by the mean-field theory in reference[7].

In order to study the interfacial coupling fluctuation effects in the real physical system, we consider a $BaTiO_3/SrTiO_s$ superlattice with an independent interface, the parameters in Fig. 1 are chosen as $J_a = 264K$, $\Omega_a = 0.01K$, $J_b = 24K$, $\Omega_b = 87K$, $J_{in} = \sqrt{J_a J_b}$, $\Omega_{in} = \sqrt{\Omega_a \Omega_b}$. These parameters are chosen from references[11, 12]. And we assume the interfacial coupling has a fluctuation described by Eq. (7). The susceptibility versus the number of layers in component A and B with different magnitude of the interfacial coupling fluctuation are plotted in Fig. 5. When we take $\delta_{in} = 0$, there exist a peak value of the susceptibility around $L_a = L_b = 4$ at room temperature. Our results can recover the results in reference[12]. For a large fluctuation of the interfacial coupling($\delta_{in} = 6.0$), the peak position of the susceptibility will shift to a large period at the room temperature. However, with the increase of the magnitude of the interfacial coupling fluctuation, the susceptibility will decrease at high temperature; See Fig. 5(b).

In summary, the interfacial coupling fluctuation will increase the susceptibility of the superlattice at the low temperature. When the interfacial coupling is strong, the decrease of the susceptibility at lower temperature and the decrease of polarization and the phase transition temperature, induced by the interfacial coupling fluctuation, are more remarkable than the case for a weak interfacial coupling. The peak of susceptibility(period dependence of the susceptibility at room temperature) shift to a large period for a large interfacial coupling fluctuation. The interfacial coupling fluctuation is one of the reasons, which result in the dielectric enhancement in the ferroelectric multilayer structure.

Acknowledgments :

This work was supported by the National Science Council of ROC under Contract Nos. NSC-92-2112-M-006-024, NSC-92-2112-M-006-004 and the National Science Foundation of China under the grant No.10204016.

- ¹A. Erbil, Y. Kim, and R. A. Gerhardt, *Phys. Rev. Lett.* **77**, 1628 (1996).
- ²J. B. Neaton, K. M. Rabe, *Appl. Phys. Lett.* **82**, 1586 (2003);
D. H. Bao, L. Y. Zhang, and X. Yao, *Appl. Phys. Lett.* **76**, 1063 (2000).
- ³D. O'Neill, R. M. Bowman, and J. M. Gregg, *Appl. Phys. Lett.* **77**, 1520 (2000), and the references therein
- ⁴B. D. Qu, W. L. Zhong, and R. H. Prince, *Phys. Rev. B* **55**, 11218 (1997).
- ⁵J. S. Zhu, et al., *Solid State Communications* **82**, 1269 (1997);
X. M. Lu, J. S. Zhu, Z. G. Liu, X. S. Xu, and Y. N. Wang, *Thin Solid Film* **375**, 15 (2000).
- ⁶X. S. Wang, C. L. Wang, W. L. Zhong, and D. R. Tilley *Solid state communications* **121**, 111 (2002).
- ⁷X. S. Wang, C. L. Wang, and W. L. Zhong, *Solid State Communications* **122**, 311(2002).
- ⁸D. L. Yao, Y. Z. Wu, and Z. Y. Li, *J. Phys. D: Appl. Phys.* **35**, 1397 (2002).
- ⁹Y. Z. Wu, D. L. Yao, W. Dong, and Z. Y. Li, *Solid State Communications* **124**, 189 (2003).
- ¹⁰M. Bengrine, A. Benyoussef, A. El Kenz, M. Loulidi, F. Mhirech *J. Magn. Magn. Mater.* **183**, 334(1998).
- ¹¹C. L. Wang, and S. R. P. Smith, *J. of the Korean physical Society* **32**, S382(1998).
- ¹²N EI Aouad, B Laaboudi, M Kerouad, and M Saber, *J. phys.: Condens. Matter* **13**, 797(2001).
- ¹³T. Kaneyoshi, *Acta Phys. Pol. A* **83**, 703 (1993);
F. C. Sabarreto, I. P. Fittipaldi, and B. Zeks, *Ferroelectrics* **39**, 1103 (1981).
- ¹⁴Y. Q. Ma, X. H. Xu, and J. Shen, *Solid State Communications* **114**, 461(2000).

CAPTIONS OF FIGURES

Fig. 1:

Schematic illustration of the model of a ferroelectric superlattice. Interfacial layers are marked by hollow symbols.

Fig. 2:

The dependence of the susceptibility(a) and the mean polarization(b) of the ferroelectric superlattice on the temperature for a weak interfacial coupling. and the different curves stand for different magnitudes of the interfacial coupling fluctuation.

Fig. 3:

The dependence of the susceptibility(a) and the mean polarization(b) of the ferroelectric superlattice on the temperature for a strong interfacial coupling. and the different curves stand for different magnitudes of the interfacial coupling fluctuation.

Fig. 4:

Plot of the susceptibility of the ferroelectric superlattice versus temperature with different periods.

Fig. 5

The period dependence of susceptibility for different interfacial coupling fluctuations; (a) at room temperature, (b) at 500 K.

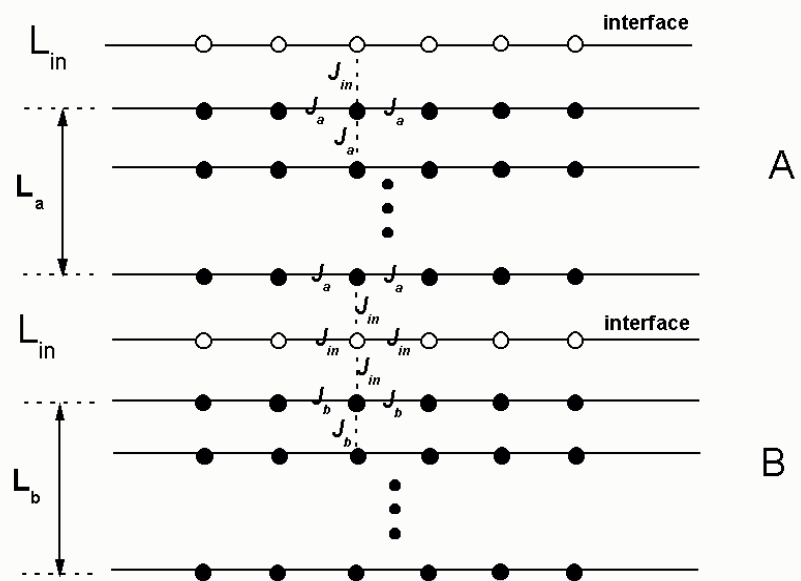


Fig. 1

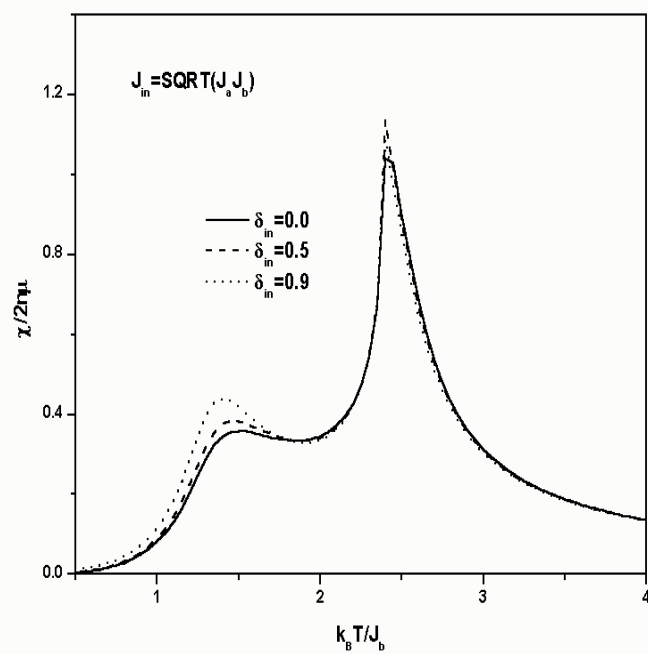


Fig. 2a

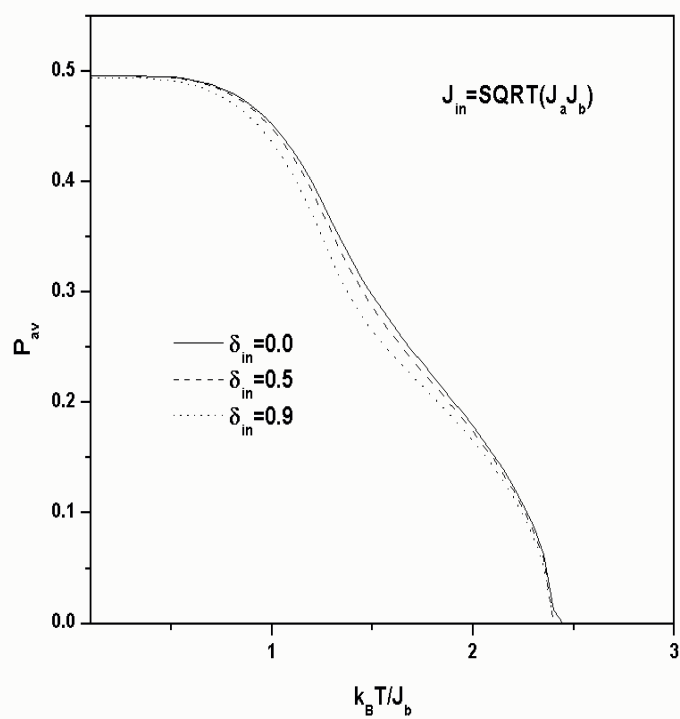


Fig. 2b

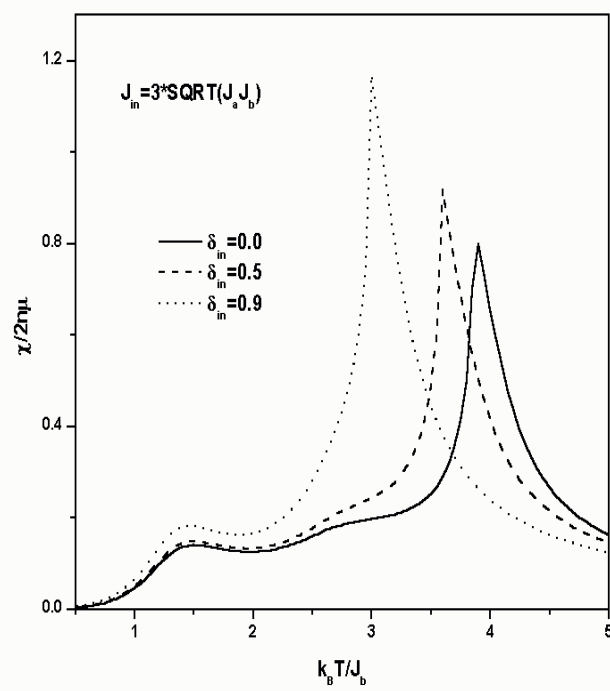


Fig. 3a

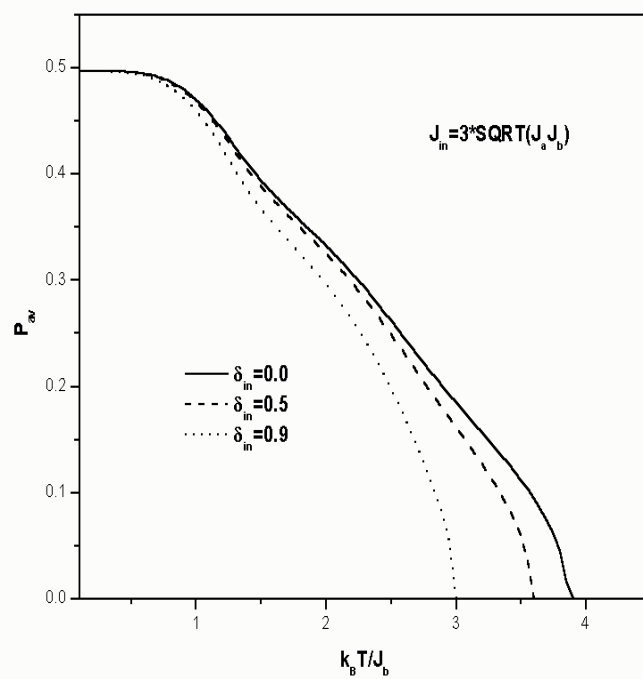


Fig. 3b

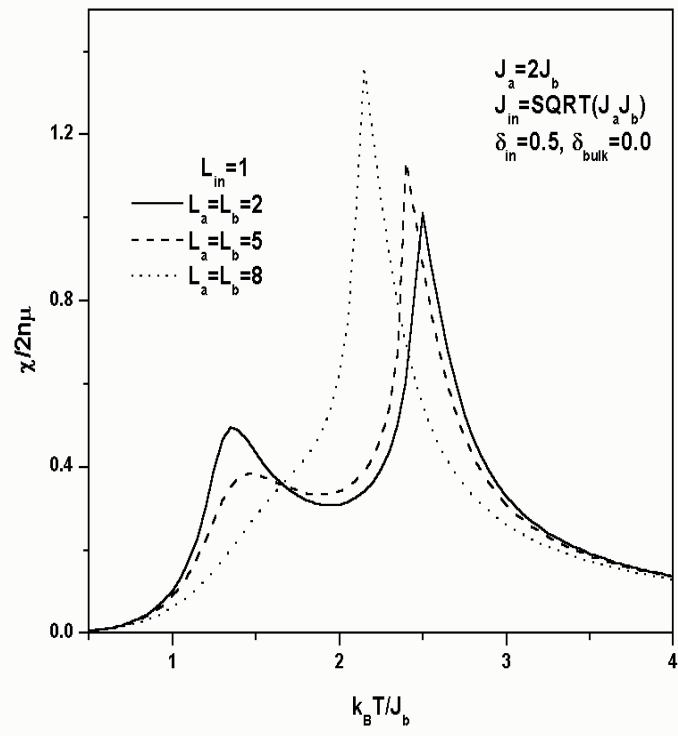


Fig. 4

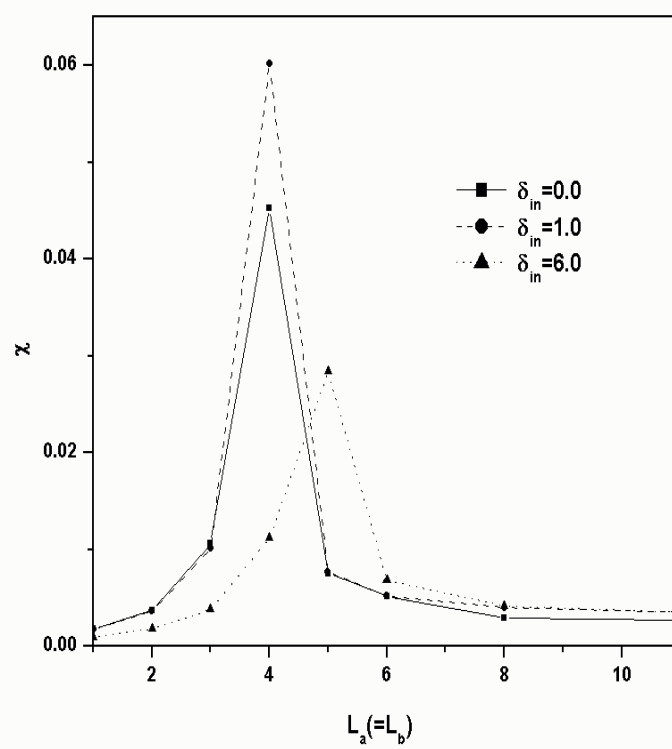


Fig. 5a

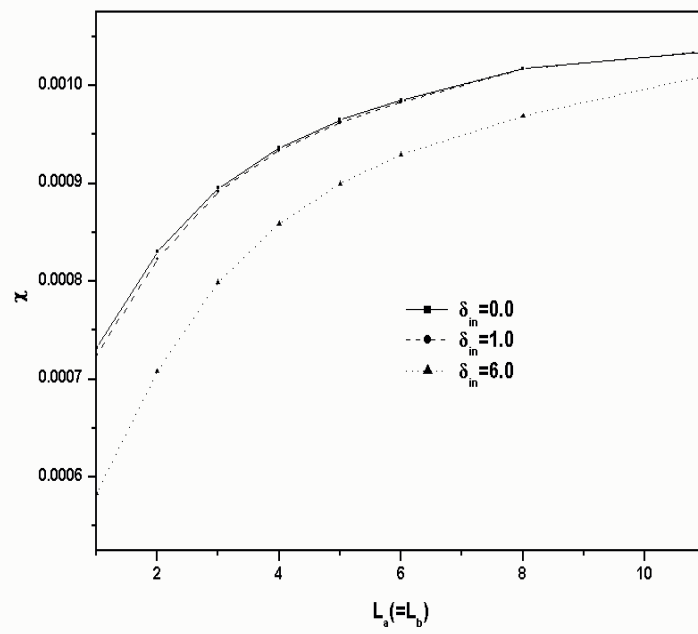


Fig. 5b