

## Reply to Comment (cond-mat/0311174)

V. M. Pudalov<sup>a</sup>, M. E. Gershenson<sup>b</sup>, H. Kojima<sup>b</sup>, G. Brunthaler<sup>c</sup>, and G. Bauer<sup>c</sup><sup>a</sup> P. N. Lebedev Physics Institute, 119991 Moscow, Russia<sup>b</sup> Serin Physics Lab, Rutgers University, Piscataway NJ-08854, USA<sup>c</sup> Johannes Kepler Universität, Linz, A-4040, Austria

We demonstrate that the experimental data on the temperature dependence of the resistivity  $\rho(T)$  and conductivity  $\sigma(T)$  for high-mobility Si-MOS structures, obtained for a wide range of densities ( $\sim 1 : 7$ ) at intermediate temperatures, agree quantitatively with theory of interaction corrections in the ballistic regime,  $T\tau > 1$ . Our comparison does not involve any fitting parameters.

Recently [1], we compared the resistivity  $\rho(T)$  data for high mobility Si MOSFETs with the interaction corrections calculated to the first order in  $T$  [2], and found a *quantitative agreement* over a wide range of densities at intermediate temperatures (in the ballistic regime  $T\tau > \hbar/k_B$ ) [1,2]. In the comparison, we used independently determined values of the renormalized  $g$ -factor and effective mass [3].

In the Comment by Shashkin, Dolgoplov, and Kravchenko (hereafter SDK) [4], several claims have been made; we respond to the claims below:

(1) SDK claim that our paper [1] contradicts the earlier publication [5]. In fact, Ref. [1] focuses on electron transport in the ballistic regime ( $T\tau > \hbar/k_B$ ), whereas Ref. [5] considers the single-particle interference in the diffusive regime ( $\tau_\varphi \gg \tau$ ); it has been shown that the weak localization and interaction corrections in the diffusive regime are irrelevant to the “metallic”  $\rho(T)$ . This conclusion does not contradict our analysis in Ref. [1].

(2) SDK are concerned about our comparison with the theory of interaction corrections by Zala, Narozhny, and Aleiner (hereafter ZNA) [2] in terms of  $\Delta\rho(T)$ , and claim that “there is no linear-in- $T$  interval” in our  $\sigma(T)$  data.

Wherever the  $T$ -dependent corrections to the conductivity are small ( $\Delta\sigma(T)/\sigma \ll 1$ ), one can treat  $\Delta\rho(T)$  and  $\Delta\sigma(T)$  on equal footing. At sufficiently large densities ( $n > 3.5 \times 10^{11} \text{ cm}^{-2}$ ), this condition is fulfilled over a wide interval of temperatures ( $\hbar/2\pi\tau < T_{\text{low}}$ ,  $T_{\text{high}} \ll T_F$ ,  $T_{\text{high}} - T_{\text{low}} \sim$  a few K); this enables to detect unambiguously the linear-in- $T$  regime of  $\sigma(T)$ . In Ref. [1] we analyzed resistivities, whereas here we compare the data for both samples from Ref. [1] with the theory in terms of  $\sigma(T)$ . Figures 1,2 show that the  $\sigma(T)$  data are in a quantitative agreement with the interaction corrections to the conductivity  $\sigma = \sigma_D + \Delta\sigma(T)$  (solid lines). In the calculations, we have used the values for the density-dependent renormalized effective mass  $m^*/m_b$  and  $g$ -factor  $g^*/g_b = (\chi^*/\chi^b)(m_b/m^*)$ , determined in independent experiments [3]; the value of  $\tau$  for each curve is obtained from the experimental  $\sigma_D \equiv (\rho(T \rightarrow 0))^{-1}$  data via the extrapolation procedure described in Refs. [1,2]. Once the  $\tau$  value (and, hence, the Drude conductivity  $\sigma_D$ ) is fixed, the slope  $d\sigma/dT$  is obtained with no free parameters.

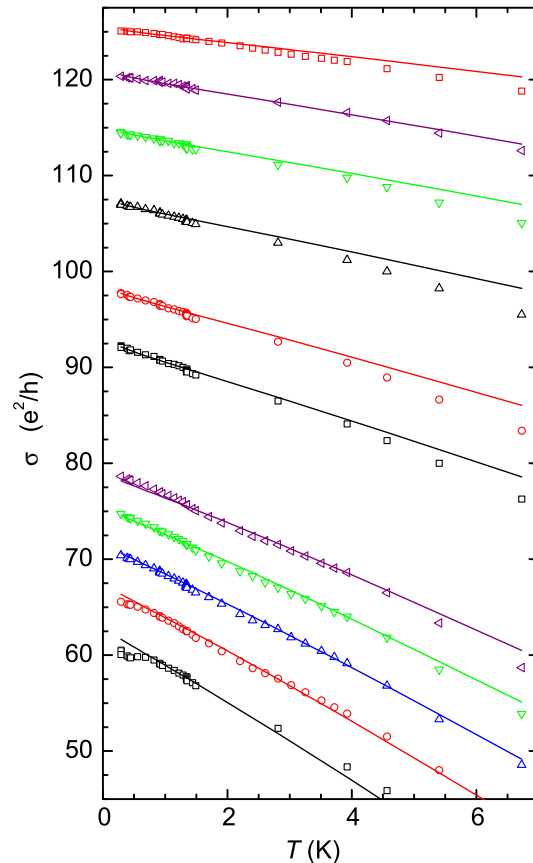


FIG. 1. Comparison of the  $\sigma(T)$  data (symbols) for sample Si22 reproduced from Ref. [1] with calculated quantum corrections [2] (solid lines). Densities, from top to bottom, are (in units of  $10^{11} \text{ cm}^{-2}$ ): 21.3, 18.9, 16.5, 14.1, 11.7, 10.5, 8.1, 7.5, 6.9, 6.3, 5.7.

In the comparison, in accord with Ref. [6], we considered only the temperature range  $\hbar/2\pi\tau < T \ll T_F$ , and ignored the lower- $T$  and higher- $T$  data. As was discussed in Ref. [1], the temperature range where the agreement holds, shrinks towards low densities. This might be expected because, as the density is decreased, the  $\rho(T)$  dependence becomes so steep that the temperature changes of  $\Delta\rho/\rho_D$  remain small only within a narrow range of  $T$ . The agreement of the data with the interaction corrections in Figs. 1,2 holds over a reasonable range of tem-

peratures and in a wide range of densities (1:7), but not too close to the critical density value  $n_c \sim 10^{11} \text{cm}^{-2}$ .

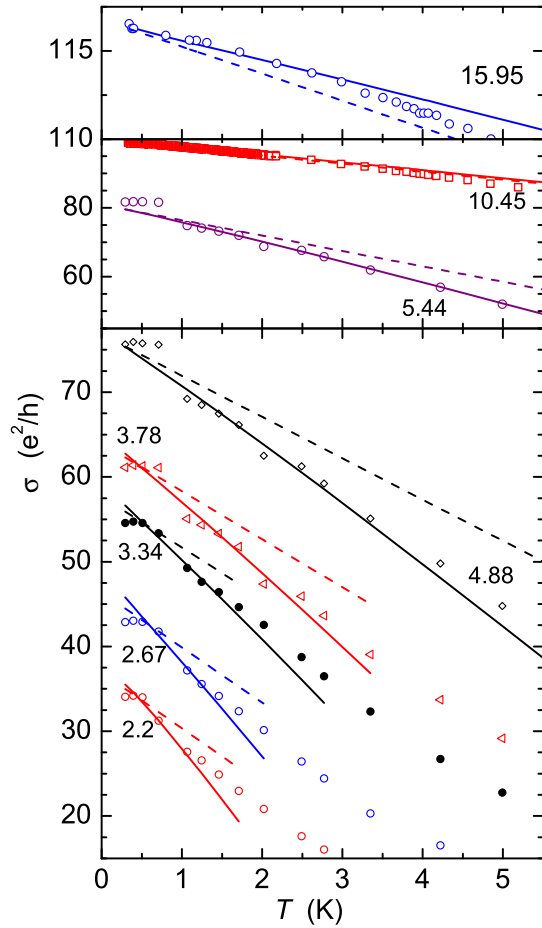


FIG. 2. Comparison of the  $\sigma(T)$  data (symbols) for sample Si15 [1] with the interaction corrections [2] (solid lines) and the “screening” theory [7] (dashed lines). Densities are indicated in units of  $10^{11} \text{cm}^{-2}$ .

Once again, no matter how good (or bad) the agreement at low densities is (this regime is beyond the applicability of the theory [2] anyway), the main conclusion of our paper [1] remains the same: the “metallic” behavior of  $\rho(T)$  in high-mobility Si MOSFETs in the regime  $\rho \ll h/e^2$  is in quantitative agreement with the predictions [2] based on considering the interaction effects in the ballistic regime.

(3) SDK claim that in the range of densities  $n > 2 \times 10^{11} \text{cm}^{-2}$ , the  $\rho(T)$  changes can be described by the “traditional screening” theory by one of the authors [7].

The “screening” theory [7] predicts the dependence

$$\delta\sigma(T)/\sigma(0) = 1 - 2C(\alpha)C(n)(T/E_F) + \dots, \quad (1)$$

with  $C(\alpha) = 2 \ln 2$  (or  $(8/3) \ln 2$ ) for charged impurities,  $\alpha = -1$  (or for surface roughness,  $\alpha = 0$ ) scattering, respectively,  $C(n) = F(2k_F)(1 - G(2k_F))/(F(2k_F)[1 -$

$G(2k_F)] + 2k_F/q_s)$ , and  $G(2k_F) = 0.2236$ . By re-writing  $T$  in units  $x = T\tau/\hbar$  [2], and  $\sigma$  in units of  $e^2/(\pi\hbar)$ , we obtain

$$d\sigma/dx \approx -2C(\alpha, n) = -4C(\alpha)C(n). \quad (2)$$

This expression differs from that derived in Ref. [2]:

$$d\sigma/dx \approx 15 \frac{F_0^a}{1 + F_0^a} \left[ 1 - \frac{3}{8}t(x) \right] + \left[ 1 - \frac{3}{8}f(x) \right], \quad (3)$$

where the functions  $f(x)$  and  $t(x)$  are defined in Ref. [2].

The difference between the predictions of the “screening” theory [7] and the theory of interaction corrections [2] is illustrated in Figs. 2,3. Note that the difference in the slopes  $d\sigma/dT$  in Fig. 2 is a factor of  $\sim 2$  at the lowest density  $n = 2.2 \times 10^{11} \text{cm}^{-2}$  (to calculate the interaction corrections to  $\sigma$ , we have used the experimental values of  $F_0^a(n)$  and  $m^*(n)$  measured by us in independent experiments [3]). The theoretical predictions for the slopes  $d\sigma/dx$  as functions of the density are shown in Fig. 3. The two density dependences cross each other at different  $n$  depending on the specifics of impurity or interface scattering in the screening theory. Adjusting the latter parameters does not improve agreement between the theory [7] and our experimental data, if a sufficiently wide range of densities is considered. At the same time, the ZNA theory [2] is consistent with the data in the wide density range without any adjustable parameters. Theoretical aspects of the difference between approaches [7] and [2] have been clarified in Ref. [2].

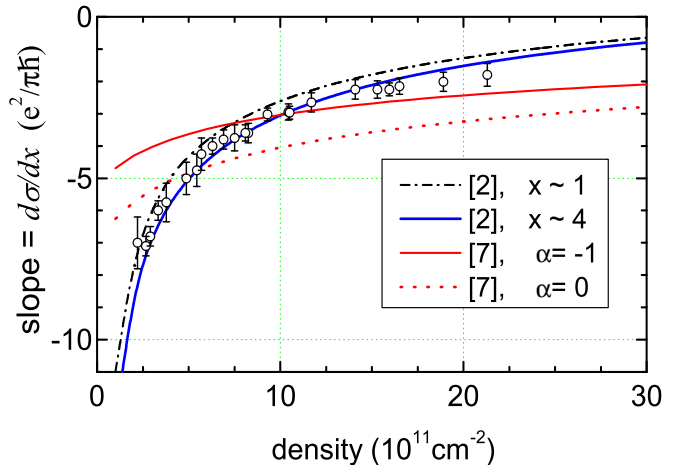


FIG. 3. Comparison of the slopes  $d\sigma/dx$ , calculated from Ref. [7] for two models of scatterers ( $\alpha = -1$  and  $\alpha = 0$ ), and from Ref. [2] with  $F_0^a$  and  $m^*$  values determined in [3]. In the latter case, the slope slightly varies with the temperature (compare  $x = 1$  and  $x = 4$ ), due to the functions  $f(x)$  and  $t(x)$  in Eq. (2). Symbols depict the slope  $d\sigma/dx$  of the data shown in Figs. 1, 2.

(4) SDK suggest that the low-temperature deviation of our  $\rho(T)$  data from the theory, observed for several samples, was caused by electron overheating. Apparently, they overlooked the corresponding discussion in our paper (p.3, left column [1]), which analyzed and rejected this possibility. For the range of relatively high densities  $n \gg n_c$  we explored in Ref. [1], the deviations from the theory occur at high temperatures, where overheating is highly unlikely. Moreover, the low temperature part of the data at  $T \lesssim \hbar/2\pi\tau$  is irrelevant to the linear-in- $T$  dependence [6].

(5) SDK claim that the range of densities explored in [1] is “not related to the anomalous increase of  $\rho(T)$  with temperature”. The term “metallic” refers to the sign of  $d\rho/dT$ , not to its magnitude; however, the “anomalous metallic” behavior is more commonly referred to the strong changes of  $\rho(T)$  [6]. We emphasize that, though we have limited our quantitative analysis in [1] to the small changes  $\Delta\rho(T)/\rho \ll 1$ , where the theory [2] is applicable, the overall increase of the resistance with  $T$  is large in the whole explored range of densities:  $\rho$  increases with temperature by a factor of 2 even at  $n$  as high as  $15 \times 10^{11} \text{cm}^{-2}$  [5].

Note that this claim by SDK is inconsistent with their own publications: indeed, in Ref. [8], they fitted the linear  $\sigma(T)$  dependences at low densities and low temperatures ( $T < 1\text{K}$ ) with the theory [2], whereas on pages 2,3 of Ref. [9], one of the authors concluded on the basis of analysis of  $\sigma(T)$  over the *same* ranges of densities and temperatures that “the linear  $\rho(T)$  dependence is different from the dependence seen at higher temperatures and higher densities”.

(6) SDK claim that the theory [2] “is inapplicable at high density  $n > 5 \times 10^{11} \text{cm}^{-2}$ , where the surface roughness scattering becomes dominant”. In fact, the theory [2] assumes the short-range scattering (for more details, see Ref. [10]). This requirement is well justified for our samples over the entire range of  $n = (2.2 - 30) \times 10^{11} \text{cm}^{-2}$  as it has been shown in Ref. [1]: the ratio of the “large-angle” scattering time  $\tau$  to the quantum life time (or “all-angle” scattering time)  $\tau_q = \hbar/(2\pi T_D)$  is close to unity (here,  $T_D$  is the Dingle temperature). Besides, it is expected that the difference between the effects of short-range and long-range disorder on  $\rho(T)$  is negligible at  $T < 0.1T_F$  [6].

(7) Criticizing our analysis of  $\rho(T)$  at “high” densities  $n \gg n_c$ , SDK give preference to comparison with the theory at low densities  $n \approx n_c$  and low temperatures. An attempt to analyze  $\rho(T)$  in this regime on the basis of the theory [2], undertaken by SDK in Ref. [8], suffers from several drawbacks:

(i) At low densities  $n \approx n_c$  and low temperatures, such as explored in [8],  $T$  is of the order of  $\hbar/2\pi\tau$ , and the requirement for the ballistic regime is not satisfied (see,

e.g. [6]). In this case, one cannot neglect the diffusive terms and crossover functions, as it was done in Ref. [8]. (ii) In the vicinity of  $n_c$ , the temperature dependence of  $\sigma(T)$  is strongly affected by the procedure of sample cooling [11], this regime is beyond the scope of theory [2]. (iii) In the vicinity of  $n = n_c$ , the ratio  $\tau_q/\tau = 3$ , as observed by SDK [8,12] is clearly anomalous; this indicates that the standard models of disorder fail. (iv) For low densities  $n \sim 10^{11} \text{cm}^{-2}$  (and, correspondingly, low values of  $T_F^* \sim 2.5\text{K}$ ), the “metallic” behavior corresponds to the temperature range where the valley splitting  $\Delta_v$  cannot be ignored. (Note that in our analysis [1], the valley splitting  $\Delta_v \ll T$  and, therefore, is insignificant). The sample-dependent parameter  $\Delta_v$  has not been measured for the SDK’s sample, and SDK made a doubtful assumption that the valley splitting  $\gg 1\text{K}$  [8], which contradicts their own Shubnikov-de Haas data. Correspondingly, in fitting the above Eq. (3), the number of triplet components was incorrectly reduced from 15 to 7.

For the aforementioned reasons, the interaction corrections theory [2] can be hardly applied to the  $\sigma(T)$ -data analysis at the densities  $n \approx n_c$ . The “accurate measurements in the best samples” in Ref. [8] (though with mobility  $2.9 \times 10^4 \text{cm}^2/\text{Vs}$  [8] lower than  $4 \times 10^4 \text{cm}^2/\text{Vs}$  as in Fig. 2) have not been analyzed accurately enough to provide a reliable quantitative information on the renormalized effective mass. As the result of several unjustified simplifications, the authors of Ref. [8] overestimated the increase of the effective mass with decreasing density.

To summarize,

- Our  $\rho(T)$  measurements performed over wide ranges of densities and temperatures, being combined with the independent measurements of renormalized  $F_0^a(n)$  and  $m^*(n)$  [3], enable a rigorous test of the theory [2]. The theoretical predictions are in a quantitative agreement with the experimental data, in terms of either  $\rho(T)$  or  $\sigma(T)$ , over the density range where the theory can be applied ( $\rho \ll \hbar/e^2$ ,  $\Delta\rho(T)/\rho \ll 1$ ), and in the ballistic  $T$ -range.
- The alternative attempt of such comparison [8] in the regime of low densities  $n \approx n_c$  and low temperatures suffers from several drawbacks, and does not provide a reliable quantitative information on renormalization of the effective mass.
- We point out that the predictions of the “screening” theory of Ref. [7] differ significantly from those of the theory of interaction corrections [2] over a wide range of densities, which is of primary importance for the problem of “metallic” resistivity of high-mobility Si MOSFETs.

Authors acknowledge support by the NSF, FWF Aus-

tria, INTAS, RFBR, and the Russian Programs “Integration of high education and academic research” and “the State Support of Leading Scientific Schools”.

---

- [1] V. M. Pudalov, M. E. Gershenson, H. Kojima, G. Brunthaler, A. Prinz, and G. Bauer, Phys. Rev. Lett. **91**, 126403 (2003).
- [2] G. Zala, B. N. Narozhnyi, I. L. Aleiner, Phys. Rev. B **64**, 214204 (2001).
- [3] V. M. Pudalov, M. E. Gershenson, H. Kojima, N. Butch, E. M. Dizhur, G. Brunthaler, A. Prinz, and G. Bauer, Phys. Rev. Lett. **88**, 196404 (2002).
- [4] A. A. Shashkin, V. T. Dolgoplov, and S. V. Kravchenko, cond-mat/0311174.
- [5] G. Brunthaler, A. Prinz, G. Bauer, and V. M. Pudalov, Phys. Rev. Lett. **87**, 096802 (2001).
- [6] S. Das Sarma and E. H. Hwang, cond-mat/0302047. Phys. Rev. B (2004).
- [7] A. Gold, V. T. Dolgoplov, Phys. Rev. B **33**, 1076 (1986).
- [8] A. A. Shashkin, S. V. Kravchenko, V. T. Dolgoplov, and T. M. Klapwijk, Phys. Rev. B **66**, 073303 (2002).
- [9] S. V. Kravchenko, T. M. Klapwijk, Phys. Rev. Lett. **84**, 2909 (2000).
- [10] I. V. Gornyi, and A. D. Mirlin, Phys. Rev. B **69**, 045313 (2004).
- [11] V. M. Pudalov, M. E. Gershenson, H. Kojima, cond-mat/0201001.
- [12] A. A. Shashkin, M. Rahimi, S. Anissimova, S. V. Kravchenko, V. T. Dolgoplov, and T. M. Klapwijk, Phys. Rev. Lett. **91**, 046403 (2003).