

Expanded Complex Networks and their Percolations

Luciano da Fontoura Costa

*Institute of Physics of São Carlos. University of São Paulo,
São Carlos, SP, PO Box 369, 13560-970, phone +55 162 73 9858,
FAX +55 162 73 9879, Brazil, luciano@ifsc.usp.br*

(Dated: May 22, 2019)

Given a complex network, a graph where each edge corresponds to a simple path, i.e. without node repetitions, of length L in the original network can be obtained. After describing a simple algorithm for extracting such graphs, which yields the L -expansions and L -conditional expansions of the original network, the current paper investigates percolations undergone by expanded random and scale-free complex networks, which are found to exhibit markedly distinct behaviour.

PACS numbers: 89.75.Fb, 02.10.Ox, 89.75.Da, 87.80.Tq

One of the most remarkable properties of complex networks is their tendency to undergo topological phase transitions (i.e. percolations) as the number of connections is progressively increased [1, 2], a phenomenon that has nicely allowed a bridge between graph theory (e.g. [3]) and statistical physics. While some works have investigated phase transitions in dynamical systems underlain by complex networks (e.g. [4, 5]), here we focus our attention on topological critical phenomena (i.e. percolation) in such networks. In addition to the classical studies by Erdős and Rényi, more recent works addressing percolation in networks include the analysis of the stability of shortest paths in complex networks [6], the investigation of percolation in autocatalytic networks [7], and the study of the fractal characterization of complex networks and its relationship with site percolation [8]. At the same time, as suggested in [2], an important open question in complex networks research regards the completeness of topological measurements. After describing the concepts of L -expansions and L -conditional expansions, defined by the simple paths along the random and scale-free complex network under analysis, the current paper shows how this approach leads not only to the identification of higher-level phase transitions, but also to a potentially effective means to characterize experimental complex networks. Although we focus random and scale-free networks, the methodology described in this work can be immediately extended to other types of complex networks [1].

The nodes of the network of interest Γ are represented as $k = 1, \dots, N$, and the edges as ordered pairs (i, j) . The total number of edges in the network is expressed as $N(\Gamma)$. The network Γ can be fully represented by its weight matrix W , where no self-connections are allowed. For the random network case, the growing parameter corresponds to the Poisson rate γ , and in the scale-free case, to the number of current connections c , which are normalized as $z_R = \gamma(N - 1)$ and $z_{SF} = 2c/N$ respectively, for the sake of direct comparison between the two network types. Let $\delta_T(a)$ be the operator acting elementwise over its argument a — which can be a scalar, vector or matrix — in such a way that to each resulting element is assigned the value one whenever the respective element of a has absolute value larger than the specified threshold

T ; for instance, $\delta_2(\vec{x} = (3, -2, 0, -4, 1)) = (1, 0, 0, 1, 0)$. Thus, the adjacency matrix underlying a weighted complex network Γ can be expressed as $\tilde{W} = \delta_0(W)$, which is considered henceforth. The L -successors of a node i of Γ correspond to the nodes of that graph reachable after L transitions having started from i (see [9, 10]). In other words, a node j will be an L -successor of i iff there is a path of length L , possibly involving cycles, extending from i to j . In case the connections are undirected, i will also be an L -successor of j . If the components of a vector \vec{x} whose indexes correspond to the labels of the nodes stored into a set S are marked as one, the successors of the nodes in S can be determined as corresponding to the non-zero entries of the vector \vec{y} in Equation 1.

$$\vec{y} = \delta(\tilde{W}^L \vec{x}) \quad (1)$$

As the cycles frequently found in complex networks imply an infinite number of paths between several pairs of nodes, it becomes interesting to identify acyclic paths underlying the network. As a matter of fact, the following methodology can also be applied to identify hierarchy in complex networks (see also [10]). The key point in the currently reported investigation regards the concept of a *simple path of length L* [12] between two nodes i and j of a network Γ . Such a path, in case it exists, corresponds to a sequence of L edges containing no repeated nodes and connecting the node i to j . One can verify the existence of an L -path between two nodes i and j by checking the sequences of successors for each transition along the graph, until either a path is found or all the paths have been verified (the so-called *depth-first* scanning of the graph from node i). Only successor nodes not already included in the constructing path are considered during this procedure. The *L -expansion* of the network Γ is here understood as the graph having an edge (i, j) whenever at least one simple path of length L is found between those pairs of nodes. Observe that such a definition, which is related to the concept of transitivity along the network, holds for directed and undirected graphs. Figure 1 illustrates a simple undirected graph (a) and its respective 2- (b) and 3-expansions (c). The *L -conditional expansion* of Γ corresponds to the intersec-

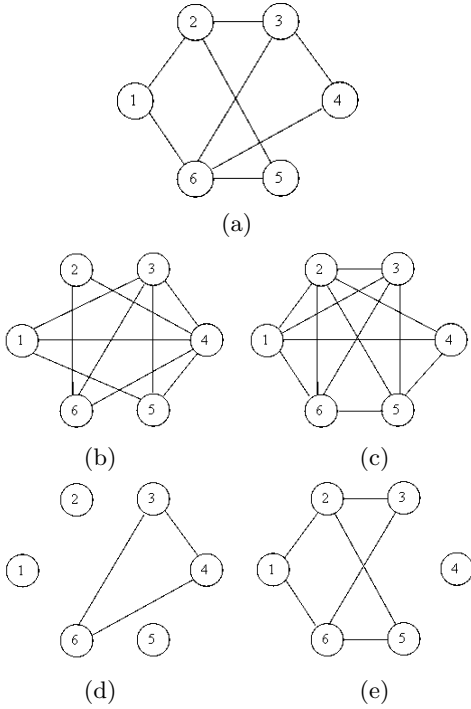


FIG. 1: A simple graph (a) and its respective 2- (b) and 3- expansion (c). The respective 2- and 3-conditional expansions are shown in (d) and (e). The completeness ratios are $f_2 = 0.43$ and $f_3 = 0.86$, and $F_2 = 0.3$ and $F_3 = 0.5$.

tion between the original network Γ and its respective L -expansion. The 2- and 3-conditional expansions of the graph in Figure 1(a) are shown in (d) and (e). A fully connected L -expansions and L -conditional expansions up to $L = N - 1$. The L -expansions and L -conditional expansions are henceforth represented as Υ_L and Ξ_L , respectively. Interesting information about the topology of the original network Γ can be obtained from their respective expansions. Some simple possibilities are the number of edges in each of these graphs, henceforth expressed as $N(\Xi_L)$ and $N(\Upsilon_L)$. Thus, $f_L = N(\Upsilon_L)/N(\Gamma)$, hence the *completeness ratio* of the network Γ for length L , provides an indication of the connectivity of the original network regarding specific simple-path lengths (or hierarchies [10]), and $F_L = N(\Upsilon_L)/N(\Xi_L)$ quantifies the proportion of edges kept by the conditionally-expanded network and its respective expansion. The fact that $f_L = 1$ consequently implies that there is a bridge between each node i and those nodes reachable from i through simple paths of length L . Higher completeness ratios are therefore expected for more densely connected networks.

As is well-known, a growing random graph with fixed number of nodes N and Poisson rate γ tends to undergo a phase transition as this rate is progressively increased, involving the creation of the giant cluster, at the critical value $\gamma_c = 1/N$ [1]. The size of the giant cluster at this point is known to follow the power law $N^{2/3}$. It

is interesting to investigate how the above defined L -expansions of Γ behave regarding percolation as they grow (i.e. additional edges are incorporated for a fixed number of nodes). As the *expansions* of Γ are too dense, they tend to undergo phase transition jointly with the growing graph, a situation that is not considered further in the present work. A richer dynamics has been experimentally identified for the L -conditional expansions of Γ , involving phase transitions with varying sharpness. It is important to observe that the percolations of the L -conditional expansions of Γ can also be understood as if that original network were undergoing a series of percolations for successive values of L , reinforcing its connectivity in the process.

The phase transitions were investigated by considering the maximum cluster size $M(z)$ for each instance of the growing networks. Figure ?? shows the cluster sizes obtained for random and scale-free networks for $N = 9, 25$ and 49 . The respective completeness and F_L ratios are shown in Figures 3 and 4. The scale-free cases were generally characterized by smoother transitions than their random counterparts. As expected, the 2- and 3-conditional expansions percolated later than the original network ($L = 1$). Interestingly, the 3-conditional expansions of the original network tended to percolate sooner and more abruptly than the respective 2-conditional expansions. This is related to the higher completeness ratio exhibited for $L = 3$ than for $L = 2$ for both models, as shown in Figure 3. Understood in a social context, this result would mean that we are more likely to have a connection with somebody not directly connected with somebody we know (i.e. $L = 3$) rather than with somebody we do (i.e. $L = 2$). Larger dispersions were observed for the maximum cluster sizes of the random networks, indicating that their specific realizations are less uniform regarding simple paths than the scale-free cases. Table I shows the z values where the maximum dispersion was obtained for each situation, a parameter that can be understood as providing some indication about the critical percolation threshold. These results seem to indicate an almost fixed threshold along N for the scale-free model against a threshold that increases with N as observed for the random networks (especially for $L = 2$ and 3). Another interesting result is the fact that the distance between the curves of maximum cluster size for $L = 2$ and 3 tended to increase with N and were generally smaller in the case of the scale-free than for the random models, which indicates that this model is characterized by a more uniform distribution of simple paths for $L = 2$ and 3 than the random networks. A similar tendency was verified for the completeness ratio. The F_L ratios for the random models resulted surprisingly similar, while the F_L values for $L = 3$ tended to be smaller than for $L = 2$. A scatterplot showing $M(z)$ against the completeness ratio is shown in Figure 5, which indicates reasonably good linear correlation for small values of the considered measures which, however, tends to decrease for larger values (i.e. $f_L > 0.3$). It has also been

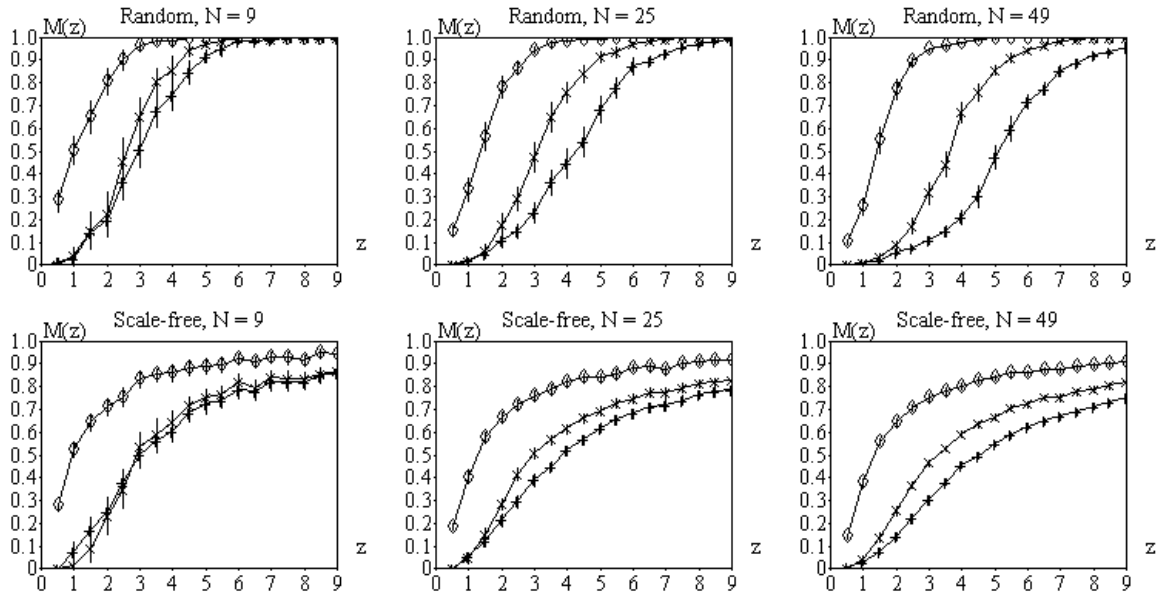


FIG. 2: The giant cluster sizes for the random and scale-free networks and respective conditional expansions in terms of z for $N = 9, 25$ and 49 and $L = 1$ (\diamond), $L = 2$ ($+$) and $L = 3$ (\times).

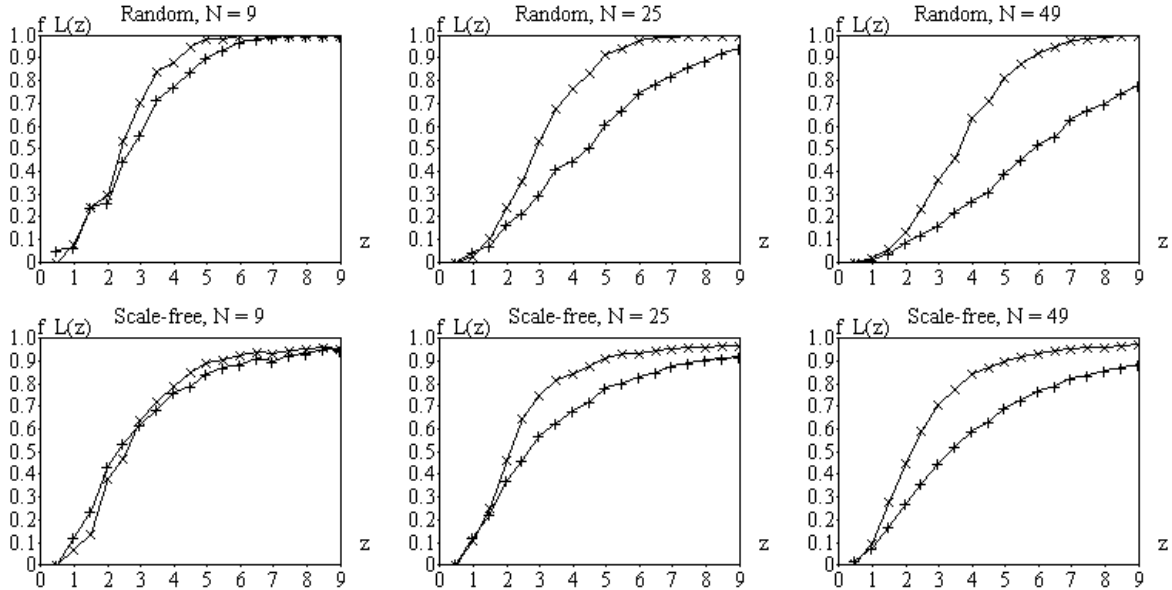


FIG. 3: The completeness ratios for the random and scale-free networks and respective conditional expansions in terms of z for $N = 9, 25$ and 49 and $L = 2$ ($+$) and $L = 3$ (\times).

observed that similar results regarding all the above measurements are obtained in case the symmetric adjacency is made asymmetric (i.e. by considering only the upper triangular part of that matrix).

The conclusions of this work are that the concept of simple paths along complex networks provides an interesting perspective for defining the respective graph expansions and conditional expansions, which are shown to obey different phase transition dynamics and follow some

interesting behavior. The measurements derived from such expansions, especially the completeness ratio, seem to provide valuable information about the network connectivity regarding specific path lengths. It is expected that this methodology can also provide complementary subsidies and insights for several real complex network problems where the connectivity of nodes along successive hierarchical levels is known to play an important role, such as is the case in internet, parallel computing

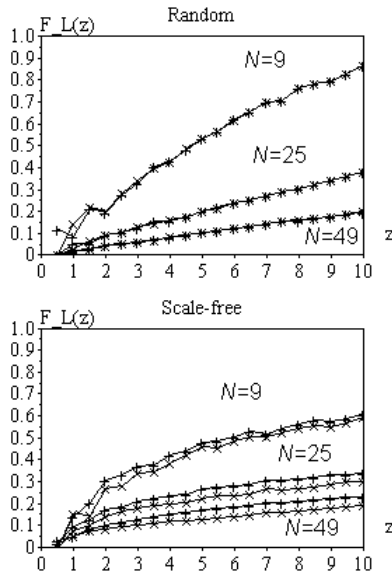


FIG. 4: The ratios F_L for the random and scale-free networks and respective conditional expansions in terms of z for $N = 9, 25$ and 49 and $L = 2$ (+) and $L = 3$ (x).

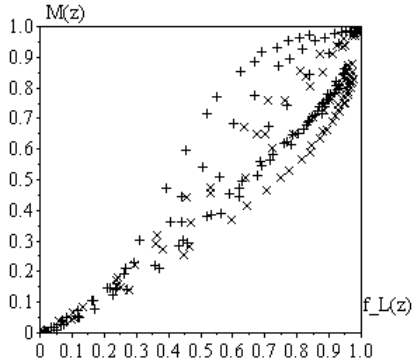


FIG. 5: Scatterplot for the maximum cluster size against the completeness ratio, considering all cases and network types for $L = 2$ (+) and $L = 3$ (x).

system, epidemics, social interaction networks, linguistics and neuronal systems (see [11]). Further developments involve the extension of the above experimental characterization to longer simple path lengths and analytical studies of such situations, as well as investigations regarding average node degree density of the conditionally expanded networks. It would also be interesting to define growing rules favoring the appearance of virtual edges [10] for specific L values. A particularly interesting possibility is to make the probability of adding a specific edge proportional to the size of the cluster to which the involved nodes belong, a model that could be understood as 'reinforcing friendship ties'. Another scheme worth pursuing is to extend the Barabási-Albert 'rich get richer' paradigm to consider preferential attachment in

		$N = 9$	$N = 25$	$N = 49$
Random	$L = 1$	1.5	1.5	1.5
	$L = 2$	3	4	5.5
	$L = 3$	2.5	3	3.5
Sc.-Free	$L = 1$	2.5	1	1
	$L = 2$	2	2	2.5
	$L = 3$	2.5	1.5	2

TABLE I: The values of z where the maximum dispersion of $M(z)$ is obtained.

terms of node degree of the network *added* to the degree of its respective expansions. Given their enhanced redundancy in connections, such networks are expected to have good resilience to progressive disconnections. Finally, it would be interesting to investigate how such extended percolations also underlie other types of non-geometric phase transitions in complex systems.

Acknowledgments

The author is grateful to FAPESP (proc. 99/12765-2) and CNPq (proc. 301422/92-3) for financial support.

-
- [1] R. Albert and A. L. Barabási, *Rev. Mod. Phys.* **74**, 47 (2002).
 - [2] M. E. J. Newman, *SIAM Review* **45**, 167 (2003), cond-mat/0303516.
 - [3] D. B. West, *Introduction to Graph Theory* (Prentice-Hall, Upper Saddle River, NJ, 2001).
 - [4] O. Mülken, H. Stamerjohanns, and P. Borrmann, *Phys. Rev. E* p. 047105 (2001), cond-mat/0104307.
 - [5] A. D. Sánchez, J. M. López, and M. A. Rodríguez (2001), cond-mat/0110500.
 - [6] J. Dong and H. Rieger, *Phys. Rev. E* **66**, 066127 (2002), cond-mat/0208428.
 - [7] S. Jain and S. Krishna (2000), cond-mat/0005039.
 - [8] V. M. Eguíluz, E. Hernández-García, O. Piro, and K. Klemm, *Phys. Rev. E* p. 055102 (2003), cond-mat/0302515.
 - [9] C. Faloutsos, P. Faloutsos, and M. Faloutsos, *Comput. Comm. Rev.* **29**, 251 (1999).
 - [10] L. da F. Costa (2003), cond-mat/0312646.
 - [11] L. da F. Costa and E. T. M. Monteiro, *Neuroinformatics* **1**, 65 (2003).
 - [12] By *length* it is meant the number of edges along the path.