

Quantum Spin Pump in $S = 1/2$ antiferromagnetic chains -Holonomy of phase operators in sine-Gordon theory-

Ryuichi Shindou^{1,*}

¹*Department of Applied Physics, University of Tokyo, Bunkyo-ku, Tokyo 113-8656, Japan*
RIKEN (The Institute of the Physical and Chemical Research), 2-1 Hirosawa, Wako, Saitama 351-0198, Japan
 (Dated: November 12, 2019)

In this paper, we propose the quantum spin pumping in quantum spin systems where an applied electric field (E) and magnetic field (H) cause a finite spin gap to its critical ground state. When these systems are submitted under the alternating electromagnetic field; $(E, H) = (\sin \frac{2\pi t}{T}, \cos \frac{2\pi t}{T})$ and distorted along the *loop* Γ_{loop} which encloses their critical ground state in this E - H parameter space, the locking potential in the sine-Gordon model slides and changes its minimum. As a result, the phase operator acquires 2π holonomy during the one cycle along Γ_{loop} , which means that the quantized spin current has been transported through the bulk systems during this adiabatic process. The relevance to real systems such as Cu-benzoate and Yb₄As₃ is also discussed.

PACS numbers: 75.45.+j, 72.25.-b, 73.43.-f, 75.10.Pq

I. INTRODUCTION

Transport phenomena in magnets such as the colossal magnetoresistance¹ and anomalous Hall effect^{2,3,4,5,6,7,8} are long-standing subjects in solid state physics. Recently, exotic characters of the anomalous Hall effect are closed up in ferromagnets^{9,10,11,12}, antiferromagnets¹³ and spin glass^{14,15} with non-coplanar spin configurations and collinear ferromagnets with strong spin-orbit couplings^{16,17,18,19,20}. Their common origin is gradually recognized as the topological character of magnetic Bloch wavefunctions in its ordered phase, sharing the same physics with the two dimensional (2D) quantum Hall effect. Thereby the spontaneous Hall conductivity is related to the *fictitious magnetic field* defined in the crystal momentum space and its quantized value is directly related to the first Chern number associated with the fiber bundle whose basal plane is spanned by crystal momentums.

Meanwhile, in early 80's, Thouless and Niu proposed the quantized adiabatic particle transport (QAPT) in gapped fermi systems, where an adiabatic sliding motion of the periodic electrostatic potential in one dimensional (1D) system pumps up an integer number of electrons per cycle.^{21,22} In fact, this quantized particle transport is another physical manifestation of the topological character associated with the Bloch wavefunctions. Specifically this particle (polarization) current is related to the fictitious magnetic field defined in the generalized crystal momentum space which is in turn spanned by the crystal momentum and *deformed parameters*. Because of this analogy to the 2D quantum Hall currents, this 1D quantized particle current is known to be topologically protected against other perturbations such as disorders and electron-electron correlations²². Due to this peculiar topological protection, the QAPT became recently highlighted in the realm of the spintronics, where electron pumpings have been experimentally realized in meso and/or nano-scale systems.^{23,24,25,26} However quantized

value observed in some experiments among them should be attributed to the Coulomb blockade, since the Thouless quantization is assured only in the thermodynamic limit.^{23,25,26}

In this paper, based on the original idea of the QAPT, we propose the quantized *spin* transport (quantum spin pump) in the macro-scale magnets. There we discuss systematically the topological stability of its quantization. Specifically, we clarify in this paper the relation between its quantization and the holonomy of the phase operator of sine-Gordon theory in 1D quantum field theory. By using this relation, its topological stability can be quantitatively judged by seeing whether the expectation value of this phase operator acquires 2π holonomy during the cyclic process or not.

In this paper, we focus on the $S = \frac{1}{2}$ quantum spin chain such as Cu-benzoate and Yb₄As₃ (charge ordered phase), where its unit cell contains *two* crystallographically inequivalent sites. Strictly speaking, both the translational symmetry by one site ($T : \vec{S}_j \rightarrow \vec{S}_{j+1}$ for $j = 1, 2, \dots$) and the bond-centered inversion symmetry which exchanges the nearest neighboring *sites* ($I_{\text{bond}}^i : \vec{S}_{i-j} \leftrightarrow \vec{S}_{i+j+1}$ for $j = 0, 1, 2, \dots$) are crystallographically broken. In these systems, the g -tensors of two sublattices are in general different;

$$H = J \sum_{i=1}^N \vec{S}_i \cdot \vec{S}_{i+1} + \sum_i \vec{H}^i \cdot [[g_u] + (-1)^i [g_a]] \cdot \vec{S}_i, \quad (1)$$

where $[g_u]$ and $[g_a]$ represents the uniform and staggered components of the g -tensors respectively.²⁷ Late 90's, these quantum spin systems such as Cu-benzoate and Yb₄As₃, whose ground states are nearly critical because of their strong one dimensionalities, are experimentally revealed to show the spin gap behaviors under the external magnetic field. Furthermore, following theoretical works show that its peculiar gap behaviors ($\Delta \sim H^{\frac{2}{3}}$) are originated from this staggered component of the g -tensor, where the effective staggered magnetic field in the

Eq. (1) endows its critical ground state with a finite spin gap.^{29,30}

On the contrary, since these systems are invariant under the site-centered inversion symmetry which exchanges the nearest neighbor *bonds* ($I_{\text{site}}^i : \vec{S}_{i-j} \leftrightarrow \vec{S}_{i+j}$ for $j = 0, 1, 2, \dots$), the exchange interaction J in the Heisenberg model, $J \sum_i \vec{S}_i \cdot \vec{S}_{i+1}$, do not have an alternating component. However, when we break this symmetry by applying an electric field \vec{E} along an appropriate direction³¹, the exchange interaction in general acquires a staggered component;

$$H = \sum_{i=1}^N [J - (-1)^i \Delta] \vec{S}_i \cdot \vec{S}_{i+1}. \quad (2)$$

A site-centered inversion operation *with the sign of \vec{E} reversed* requires that Δ must be an odd function of \vec{E} . This dimerizing field Δ is also expected to induce a finite mass to its critical ground state, causing the dimer state. Based on these observations, we propose a method of generating the quantized spin current in this type of spin systems (T, I_{bond} : broken and I_{site} : unbroken) by using external electric and magnetic fields.

II. QUANTUM SPIN PUMPING

A. Bosonization

For clarity, let us illustrate the physics of our quantum spin pump in a simple limiting case;

$$\begin{aligned} H_{\text{XY}} &= -\frac{J}{2} \sum_{i=1}^N (\hat{S}_i^+ \hat{S}_{i+1}^- + \text{c.c.}), \\ H_{\text{dim}} &= \frac{\Delta}{2} \sum_{i=1}^N (-1)^i (\hat{S}_i^+ \hat{S}_{i+1}^- + \hat{S}_i^- \hat{S}_{i+1}^+), \\ H_{\text{st}} &= h_{\text{st}} \sum_i (-1)^i \hat{S}_i^z, \end{aligned}$$

where we take the direction of the staggered Zeeman field as the z -direction.³² In this simplification, we neglect both the uniform component of the Zeeman fields and the exchange coupling between the z -component of spins. In this limit, we can get a quadratic form of Hamiltonian in terms of the Jordan-Wigner (JW) fermion $\hat{S}_i^z = f_i^\dagger f_i - \frac{1}{2}$, $\hat{S}_i^+ = f_i^\dagger \exp(i\pi \sum_{j=1}^{i-1} f_j^\dagger f_j)$. There H_{XY} forms a cosine band in its momentum space, $\epsilon(k) = -\cos k\alpha$ (k, α are crystal momentum and lattice constant). In the absence of Δ and h_{st} , the fermi points locate at $k = \pm \frac{\pi}{2\alpha}$ since the single particle states with negative energy $\epsilon(k)$ are filled up in the ground state.

Nonzero Δ and/or h_{st} introduce a finite gap at these two Fermi points. There the dimer state induced by a finite Δ can be understood as a *Peierls insulator*, where the JW fermions occupy the bonding orbitals between

the two neighboring sites and form a valence band in its k -space. On the contrary the antiferromagnetic state induced by the effective staggered magnetic field h_{st} along z -direction can be interpreted as the *ionic insulator*, where the JW fermions stay on every other site. The conduction band and the valence band touch at $k = \pm \frac{\pi}{2\alpha}$, only when (Δ, h_{st}) is at the origin in this Δ - h_{st} plane. Because of the periodicity of $\frac{\pi}{\alpha}$ along the k -axis, the double degeneracy point at $(k, \Delta, h_{\text{st}}) = (\frac{\pi}{2\alpha}, 0, 0)$ is identical to that of $(k, \Delta, h_{\text{st}}) = (-\frac{\pi}{2\alpha}, 0, 0)$. Elementary mathematical calculations show that this double degeneracy point becomes the source(sink) of the vector field \vec{B}_n defined in the generalized crystal momentum space (k - Δ - h_{st} space) as follows;

$$\begin{aligned} \vec{B}_n(\vec{K}) &= \vec{\nabla}_K \times \vec{A}_n(\vec{K}), \\ \vec{A}_n(\vec{K}) &= \frac{i}{2\pi} \langle n(\vec{K}) | \vec{\nabla}_K | n(\vec{K}) \rangle \end{aligned}$$

where $\vec{K} = (k, \Delta, h_{\text{st}})$ and $\vec{\nabla}_K = (\partial_k, \partial_\Delta, \partial_{h_{\text{st}}})$. Here $|n(\vec{K})\rangle$ represents the periodic part of the Bloch function for the valence band ($n = +1$) and the conduction band ($n = -1$). The vector field \vec{A}_n changes by $\frac{1}{2\pi} \vec{\nabla}_K \phi$ through the U(1) gauge transformation of the Bloch wavefunction; $|n(\vec{K})\rangle \rightarrow \exp[i\phi(\vec{K})] |n(\vec{K})\rangle$, while its rotation \vec{B}_n remains invariant. Because of this nature, we call this vector field \vec{B}_n as a *fictitious magnetic field* or flux. In a same sense, this double degeneracy point will be referred to as the *fictitious magnetic charge* (U(1) magnetic monopole), whose magnetic unit is calculated to be 1:

$$\int_{S_1} d\vec{S} \cdot \vec{B}_{\pm 1} = \pm 1 \quad (3)$$

where S_1 represents the arbitrary closed surface which encloses the double degeneracy point at $(k, \Delta, h_{\text{st}}) = (+\frac{\pi}{2\alpha}, 0, 0) \equiv (-\frac{\pi}{2\alpha}, 0, 0)$.

Here let us consider the adiabatic process where the two parameters (Δ, h_{st}) are distorted along a loop Γ_{loop} enclosing the origin $((\Delta, h_{\text{st}}) = (0, 0))$;

$$\begin{aligned} \text{(I)} &: (h_{\text{st}}, \Delta) = (|\epsilon|, 0) \Rightarrow \\ \Rightarrow \text{(II)} &: (h_{\text{st}}, \Delta) = (0, |\epsilon|) \Rightarrow \\ \Rightarrow \text{(III)} &: (h_{\text{st}}, \Delta) = (-|\epsilon|, 0) \Rightarrow \\ \Rightarrow \text{(IV)} &: (h_{\text{st}}, \Delta) = (0, -|\epsilon|) \Rightarrow \text{(I)}. \end{aligned}$$

Then, according to the original idea of the QAPT,^{21,22,33} the total number of JW fermions (I) transported from one side of this system to the other (in the positive direction) during this adiabatic process is equal to the total flux for the valence band ($n = 1$) which penetrate the 2D closed sphere spanned by Γ_{loop} and the Brillouin zone:

$$I = \int_{\Gamma_{\text{loop}} \times [-\frac{\pi}{2\alpha}, \frac{\pi}{2\alpha}]} d\vec{S} \cdot \vec{B}_{+1} = +1. \quad (4)$$

Since the JW fermion density is related to the z -component of the spin density, the physical meaning of

this quantized fermion transport is nothing but the quantized spin transport. In other words, the total S^z around one end of this system decreases by 1 while that of the other end increases by 1 during this adiabatic cycle. This quantization is topologically protected against the other perturbations as long as the gap along the loop remains finite^{22,33}, in other words, as long as the double degeneracy points do not get out of (into) the 2D closed surface $\Gamma_{\text{loop}} \times [-\frac{\pi}{2\alpha}, \frac{\pi}{2\alpha}]$. Therefore, we naturally expect that the quantized spin transport is stable against the weak exchange interactions between the z -components;

$$H_Z = \gamma \sum_j [J + (-1)^j \Delta] \hat{S}_j^z \hat{S}_{j+1}^z,$$

where $0 \leq \gamma \leq 1$.

In the following, we will explain this in more detail. As

a first step, we will treat H_{XY} term as a non-perturbative term and review which perturbations are relevant among H_Z , H_{dim} and H_{st} . The continuum model for H_{XY} can be elucidated by the well-known bosonization technique. We first introduce the slowly varying fields, $R(x), L(x)$:

$$\begin{aligned} f_j &\sim R(x_j)e^{ik_F x_j} + L(x_j)e^{-ik_F x_j}, \\ R(x) &= \sum_{|k-k_F| \ll \alpha^{-1}} f_k e^{i(k-k_F)x}, \\ L(x) &= \sum_{|k+k_F| \ll \alpha^{-1}} f_k e^{i(k+k_F)x}. \end{aligned}$$

We shall rewrite the spin operator in terms of these fermion fields:

$$\begin{aligned} \hat{S}_j^z &= f_j^\dagger f_j - \frac{1}{2} \simeq : R^\dagger(x_j)R(x_j) : + : L^\dagger(x_j)L(x_j) : + (-1)^j [R^\dagger(x_j)L(x_j) + L^\dagger(x_j)R(x_j)], \\ \hat{S}_j^+ \hat{S}_{j+1}^- + \hat{S}_j^- \hat{S}_{j+1}^+ &= f_j^\dagger f_{j+1} + f_{j+1}^\dagger f_j \\ &\simeq i\alpha \cdot [: R^\dagger(x_j)\partial_x R(x_j) : - : L^\dagger(x_j)\partial_x L(x_j) : - \text{H.c.}] \\ &\quad - 2i(-1)^j [R^\dagger(x_j)L(x_j) - L^\dagger(x_j)R(x_j)], \end{aligned} \quad (5)$$

where $: \dots :$ stands for the normal order.³⁴ Here we retain the lowest order terms with respect to the lattice constant α both for the uniform and staggered components. According to the bosonization recipe,³⁵ we can rewrite these fermion operators in terms of the phase operator $\theta_+(x)$ and its canonical conjugate field $\Pi(x)$. Final expression for the spin operators in terms of these boson operators are summarized as follows;

$$\hat{S}_j^z = \frac{\partial_x \theta_+(x_j)}{2\pi} - (-1)^j \frac{1}{\pi\alpha} \sin \theta_+(x_j), \quad (6)$$

$$\hat{S}_j^+ \hat{S}_{j+1}^- + \hat{S}_j^- \hat{S}_{j+1}^+ = -\alpha \left[\frac{1}{4\pi} (\partial_x \theta_+(x_j))^2 + 4\pi \Pi(x_j)^2 \right] - (-1)^j \frac{2}{\pi\alpha} \cos \theta_+(x_j), \quad (7)$$

$$H_{XY} = \int dy \left[2\pi J \Pi(y)^2 + \frac{1}{8\pi} J (\partial_y \theta_+(y))^2 \right], \quad (8)$$

$$H_Z = \frac{\gamma}{\alpha} \int dy \left[\frac{J}{4\pi^2} (\partial_y \theta_+(y))^2 + \frac{J}{2(\pi\alpha)^2} \cos 2\theta_+(y) - \frac{\Delta}{(\pi\alpha)^2} \cos \theta_+(y) \right], \quad (9)$$

$$H_{\text{dim}} = -\frac{\Delta}{\pi\alpha^2} \int dy \cos \theta_+(y), \quad H_{\text{st}} = -\frac{h_{\text{st}}}{\pi\alpha^2} \int dy \sin \theta_+(y), \quad (10)$$

$$\begin{aligned} H &= \int dy \left\{ v \left[\pi\eta \Pi(y)^2 + \frac{1}{4\pi\eta} (\partial_y \theta_+(y))^2 \right] - \frac{\sqrt{\Delta^2 + h_{\text{st}}^2}}{\pi\alpha^2} \sin(\theta_+(y) + \varphi) \right. \\ &\quad \left. + \frac{\gamma J}{2\pi^2 \alpha^3} \cos 2\theta_+(y) \right\}, \end{aligned}$$

$$\text{where } (\cos \varphi, \sin \varphi) = \left(\frac{h_{\text{st}}}{\sqrt{\Delta^2 + h_{\text{st}}^2}}, \frac{\Delta}{\sqrt{\Delta^2 + h_{\text{st}}^2}} \right), \quad \eta = 2\sqrt{\frac{1}{(1 + \frac{2\gamma}{\pi\alpha})}}, \quad v = \frac{J}{2}\sqrt{(1 + \frac{2\gamma}{\pi\alpha})} \quad (11)$$

Here the origin of the third term of the Eq. (9) are dis-

cussed elsewhere.³⁶ Henceforth we omit this term by re-

defining Δ in Eq. (10). Here we introduced the quantum parameter η which measures the strength of the quantum fluctuation. That is to say, when γ grows from 0, η decreases monotonically from 2. Although the explicit forms of Eq. (6)- Eq. (10) are derived from the weak coupling limit ($\gamma \ll 1$), the final form of Eq. (11) is known to be valid until γ reaches 1 (isotropic Heisenberg model), where the SU(2) rotational symmetry of correlation functions ($\langle S_j^x S_i^x \rangle \sim \langle S_j^z S_i^z \rangle$) requires that $\eta = 1$ at $\gamma = 1$.³⁴ By using this quantum parameter, the renormalization group (RG) eigenvalue of $\sin(\theta_+(y) + \varphi)$ is represented by $2 - \frac{\eta}{2}$ while that of $\cos 2\theta_+(y)$ is $2 - 2\eta$. As a result, as long as $0 \leq \gamma \leq 1$, the exchange coupling between the z -component of spins ($\frac{\gamma J}{2\pi^2 \alpha^3} \cos 2\theta_+(y)$) is always irrelevant, while the dimerizing field Δ and staggered field h_{st} are equally relevant and lock the phase operator θ_+ on $\frac{\pi}{2} - \varphi + 2\pi n$.

Since the system is always locked by $\sin(\theta_+(y) + \varphi)$ with a finite spin gap as far as $0 \leq \gamma \leq 1$, we naturally expect that the quantized spin transport in the absence of γ could be generalized into the finite γ , at least up to $\gamma = 1$. This expectation is easily verified when we notice the physical meaning of the phase operator $\frac{\theta_+}{2\pi}$. Since the spatial derivative of the phase operator corresponds to the z -component of spin *density*, this phase operator is nothing but minus of the *spatial polarization* of the z -component of spins, i.e., $-\hat{P}_{S^z} \equiv -\frac{1}{N} \sum_{j=1}^N j \hat{S}_j^z$. The equivalence between these two quantities is discussed in detail in the appendix. Since φ in the locking potential of the sine-Gordon model increases gradually when the system is distorted along Γ_{loop} , $\langle \theta_+ \rangle$ decreases and gets -2π holonomy after one cycle of this adiabatic evolution (see Fig. 1). In other words, P_{S^z} increases by 1 per one cycle, i.e.,

$$\delta P_{S^z} \equiv \oint_{\Gamma_{loop}} dP_{S^z} = -\frac{1}{2\pi} \oint_{\Gamma_{loop}} d\vec{\lambda} \cdot \partial_{\vec{\lambda}} \langle \theta_+ \rangle = 1. \quad (12)$$

This relation always holds as far as the system is locked by the sliding potential $\sin(\theta_+ + \varphi(t))$, which is true for $0 \leq \gamma \leq 1$.

Finally we will show that the Eq. (12) means that the spin current quantized to be 1 flows during this one cycle. For the sake of clarity, we divide the contribution to P_{S^z} into two parts; $P_{S^z}^{\text{in}} \equiv \frac{1}{L} \sum_{j \in \Omega_{\text{in}}} j \cdot \langle \hat{S}_j^z \rangle$ and $P_{S^z}^{\text{edge}} \equiv \frac{1}{L} \sum_{j \in \Omega_{\text{edge}}} j \cdot \langle \hat{S}_j^z \rangle$, where the j -summation in $P_{S^z}^{\text{in}}$ are restricted within the interior of the systems (Ω_{in}), while spins within the edge region (Ω_{edge}) contribute to $\hat{P}_{S^z}^{\text{edge}}$. Here the ‘‘interior’’ is defined as the region where the spin state must be same as that of the periodic boundary condition (p.b.c.); the presence of the boundaries does not influence on the spin state of the interior. On the contrary, the spin state within the ‘‘edge’’ region is strongly affected by the boundaries. Thus, by definition, the spins within the interior would turn back to the same spin configuration as that of the initial state after an *adiabatic* evolution along Γ_{loop} , i.e. $\delta P_{S^z}^{\text{in}} = 0$. Therefore the difference of the spatial polarization of $\langle \hat{S}_j^z \rangle$

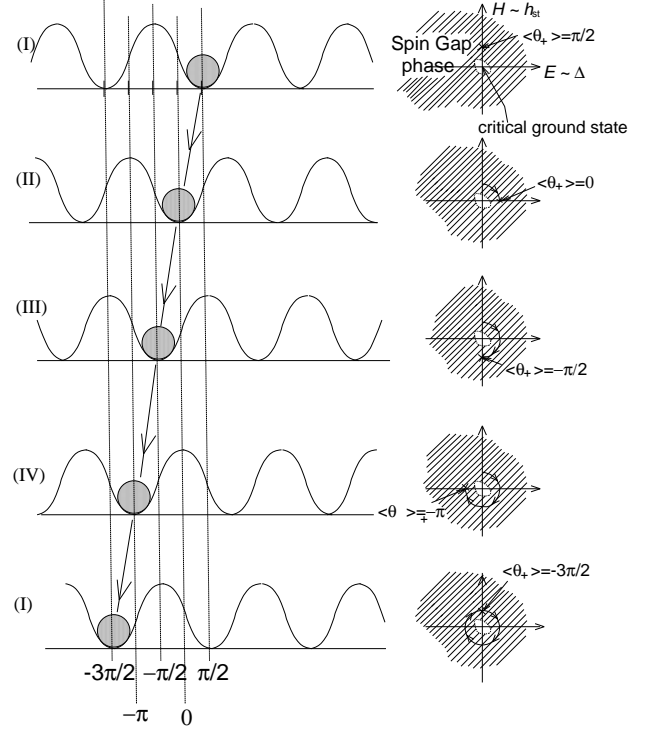


FIG. 1: A cosine curve represents the locking potential which slides adiabatically. As long as the sliding speed is low enough, the system (shaded circle) stays the same valley and does not jump into its neighboring valleys.

should be attributed to the change of spin configurations in the *edge* region, $\delta P_{S^z}^{\text{edge}}$. It is naturally expected that, when the bulk system has a finite spin gap, the edge region ranges over its magnetic correlation length from the both ends. Therefore we can approximate the site index of the edge region around the right end as $L/2$ and that of left as $-L/2$, where we take the origin of site index j at the center of the system. As a result $\delta P_{S^z}^{\text{edge}}$ should be written as

$$\delta P_{S^z}^{\text{edge}} = 1 \approx \frac{1}{L} \left(-\frac{L}{2} \times (-1) + \frac{L}{2} \times 1 \right) + \mathcal{O}\left(\frac{1}{L}\right), \quad (13)$$

in accordance with Eq. (12). At the right hand side of eq.(13), we used the fact that the system has been staying on the eigenspace of $\hat{S}_{\text{tot}}^z = 0$ during this process. Equation(13) means that the total S^z around the edge region of right end ($j = L/2$) increases by 1 while that of left end ($j = -L/2$) decreases by 1 along this cyclic evolution, i.e., the spin current quantized to 1 flows from the left end of the system to the right end during this one cycle. This quantized spin transport is always assured as long as the system on the loop is always fixed by the sliding locking potential, $\sin(\theta_+ + ct)$. This story does not alter even with the finite sliding speed $c = \frac{2\pi}{T}$, as far as it is slower than the height of this locking potential, in other words, the spin gap along the loop.

B. Numerical Analysis

In order to confirm the above argument, we performed the numerical calculation. We describe the temporal evolution of the ground state wavefunction $|\phi(t)\rangle = \mathcal{T}\{\exp[i \int_0^t dt' \hat{H}(t')]\} \cdot |g\rangle_I$ by the time-dependent Hamiltonian;

$$\begin{aligned} \hat{H}(t) &= \sum_{i=1}^N [J - (-1)^i \Delta(t)] \vec{S}_i \cdot \vec{S}_{i+1} \\ &+ h_{\text{st}}(t) \sum_{i=1}^N (-1)^i S_i^z \\ (h_{\text{st}}(t), \Delta(t)) &= |\epsilon|(\cos \frac{2\pi t}{T}, \sin \frac{2\pi t}{T}), \end{aligned}$$

where \mathcal{T} represents the time order operator, T is the cycle period during which the system has swept the loop (Γ_{loop}) one time and $|g\rangle_I$ is the ground state wavefunction of the initial parameter point (I). In Fig. 2, we show the expectation value of \hat{S}_j^z taken over the final state, $|\phi(t=T)\rangle$, both with the p.b.c. and with the open boundary condition (o.b.c.). The parameter $|\epsilon|$ is fixed to be 0.3 and J is taken as 1.5 in Fig. 2a and 0.6 in Fig. 2b. The cycle period T is taken as 40 for the former and 80 for the latter, both of which are sufficiently long compared with the inverse of the spin gap observed along the loop. We calculate $|\phi(t)\rangle$ by changing the system size N as 6,8,10,12,14.

For the p.b.c., as far as the sweeping velocity is low enough, the final state gives completely same configurations of $\langle \hat{S}_j^z \rangle$ as that of the initial antiferromagnetic ground state. However in the case of the o.b.c., the spins around both boundaries are clearly modified as seen in Fig. 2. When we read the total S^z around the left end ($\sum_{j=1}^3 \langle \hat{S}_j^z \rangle$) and that of the right end ($\sum_{j=12}^{14} \langle \hat{S}_j^z \rangle$) from Fig. 2a(b), the former increases by 0.67(0.9) while the latter decreases by 0.67(0.9) after this cyclic process. This result is qualitatively consistent with our preceding arguments.

In order to understand the difference between the result of the o.b.c. and that of the p.b.c., we calculate the instantaneous eigenenergy as a function of $\varphi = \frac{2\pi t}{T}$ in Fig. 3, where we take the offset as the ground state energy. For the p.b.c., there is always a finite energy gap from the ground state for all φ as seen in the inset of Fig. 3a. On the contrary, the gap for the o.b.c. reduces strongly at $\varphi = \frac{3\pi}{2}$. Furthermore, this reduced energy gap becomes smaller and smaller when we take the system size N larger, and the four states³⁷ including the ground state are nearly degenerate at $\varphi = \frac{3\pi}{2}$ for $N = 14$ (see Fig. 3a).

At this parameter value $(h_{\text{st}}, \Delta) = (0, -|\epsilon|)$, the exchange coupling between \vec{S}_{2n} and \vec{S}_{2n+1} ($n = 1, 2, \dots$) are strengthened and dimers are formed between them, i.e.,

$$\vec{S}_1 - (\vec{S}_2 - \vec{S}_3) - \dots - (\vec{S}_{2n} - \vec{S}_{2n+1}) - \dots - (\vec{S}_{N-2} - \vec{S}_{N-1}) - \vec{S}_N$$

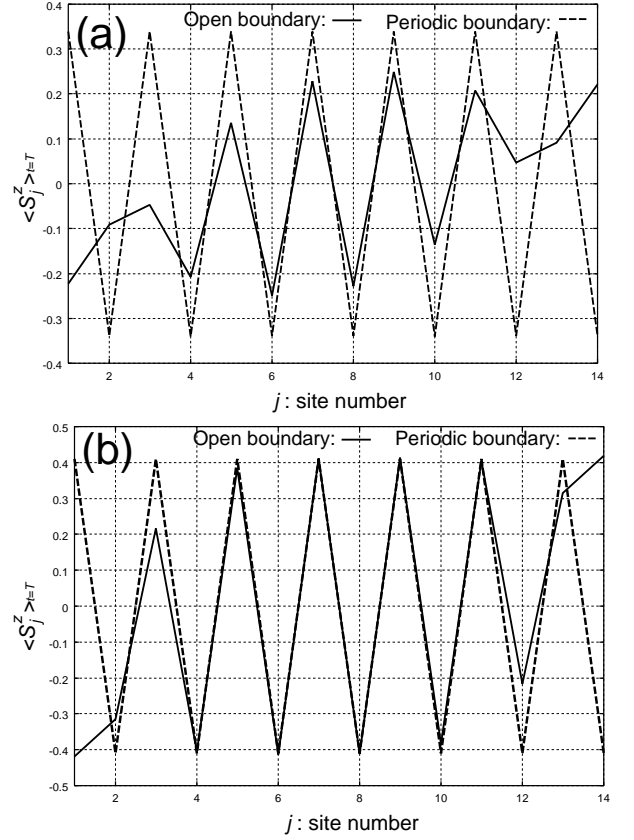


FIG. 2: (a): $\langle \hat{S}_j^z \rangle_{t=T}$ for $J = 1.5, \epsilon = 0.3$ and $T = 40$, where $\delta P_{S^z} \equiv \langle \hat{P}_{S^z} \rangle_{t=T} - \langle \hat{P}_{S^z} \rangle_{t=0} = 0.623$, (b): $\langle \hat{S}_j^z \rangle_{t=T}$ for $J = 0.6, \epsilon = 0.3$ and $T = 80$, where $\delta P_{S^z} = 0.862$.

where $(\vec{S}_i - \vec{S}_{i+1})$ represents the singlet bond. Thus in the case of the o.b.c. the spin at $j = 1$ and that at $j = N$ cannot form a dimer due to the absence of $\vec{S}_1 \cdot \vec{S}_N$ term. Therefore, roughly speaking, the four states

$$|\downarrow\rangle_1 \otimes (\text{dimer chain}) \otimes |\uparrow\rangle_N, \quad (14)$$

$$|\uparrow\rangle_1 \otimes (\text{dimer chain}) \otimes |\downarrow\rangle_N, \quad (15)$$

$$|\downarrow\rangle_1 \otimes (\text{dimer chain}) \otimes |\downarrow\rangle_N, \quad (16)$$

$$|\uparrow\rangle_1 \otimes (\text{dimer chain}) \otimes |\uparrow\rangle_N \quad (17)$$

would be degenerate in thermodynamic limit. The last two states ((16),(17)) do not belong to the eigenspace of $S_{\text{tot}}^z = 0$ and we ignore them henceforth.³⁷ In a finite size system, the finite order perturbation via $\hat{S}_1^+ \hat{S}_2^- \times \hat{S}_2^+ \hat{S}_3^- \times \dots \times \hat{S}_{N-1}^+ \hat{S}_N^-$ and its Hermite conjugate lift the degeneracy between the states (14) and (15). The resulting gap is empirically known to scale as $\exp(-N/l)$ where l is the magnetic correlation length. In fact, we can fit the gap as a function of the system size N by this exponential function as in the inset of Fig. 3b, where the correlation length at $\varphi = \frac{3\pi}{2}$ is estimated around 3 sites.

Because of this crossing character of the energy spectrum at $\varphi = \frac{3\pi}{2}$, the system which has resided on the

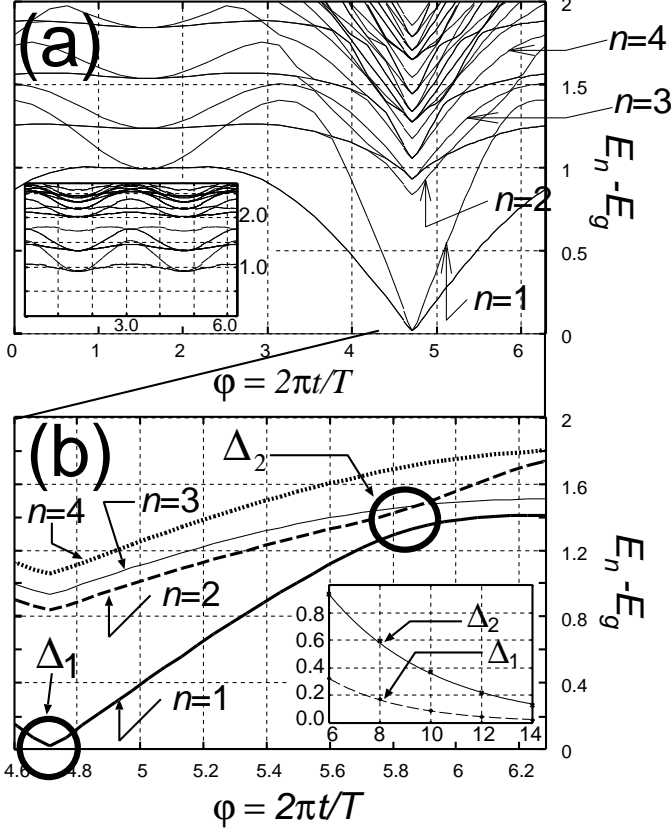


FIG. 3: (a): Energy levels as a function of φ for the o.b.c. (inset: p.b.c.). (b): Energy spectrum for the eigenstates with $\hat{S}_{\text{tot}}^z = 0$ for the o.b.c. (inset: Size-dependence of the minimum energy gaps $\Delta_1 \equiv \min_{\varphi} [E_{n=1}(\varphi) - E_g(\varphi)]$ and $\Delta_2 \equiv \min_{\varphi} [E_{n=4}(\varphi) - E_{n=2}(\varphi)]$. Fitting curves for them are $0.32 \exp(-(N-6)/3)$ for Δ_1 and $0.925 \exp(-(N-6)/4.3)$ for Δ_2 respectively.)

ground state ($n = 0$) transits, at $\varphi = \frac{3\pi}{2}$, into the first excited state with $n = 1$ which is represented by the bold solid line in Fig. 3b. This can be understood from the profiles of the projected weight of $|\phi(t)\rangle$ onto each instantaneous eigenstate which is shown in Fig. 4a. The transition probability $P_{n=0 \rightarrow n=1}$ is well fitted by the Landau-Zener formula^{38,39} $\exp(-\frac{\pi \Delta_1^2}{c \times 2\pi/T})$ as in Fig. 4b. There we show $P_{n=0 \rightarrow n=1}$ as a function of the cycle period T for the various system size and c in the Landau-Zener function is estimated around $\frac{1}{2}\epsilon N \sim \epsilon N$.⁴⁰

As shown in the Fig. 4a, after the first transition takes place at $\varphi = \frac{3\pi}{2}$, the second transition from the first excited state to the second excited state with $n = 2$ (represented by the bold broken line) happens at $\varphi \sim 5.9$. However its transition probability $P_{n=1 \rightarrow n=2}$ is around 70% and not so perfect as $P_{n=0 \rightarrow n=1}$. This is because the gap Δ_2 at $\varphi \sim 5.9$ between the first excited state and the second excited state is a substantial amount compared with Δ_1 (see Fig. 3b). However the system size dependence of Δ_2 also scales by $\exp(-N/l)$, where the

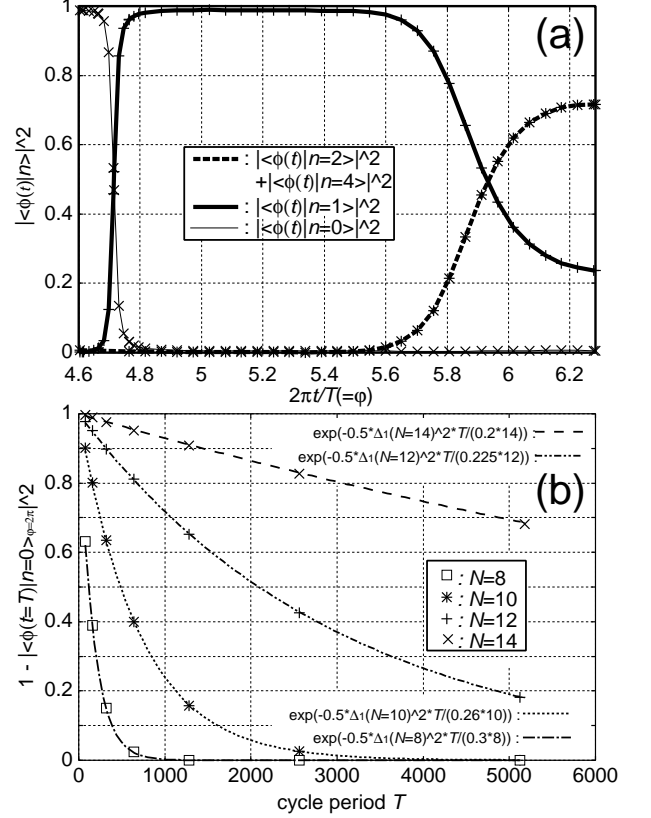


FIG. 4: (a): Projected weight of $|\phi(t)\rangle$ onto each instantaneous eigenstate $|\langle \phi(t) | n \rangle|^2$ for $n = 0, 1, 2, 4$ where the w.f. $|\phi(t)\rangle$ is always almost perpendicular to the excited state with $n = 3$, namely, $|\langle \phi(t) | n=3 \rangle|^2 < 10^{-7}$, (b): Transition probability $P_{n=0 \rightarrow n=1}$ as a function of cycle period T , which we identify as $1 - |\langle \phi(t=T) | n=0 \rangle_{\varphi=2\pi}|^2$. Every data points are fitted by the Landau-Zener function $\exp(-\frac{\pi \Delta_1^2}{c \times 2\pi/T})$, where c is estimated around $\epsilon \times N$.

magnetic correlation length l is estimated around 4.6 sites as in the inset of Fig. 3b. Thus when we take the system large enough, we can naturally expect that the gap Δ_2 would reduce exponentially and the transition probability $P_{n=1 \rightarrow n=2}$ will reach almost 100%.

In order to verify this expectation, we perform another numerical calculations. Since it is very difficult to calculate numerically with larger system size ($N > 14$), we decrease the ratio between J and ϵ in order to *reduce the magnetic correlation length* l , which is also expected to reduce these gaps. The result for $J = 0.6, \epsilon = 0.3$ is summarized in Fig. 5. Figure 5a indicates the energy spectrum for the lower four excited states with $\hat{S}_{\text{tot}}^z = 0$ and Fig. 5b shows the projected weight, $|\langle \phi(t) | n \rangle|^2$ for $n = 0, 1, 2, 4$. Figure 5c represents the expectation value of \hat{S}_j^z taken over the $|n=4\rangle_{\varphi=2\pi \equiv 0}$ as a function of site index j which ranges over 14 sites. Then as is expected, the gaps we observed in Fig. 3 (Δ_1, Δ_2) decrease drastically. In addition to them, there appears a new gap Δ_3 between the excited state with $n = 2$ and that with $n = 4$

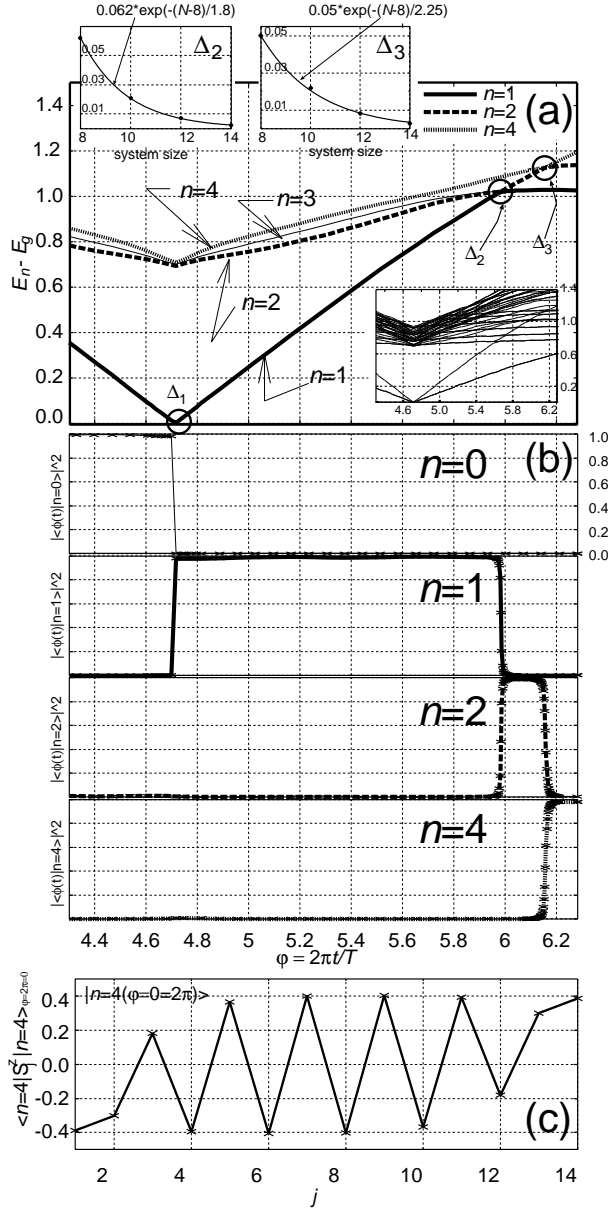


FIG. 5: (a): Energy spectrum for the eigenstates with $\hat{S}_{\text{tot}}^z = 0$ for $J = 0.6, \epsilon = 0.3$ as a function of φ , (b): Projected weight of $|\phi(t)\rangle$ onto the lower five eigenstates, i.e., $|\langle \phi(t) | n \rangle|^2$ ($n = 0, 1, 2, 4$), (c): Expectation value of \hat{S}_j^z taken over the fourth excited state with $n = 4$ $|n=4\rangle_{\varphi=2\pi}$

at $\varphi = 6.15$. The gap Δ_3 is also very tiny and scales as $\exp(-N/2.26)$.

As a result, as seen in Fig. 5b., three transitions take place. There the wavefunction $|\phi(t)\rangle$ changes its weight from the ground state with $n = 0$ to the first excited state with $n = 1$ (represented by the bold solid line in Fig. 5a) at $\varphi = \frac{3\pi}{2}$, from the first excited state to the excited state with $n = 2$ (bold broken line) at $\varphi = 5.97$ and lastly from the excited state with $n = 2$ to the fourth excited state with $n = 4$ (bold dotted line) at $\varphi = 6.15$. All these transition probabilities are almost 100% in accordance

with our previous expectations.⁴¹

After all, through these transitions, the wavefunction is raised from the ground state onto the fourth excited state ($n = 4$) during this last quarter of the cycle. When we see the expectation value of \hat{S}_j^z taken over this fourth excited state at $\varphi = 0 \equiv 2\pi$ (see Fig. 5c), it is almost identical to the solid line (o.b.c.) of the lower panel in Fig. 2. There the total \hat{S}^z on the left end ($\sum_{j=1}^3 \langle \hat{S}_j^z \rangle$) decreases by 0.9 while that of the right end ($\sum_{j=12}^{14} \langle \hat{S}_j^z \rangle$) increases by 0.9 in comparison with that of the initial state, i.e., $|n = 0\rangle_{\varphi=0 \equiv 2\pi}$.

To summarize, the numerical observations found in Fig. 2 can be also ascribed to the difference between the energy spectrum with the p.b.c. and that with the o.b.c. In the latter case, a certain excited state decreases its level until $\varphi = \frac{3\pi}{2}$ and then *picks up* the system which has been staying on the ground state. Then, after several transitions, it carries the system perfectly upon a particular excited state at $\varphi = 0$, whose \hat{P}_{S^z} increases by almost 1 in comparison with that of the initial state. These observations remain unchanged if the sweeping velocity is always higher than $\frac{\pi \Delta_i^2}{cN}$ ($i = 1, 2, 3$). This lower limit for the sweeping velocity becomes zero in the thermodynamic limit, since the $\Delta_{1,2,3}$ reduces *exponentially* to zero as the system size N becomes larger. Thus the conclusion in Eq. (12) is consistent with the numerical results of this subsection.

Next let us mention the relevance of our story to real systems such as Cu-benzoate and Yb_4As_3 . There the effective staggered field along the z -direction accompanies the uniform effective Zeeman fields along the x (or y)-direction (H_u^x). Furthermore, since these systems breaks the bond-centered inversion symmetry, there is a Dzyaloshinskii-Moriya (DM) interaction. Its DM vector must alternate bond by bond in the absence of the electric field. In addition to them, the uniform component of the DM vector would be also induced by the applied electric field in general. Even if these terms are gradually introduced, $\delta\theta_+$ remains invariant as far as the gap along the loop remains open, in other words, the system along the loop remains locked by the sliding potential $\sin(\theta_+ + \varphi(t))$. This is a manifestation of the fact that the quantized $\delta\theta_+$ (in the thermodynamic limit) is the topologically protected quantity called the first Chern number. Detail renormalization group analysis of the effect of these terms such as the uniform magnetic field⁴² and the DM exchange interaction will be reported elsewhere.

When we rotate the system around this critical ground state M times, $M/2$ z -component of spin pumps up from one end of this system to the other. Such an inhomogeneous magnetic structure can be detectable around magnetic domain boundaries and/or sample boundaries by using some optical probes. However, we must mention that the excited state with $P_{S^z} = m$ (that for $m = 1$ corresponds to $|n = 4\rangle_{\varphi=0}$ in Fig. 5) might fall into the ground state by way of the x -component of the uni-

form magnetic field H_u^x at around $t = mT, (m + 1/2)T$, when we sweep the system slower than $2\mu_B H_u^x$. In order to avoid this relaxation process, the sweeping velocity should be taken faster than $2\mu_B H_u^x$. However, as is mentioned before, the velocity must be slower than the the spin gap observed along the loop. Therefore we need to have a finite window between the lower limit of the sweeping velocity and the upper limit. In the case of Cu-benzoate, where the spin gap of 0.1meV is induced by the applied magnetic field of 1T ($2\mu_B H_u^x \sim 0.1\text{meV}$), the lower limit of this sweeping velocity is unhappily comparable to the higher limit. However, in the quantum spin chains with relatively larger J_{intra} , spin gaps larger than 0.1meV would be induced by the same magnetic field 1T, where a substantial amount of the window between the upper limit and the lower limit would exist. Therefore, it is not so hard to realize our story experimentally on the quasi-1D quantum spin systems with relatively large intrachain interaction and with two crystallographically inequivalent sites in its unit cell.

Finally, we want to mention the magnitude of the electric field required in order to induce the dimerization gap enough to be observable and also enough to be comparable to the spin gap induced by the magnetic field, which is around 0.1meV (when $H \sim 1\text{T}$ in Cu-benzoate²⁸). Since it is very difficult to quantify microscopically the change of the exchange interaction induced by an electric field, we will give some experimental data for rough estimate. Let us consider magneto-electric materials, where the applied electric field changes its effective exchange interactions J due to its peculiar crystal structure and its change δJ could be quantitatively estimated via the resulting magnetization.⁴³ In the case of Cr_2O_3 , the intra-sublattice exchange interaction for the $+$ sublattice and that for the $-$ sublattice should be equal to each other because of the inversion symmetry ($J_+ = J_- = J$). There the electric field applied along its principle axis breaks this symmetry and induce a finite difference $\delta J = J_+ - J_-$. The ratio $(\delta J/J)$ is estimated around 10^{-5} under $E \sim 1\text{kV/cm}$.^{43,44} According to this rough estimate, For $J_{\text{intra}} \sim 0.1\text{eV}$, we need the electric field of order of 1kV/cm in order to induce the dimerizing gap ($J_{\text{intra}}^{1/3} \Delta^{2/3}$) of 0.1meV, which is still one order of magnitude smaller than the typical value of Zeener's breakdown field ($\geq 10^4\text{V/cm}$ at $T \leq 100\text{K}$) of 1D Mott insulators.⁴⁵

III. CONCLUSION

We propose the quantum spin pumping in $S = 1/2$ quantum spin chains with two crystallographically inequivalent sublattices in its unit cell (T, I_{bond} : broken and I_{site} : unbroken) and with relatively large intrachain exchange interactions. Due to its peculiar crystal structure, an applied electric field (E) and magnetic field (H) endow its critical ground state with the finite spin gap via the dimerizing field ($\Delta \sim E$) and the staggered mag-

netic field ($h_{\text{st}} \sim H$), respectively, where the phase operator θ_+ in sine-Gordon theory is locked on a particular valley of the relevant potential $\sqrt{h_{\text{st}}^2 + \Delta^2} \sin(\theta_+ + \varphi)$: $\langle \theta_+ \rangle = \frac{\pi}{2} - \varphi + 2\pi n$. When the system is distorted slowly along the loop which encloses the critical ground state in the E - H plane, the locking potential $\sqrt{h_{\text{st}}^2 + \Delta^2} \sin(\theta_+ + \varphi)$ in the sine-Gordon model slides gradually (see Fig. 1). After an evolution of one cycle along this loop, the expectation value of the phase operator θ_+ for the ground state acquires 2π holonomy. This means that a spatial polarization of z -component of spins P_{S^z} increases by 1 after this cycle. In other words, the z -component of the spin current quantized to be 1 flows through the bulk system during this cycle.

These arguments are supported by the numerical analyses, where we performed the exact diagonalization of the finite size system and developed the ground state wavefunction along this loop in a themally insulating way.

Acknowledgments

The author acknowledges A. V. Balatskii, Masaaki Nakamura, M. Tsuchiizu, K. Uchinokura, T. Hikihara and A. Furusaki, S. Miyashita, S. Murakami and N. Nagaosa for their fruitful discussions and for their critical readings of this manuscript. The author is very grateful to K. Uchinokura for his critical discussions which are essential for this work.

APPENDIX A: EQUIVALENCE BETWEEN THE PHASE OPERATOR AND THE SPATIAL POLARIZATION OPERATOR

In this appendix, we will show that the continuum limit of \hat{P}_{S^z} corresponds to the phase operator $-\frac{1}{2\pi L} \int \hat{\theta}_+(y) dy$, where related work was done by Nakamura and Voit.⁴⁶ Historically the polarization operator is known to be an ill-defined operator on the Hilbert space with the periodic boundary condition (p.b.c.), and thus it is formidable to treat it in solid state physics. However, recently King-Smith and Vanderbilt^{50,51} and Resta^{47,48,49,52} showed that the *derivative* of the polarization with respect to some external parameter λ can be expressed by the *current operator* which is in turn well-defined in the Hilbert space with the p.b.c.. Thereby they quantitatively estimates for electronic contributions to the macroscopic polarizations in dielectrics and semiconductors such as GaAs, KNbO_3 and III-V nitride. Following their argument, we will show the equivalence between the derivative of $-\frac{1}{2\pi} \int dy \theta_+(y)$ with respect to λ and that of P_{S^z} . According to the standard perturbation theory⁴⁸, the derivative of the polarization with respect to some mechanical parameter λ is given by

$$\frac{\partial \langle \hat{P}_{S^z} \rangle}{\partial \lambda} = - \sum_{N \neq g} \frac{\langle N | \hat{P}_{S^z} | g \rangle \langle g | \partial \hat{H} / \partial \lambda | N \rangle}{E_N - E_g}$$

$$\left[\frac{\langle g(\lambda) | [\hat{P}_{S^z}, \hat{H}] | N(\lambda) \rangle \langle N(\lambda) | \frac{\partial \hat{H}(\lambda)}{\partial \lambda} | g(\lambda) \rangle}{(E_g(\lambda) - E_N(\lambda))^2} + \text{c.c.} \right] \quad (\text{A1})$$

where we assume the system has a finite spin gap from the ground state. The time derivative of P_{S^z} in the numerator can be calculated as follows:

$$\begin{aligned} & -i [\hat{P}_{S^z}, H_{XY}] \\ &= i \frac{\alpha}{L} \sum_{j=1}^N \sum_{k=1}^{N-1} \left[j \hat{S}_j^z, -\frac{1}{2} [J + (-1)^k \Delta] (\hat{S}_k^+ \hat{S}_{k+1}^- + \text{c.c.}) \right] \\ &= \frac{i\alpha}{2L} \sum_{j=1}^{N-1} [J + (-1)^j \Delta] (\hat{S}_j^- \hat{S}_{j+1}^+ - \hat{S}_j^+ \hat{S}_{j+1}^-). \quad (\text{A2}) \end{aligned}$$

Here the time derivative of the polarization operator reduced to the current operator which is in turn assigned to bonds. The polarization \hat{P}_{S^z} depends crucially on

whether the edge spins are up or down because \hat{P}_{S^z} is the summation of \hat{S}_j^z multiplied by site index j . However, its time derivative is just the summation of the spin current operator over all bonds and the contribution of every single bond is always $\mathcal{O}(1/N)$. As a result, in the thermodynamic limit, we are allowed to calculate with the periodic boundary condition the r.h.s. of Eq. (A2) which we should have calculated with the open boundary condition (o.b.c.). This is because their difference is attributed to the spin currents on the several bonds⁵³ around the boundaries, which is $\mathcal{O}(1/N)$. Thus, henceforth, we are going to calculate the r.h.s. of Eq. (A2) with the p.b.c., which enables us to use the abelian bosonization method.

From now on, we shall bosonize the Eq. (A2) and get Eq. (A4). After taking a continuum limit, we express the current operator in the r.h.s. of Eq. (A2) in terms of the phase operator $\theta_+(x)$ and its conjugate field $\Pi(x)$,

$$\begin{aligned} & \hat{S}_{j+1}^+ \hat{S}_j^- - \hat{S}_j^+ \hat{S}_{j+1}^- = f_{j+1}^\dagger f_j - f_j^\dagger f_{j+1} \\ & \approx \left[R^\dagger(x_{j+1}) e^{-ik_F x_{j+1}} + L^\dagger(x_{j+1}) e^{ik_F x_{j+1}} \right] \cdot \left[R(x_j) e^{ik_F x_j} + L(x_j) e^{-ik_F x_j} \right] \\ & \quad - \left[R^\dagger(x_j) e^{-ik_F x_j} + L^\dagger(x_j) e^{ik_F x_j} \right] \cdot \left[R(x_{j+1}) e^{ik_F x_{j+1}} + L(x_{j+1}) e^{-ik_F x_{j+1}} \right] \\ & \approx -2i \cdot \left[R^\dagger(x_j) R(x_j) - L^\dagger(x_j) L(x_j) \right] + i\alpha \cdot (-1)^j \left[R^\dagger(x_j) \partial_x L(x_j) - L^\dagger(x_j) \partial_x R(x_j) - \text{H.c.} \right] \\ & = 4i\Pi(x_j) + i(-1)^j \left[2\Pi(x_j) \cos \theta_+(x_j) + 2 \cos \theta_+(x_j) \cdot \Pi(x_j) \right]. \quad (\text{A3}) \end{aligned}$$

Thus the continuum limit of Eq. (A2) becomes

$$(\text{r.h.s. of Eq. (A2)}) \approx -\frac{1}{L} \int dy \left\{ 2J\Pi(y) + \Delta \left[\Pi(y) \cos \theta_+(y) + \cos \theta_+(y) \Pi(y) \right] \right\}. \quad (\text{A4})$$

Because the current operator can be in general expressed by a commutator between the polarization operator and Hamiltonian, the Eq. (A4) should be in the form of $i \left[\frac{1}{L} \int dy \frac{\theta_+(y)}{2\pi}, \hat{H} \right]$. In spite of this expectation, their commutator produces only the first term of Eq. (A4):

$$i \left[\frac{1}{L} \int dy \frac{\theta_+(y)}{2\pi}, H \right] = i \left[\frac{\theta_+(x)}{2\pi}, H_{XY} \right] = -\frac{2J}{L} \int dy \Pi(y), \quad (\text{A5})$$

and can not produce the second term of Eq. (A4): $\Pi(y) \cos \theta_+(y) + \text{H.c.}$.

At this stage, we notice that the formula for H_{dim} should be modified as shown below and we identify the origin of this missing term. Let us carefully reexamine the bosonization of $\hat{S}_j^+ \hat{S}_{j+1}^- + \hat{S}_{j+1}^+ \hat{S}_j^-$:

$$\begin{aligned} & \left[R^\dagger(x_j) e^{-ik_F x_j} + L^\dagger(x_j) e^{ik_F x_j} \right] \cdot \left[R(x_{j+1}) e^{ik_F x_{j+1}} + L(x_{j+1}) e^{-ik_F x_{j+1}} \right] \\ & + \left[R^\dagger(x_{j+1}) e^{-ik_F x_{j+1}} + L^\dagger(x_{j+1}) e^{ik_F x_{j+1}} \right] \cdot \left[R(x_j) e^{ik_F x_j} + L(x_j) e^{-ik_F x_j} \right] \\ & \approx i \cdot \left\{ R^\dagger(x_j) \left[R(x_j) + \alpha \partial_x R(x_j) + \frac{1}{2} \alpha^2 \partial_x^2 R(x_j) \right] - L^\dagger(x_j) \left[L(x_j) + \alpha \partial_x L(x_j) + \frac{1}{2} \alpha^2 \partial_x^2 L(x_j) \right] - \text{H.c.} \right\} \\ & \quad - i(-1)^j \cdot \left\{ R^\dagger(x_j) \left[L(x_j) + \alpha \partial_x L(x_j) + \frac{1}{2} \alpha^2 \partial_x^2 L(x_j) \right] - L^\dagger(x_j) \left[R(x_j) + \alpha \partial_x R(x_j) + \frac{1}{2} \alpha^2 \partial_x^2 R(x_j) \right] - \text{H.c.} \right\} \\ & \approx (\text{r.h.s. of Eq. (5)}) - i(-1)^j \alpha^2 \cdot \left[R^\dagger(x_j) \partial_x^2 L(x_j) - L^\dagger(x_j) \partial_x^2 R(x_j) - \text{H.c.} \right]. \quad (\text{A6}) \end{aligned}$$

Here we drop those terms which can be summarized into a form of the total derivative. It is tempting to neglect the last term of Eq. (A6) because it seems to be $\mathcal{O}(\alpha^2)$. Nevertheless we easily find it not the case, when we express them in terms of the boson operator,

$$\hat{S}_j^+ \hat{S}_{j+1}^- + \hat{S}_{j+1}^+ \hat{S}_j^- = (\text{r.h.s. of Eq. (7)}) + (-1)^j \alpha \left[-\frac{1}{4\pi} (\partial_x \theta_+(x_j))^2 \cos \theta_+(x_j) + \pi (\Pi^2(x_j) \cos \theta_+(x_j) + \Pi(x_j) \cos \theta_+(x_j) \Pi(x_j) + \text{H.c.}) \right],$$

where the additional terms are of the same order $\mathcal{O}(\alpha)$ as the uniform component in Eq. (7). Correspondingly, H_{dim} should be modified into,

$$H_{\text{dim}} = \int dy \left\{ -\frac{\Delta}{\pi \alpha^2} \cos \theta_+(y) + \Delta \left[-\frac{1}{8\pi} (\partial_y \theta_+(y))^2 \cos \theta_+(y) + \frac{\pi}{2} [\Pi^2(y) \cos \theta_+(y) + \Pi(y) \cos \theta_+(y) \Pi(y) + \text{H.c.}] \right] \right\} \quad \text{A7}$$

Since the RG eigenvalues of the additional terms are all $-\frac{2}{2} (< 0)$, $\cos \theta_+$ term still locks the system on the dimer state ($\langle \theta_+ \rangle = 0, \pi$).

However these modifications in H_{dim} cannot be discarded; the second term of Eq. (A4) can be derived from the commutator between the phase operator θ_+ and H_{dim} only with these additional terms, that is to say,

$$i \left[\int dy \frac{\theta_+(y)}{2\pi}, (\text{r.h.s. of Eq. (A7)}) \right] = -\frac{\Delta}{L} \int dy \left[\Pi(y) \cos \theta_+(y) + \cos \theta_+(y) \Pi(y) \right].$$

With this modification of H_{dim} , it is convinced that Eq. (A4) can be replaced by $\frac{i}{L} \int dy [\frac{\theta_+}{2\pi}, H]$ and the r.h.s. of

Eq. (A1) reduce to be a following simple form in the continuum limit:

$$\begin{aligned} \frac{\partial \langle \hat{P}_{S^z} \rangle}{\partial \lambda} &\rightarrow \frac{1}{L} \sum_{N \neq g} \int dy \left[\frac{\langle g | [\frac{\hat{\theta}_+(y)}{2\pi}, \hat{H}] | N \rangle \langle N | \frac{\partial \hat{H}}{\partial \lambda} | g \rangle}{(E_g - E_N)^2} + \text{c.c.} \right] \\ &= -\frac{1}{L} \sum_N \int dy \left[\langle g | \frac{\hat{\theta}_+(y)}{2\pi} | N \rangle \langle N | \frac{\partial}{\partial \lambda} | g \rangle + \text{c.c.} \right] \\ &= -\frac{1}{L} \int dy \frac{\partial}{\partial \lambda} \langle \frac{\hat{\theta}_+(y)}{2\pi} \rangle, \end{aligned} \quad \text{A8}$$

where we used $\langle N | \frac{\partial \hat{H}}{\partial \lambda} | g \rangle = (E_g - E_N) \langle N | \frac{\partial}{\partial \lambda} | g \rangle$.

* Electronic address: shindou@appi.t.u-tokyo.ac.jp.

- ¹ *Colossal Magnetoresistive Oxides*, edited by Y. Tokura (Taylor & Francis, London, 2000)
- ² R. Karplus and J. M. Luttinger, Phys. Rev. **95**, 1154 (1954)
- ³ J. Smit, Physica **21**, 877 (1955); **24**, 39 (1958)
- ⁴ P. Nozières and C. Lewiner, J. Phys. (Paris) **34**, 901 (1973)
- ⁵ J. Kondo, Prog. Theor. Phys. **27**, 772 (1963)
- ⁶ P. Matl, N. P. Ong, Y. F. Yan, Y. Q. Li, D. Studebaker, T. Baum, and G. Doubinina, Phys. Rev. B **57**, 10248 (1998)
- ⁷ S. H. Chun, M. B. Salamon, Y. Lyanda-Geller, P. M. Goldbart, and P. D. Han, Phys. Rev. Lett. **84**, 757 (2000)
- ⁸ J. Ye, Y. B. Kim, A. J. Millis, B. I. Shraiman, P. Majumdar, and Z. Tešanović, Phys. Rev. Lett. **83**, 3737 (1999)
- ⁹ K. Ohgushi, S. Murakami and N. Nagaosa, Phys. Rev. B **62**, R6065 (2000)
- ¹⁰ Y. Taguchi, Y. Oohara, H. Yoshizawa, N. Nagaosa, Y. Tokura, Science **291**, 2573 (2001); Y. Taguchi, T. Sasaki, S. Awaji, Y. Iwasa, T. Tayama, T. Sakakibara, S. Iguchi, T. Ito and Y. Tokura, Phys. Rev. Lett. **90**, 257202 (2003)
- ¹¹ T. Kageyama, S. Iikubo, S. Yoshii, Y. Kondo, M. Sato and Y. Iye, J. Phys. Soc. Jpn. **70**, 3006 (2001)
- ¹² S. Onoda and N. Nagaosa, Phys. Rev. Lett. **90**, 196602 (2003)
- ¹³ R. Shindou and N. Nagaosa, Phys. Rev. Lett. **87**, 116801

- (2001)
- ¹⁴ G. Tatara and H. Kawamura, J. Phys. Soc. Jpn. **71**, 2613 (2002)
- ¹⁵ H. Kawamura, Phys. Rev. Lett. **90**, 047202 (2003)
- ¹⁶ M. Onoda and N. Nagaosa, J. Phys. Soc. Jpn. **71**, 19 (2002); Phys. Rev. Lett. **90**, 206601 (2003)
- ¹⁷ T. Jungwirth, Q. Niu and A. H. MacDonald, Phys. Rev. Lett. **88**, 207208 (2002); T. Jungwirth, J. Sinova, K. Y. Wang, K. W. Edmonds, R. P. Campion, B. L. Gallagher, C. T. Foxon, Q. Niu and A. H. MacDonald, Appl. Phys. Lett. **83**, 320 (2003)
- ¹⁸ A. A. Burkov and L. Balents, Phys. Rev. Lett. **91**, 057202 (2003)
- ¹⁹ Z. Fang, N. Nagaosa, K. S. Takahashi, A. Asamitsu, R. Mathieu, T. Ogasawara, H. Yamada, M. Kawasaki and Y. Tokura, Science **302**, 92 (2003)
- ²⁰ Y. Yao, L. Kleinman, A. H. MacDonald, S. Sinova, D. Wang, E. Wang and Q. Niu, cond-mat/0307337
- ²¹ D. J. Thouless, Phys. Rev. B **27**, 6083 (1983)
- ²² Q. Niu and D. J. Thouless, J. Phys. A **17**, 2453 (1984)
- ²³ B. L. Altshuler, L. I. Glazman, Science **283**, 1864 (1999)
- ²⁴ M. Switkes, C. M. Marcus, K. Campman and A. C. Gosard, Science **283**, 1905 (1999)
- ²⁵ J. M. Shilton, V. I. Talyanskii, M. Pepper, D. A. Ritchie, J. E. F. Frost, C. J. B. Ford, C. G. Smith, and G. A. C.

- Jones, J. Phys. Condens. Matter **8**, L531 (1996)
- ²⁶ V. I. Talyanskii, J. M. Shilton, M. Pepper, C. G. Smith, C. J. B. Ford, E. H. Linfield, D. A. Ritchie, and G. A. C. Jones, Phys. Rev. B **56**, 15180 (1997)
- ²⁷ Since the bond-center inversion symmetry is broken, Hamiltonian has in general Dzyaloshinskii-Moriya interactions, whose effect can be renormalized into the staggered g -tensor $[g_a]$. When the system is invariant under the π -rotational symmetry which exchanges nearest neighbor sites, bare $[g_a]$ becomes a non-generic matrix in general.
- ²⁸ D. C. Dender, P. R. Hammar, D. H. Reich, C. Broholm and G. Aeppli, Phys. Rev. Lett. **79**, 1750 (1997)
- ²⁹ M. Oshikawa and I. Affleck, Phys. Rev. Lett. **79**, 2883 (1997); I. Affleck and M. Oshikawa, Phys. Rev. B **60**, 1038 (1999). In these papers, not only the staggered component of g -tensor but also the alternating DM vector are found to be relevant to induce a finite spin gap.
- ³⁰ M. Oshikawa, K. Ueda, H. Aoki, A. Ochiai and M. Kohgi, J. Phys. Soc. Jpn. **68**, 3181 (1999)
- ³¹ If the system is invariant under the π -rotational symmetry which exchanges the nearest neighboring *bond* sites, the direction of \vec{E} must be deviated from its rotational axis in order to induce the dimerizing field Δ .
- ³² Here we also rotate by π around the z -direction in the spin space on odd sites:
- $$(\hat{S}_{2j+1}^x, \hat{S}_{2j+1}^y, \hat{S}_{2j+1}^z) \rightarrow (-\hat{S}_{2j+1}^x, -\hat{S}_{2j+1}^y, \hat{S}_{2j+1}^z) \quad (\text{A9})$$
- We take this sign convention only in this subsections.
- ³³ J. E. Avron, A. Raveh and B. Zur, Rev. Mod. Phys. **60**, 873 (1988); J. E. Avron, J. Berger and Y. Last, Phys. Rev. Lett. **78**, 511 (1997)
- ³⁴ N. Nagaosa, *Quantum Field Theory in Strongly Correlated Electronic Systems* (Springer, Berlin, 1999)
- ³⁵ R. Shankar, Acta Phys. Pol. B **26**, 1835 (1995) From this paper, we change its notations as follows;
- $$R(x) = \frac{1}{\sqrt{2\pi\alpha}} e^{i\phi_R(x)} \quad , \quad L(x) = \frac{1}{\sqrt{2\pi\alpha}} e^{-i\phi_L(x)}$$
- $$\phi_{R(L)}(x) = \frac{1}{2} [\theta_+ \mp 4\pi \int_{-\infty}^x \Pi(x') dx']$$
- $$[\theta_+(x), \Pi(y)] = i\delta(x-y)$$
- $$[\phi_{R(L)}(x), \phi_{R(L)}(y)] = \pm i\pi\Theta(x-y)$$
- $$[\phi_R(x), \phi_L(y)] = i\pi$$
- ³⁶ S.Eggert and I.Affleck, Phys. Rev. B **46**, 10866 (1992)
- ³⁷ The eigenstate whose energy reaches around 0.9 at $\varphi = 2\pi$ is truly doubly degenerate and belong to the eigenspaces of $\hat{S}_{\text{tot}}^z = \pm 1$. These doubly degenerate states at $\varphi = \frac{3\pi}{2}$ corresponds to the two state given in Eq. (16),(17) On the contrary, the eigenstate with $n = 1$ (represented by the bold solid line in Fig. 3b) and the ground state belong to the eigenspace of $\hat{S}_{\text{tot}}^z = 0$. Since our time-dependent Hamiltonian conserves the total spin density S_{tot}^z , $|\phi(t)\rangle$ does not have projected weights onto those instantaneous eigenstates with $S_{\text{tot}}^z \neq 0$.
- ³⁸ C. Zener, Proc. R. Soc. London, Ser. A **137**, 696 (1932)
- ³⁹ S. Miyashita, J. Phys. Soc. Jpn. **64**, 3207 (1994)
- ⁴⁰ We identify $P_{n=0 \rightarrow n=1}$ as $1 - |\langle \phi(t=T) | n=0 \rangle_{\varphi=2\pi}|^2$.
- ⁴¹ Here the wavefunction hardly has the projected weight on the third excited state with $n = 3$ (thin line in Fig. 5a) during the cycle.
- ⁴² The uniform component of the Zeeman field does not cause the spin gap to the critical ground state of the isotropic Heisenberg model as far as it is small. In contrast the staggered component is always relevant even if it is infinitesimally small. However when the uniform component of the magnetic field H_u is very strong, the system will be governed by the fixed point where the ground state is ferromagnetically polarized with a finite spin gap. This fixed point is different from the fixed point at which the system is locked by the staggered component of the magnetic field, i.e., $h_{\text{st}} \sin \theta_+$. As far as the system under the applied magnetic field is governed by the latter fixed point, $\delta\theta_+$ is quantized to be 1.
- ⁴³ R. Hornreich and S. Shtrikman, Phys. Rev. **161**, 506 (1967); K. Shiratori and E. Kita, Kotai-Butsuri **14**, 599 (1979) (in Japanese)
- ⁴⁴ M. Date, J. Kanamori and M. Tachiki, J. Phys. Soc. Jpn. **16**, 2589 (1961)
- ⁴⁵ Y. Taguchi, T. Matsumoto and Y. Tokura, Phys. Rev. B **62**, 7015 (2000)
- ⁴⁶ M. Nakamura and J. Voit, Phys. Rev. B **65**, 153110 (2002); M. Nakamura and S. Todo, Phys. Rev. Lett. **89**, 077204 (2002). In these papers, z -operator introduced by R. Resta and Sorella⁴⁹, Aligia and Ortiz⁵² is applied to the quantum spin systems and is used to distinguish various spin gap phases.
- ⁴⁷ R. Resta, Ferroelectrics **22**, 133 (1993); R. Resta, M. Posternak and A. Baldereschi, Phys. Rev. Lett. **70**, 1010 (1993); Phys. Rev. B **50**, 8911 (1994).
- ⁴⁸ R. Resta, Rev. Mod. Phys. **55**, 899 (1994)
- ⁴⁹ R. Resta, Phys. Rev. Lett. **80**, 1800 (1998); R. Resta and S. Sorella, Phys. Rev. Lett. **82**, 370 (1999)
- ⁵⁰ R. D. King-Smith and D. Vanderbilt, Phys. Rev. B **47**, 1651 (1993); D. Vanderbilt and R. D. King-Smith, Phys. Rev. B **48**, 4442 (1993); F. Bernardini, V. Fiorentini and D. Vanderbilt, Phys. Rev. B **56**, 10024 (1997)
- ⁵¹ G. Ortiz and R. M. Martin, Phys. Rev. B **49**, 14202 (1994)
- ⁵² A. A. Aligia and G. Ortiz, Phys. Rev. Lett. **82**, 2560 (1999)
- ⁵³ In spin-gapped systems, the effects of the boundary range only within its magnetic correlation length from both ends.