

Colloidal gelation, percolation and structural arrest

A. de Candia ^{a,b}, E. Del Gado ^{a,b}, A. Fierro ^{a,c}, N. Sator ^d, and A. Coniglio ^{a,c}

^a *Dipartimento di Scienze Fisiche and INFN Sezione di Napoli,
Università di Napoli "Federico II", via Cintia 80126 Napoli, Italy*

^b *CNISM Napoli*

^c *CNR Coherentia and*

^d *Laboratoire de Physique Théorique des Liquides Université Pierre et Marie Curie
UMR CNRS 7600 Case 121, 4 Place Jussieu 75252 Paris Cedex 05, France*

(Dated: January 27, 2020)

By means of molecular dynamics, we study a model system for colloidal suspensions where the interaction is based on a competition between attraction and repulsion. At low temperatures the relaxation time τ first increases as a power law as a function of the volume fraction ϕ and then, due to the finite lifetime of the bonded structures, it deviates from this critical behavior. We show that colloidal gelation at low temperatures and low volume fractions is crucially related to the formation of spanning long living cluster. Besides agreeing with experimental findings in different colloidal systems, our results shed new light on the different role played by the formation of long living bonds and the crowding of the particles in colloidal structural arrest. PACS: 82.70.Dd, 64.60.Ak, 82.70.Gg

In attractive colloids a rich phenomenology is found in the temperature - volume fraction plane [1]-[6]. At high temperature a hard sphere glass transition occurs at a volume fraction, $\phi \simeq 0.57$. By decreasing the temperature, at high volume fraction, the effect of the short range attraction produces an attractive glass line with a reentrant line well described in the framework of the mode coupling theory [7, 8], and confirmed by experiments. At low temperature and increasing the volume fraction a much more complex situation arises [3], [9]-[13], characterized by a cluster phase followed by a kinetic arrest with viscoelastic properties very similar to those found in polymer gelation.

One of the important problems is to understand the mechanism which gives rise to colloidal gelation. When phase separation does not occur, colloidal gelation has been interpreted in terms of cluster mode coupling theory [11] or Wigner glass [13]. In contrast to these approaches, we have suggested that the percolation phenomena play a crucial role in colloidal gelation [12, 14].

In this letter we present new results from molecular dynamics simulations of a DLVO-type potential [15] for charged colloidal systems. At low temperature, T , and low volume fraction, ϕ , we find that particles are linked due to the presence of the attractive interaction. Because of the competing attraction and repulsion, at low ϕ we observe stable clusters of typical size, i.e. a cluster phase [3, 13, 16]. Increasing ϕ these clusters form tube-like structures, which eventually coalesce to form a percolating network [17]. These structures affect the dynamics of the system: Although the bonds are not permanent (contrary to chemical gelation) at low ϕ their lifetime is much larger than the structural relaxation time. Therefore, from the point of view of structural relaxation, the system behaves as made of permanent clusters, and the relaxation time displays a gel-like behavior. Increasing ϕ , when these two time scales become comparable, the

structural relaxation begins to be affected also by the crowding of the particles. This produces a crossover from a gel-like to a glass-like behavior.

We consider a system of $N = 10000$ ϕ particles, with $\phi = 0.07-0.23$, interacting via a DLVO-type potential, which contains a Van der Waals type interaction plus an effective repulsion due to the presence of charges:

$$V(r) = \epsilon \left[a_1 \left(\frac{\sigma}{r} \right)^{36} - a_2 \left(\frac{\sigma}{r} \right)^6 + a_3 e^{-\lambda(\frac{r}{\sigma}-1)} \right], \quad (1)$$

where $a_1 = 2.3$, $a_2 = 6$, $a_3 = 3.5$, and $\lambda = 2.5$. With these parameters the repulsion term dominates the Van der Waals attraction at long range, providing a short range attraction and a long range repulsive barrier. The effective repulsion in the potential prevents the liquid-gas phase separation and stabilize the size of the clusters, as expected [9]. The potential is truncated and shifted at a distance of 3.5σ . To mimic the colloidal dynamics, we performed molecular dynamics simulations at constant temperature. Equations of motion were solved in the canonical ensemble (with a Nosé-Hoover thermostat) using a velocity Verlet algorithm [18] with a time step of $0.001t_0$ (where $t_0 = \sqrt{\frac{m\sigma^2}{\epsilon}}$ and m is the mass of the particles). We equilibrated the system at different volume fractions, ϕ , and different temperatures, T .

Here we analyze the structure and the dynamics by varying the temperature and volume fraction. We calculate first the static structure factor, $S(k)$, and the cluster size distribution, $n(s)$, where two particles are linked if their relative distance is smaller than the local maximum of the potential [19].

At low temperatures, i.e. when the kinetic energy becomes smaller than the repulsive barrier, and low volume fractions, the static structure factor, $S(k)$, displays a peak around $k_0 \sim 2$ (see Fig. 1). This feature is due to the fact that the competing short range attraction and long range repulsion produce stable clusters of a typical

size. The presence of a typical size is also manifested in the cluster size distribution, $n(s)$, plotted in Fig. 2 at $k_B T = 0.2\epsilon$ and $\phi = 0.13$. It is interesting to observe the secondary peak due to the fusion of two stable clusters. By increasing the volume fraction ϕ , a spanning cluster appears at $\phi = 0.16$ for $k_B T = 0.2\epsilon$, and the cluster size distribution typically displays a power law decay with an exponent $\tau \sim 2.18$, consistent with the random percolation model [20]. In Fig. 3 we show the dependence of the cluster size, s , on its radius, r , at ϕ_p : The data correspond to a compact structure for clusters of dimension $s \lesssim 10$ and radius $r \lesssim 1$, a fractal dimensionality $d_f \sim 1.2$ on intermediate length scales, and a crossover to $d_f \sim 2.5$ at larger length scales. These results suggest that at low volume fraction compact stable clusters form with typical size $s \sim 10$ and radius $r \sim 1$. By increasing the volume fraction a residual attractive interaction between the clusters produces tube-like structures with fractal dimension $d_f \sim 1.2$ up a size $s \sim 60$. By further increasing the volume fraction these structures coalesce to build a random percolating network. Recently this phenomenon has been actually observed in some colloidal systems Ref. [17].

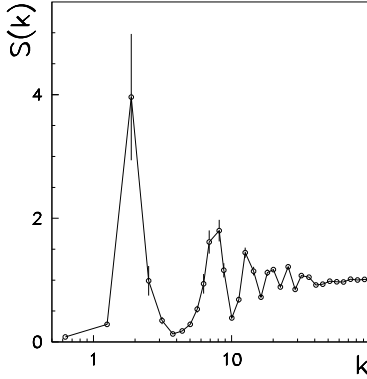


FIG. 1: The static structure factor, $S(k)$, at $k_B T = 0.2\epsilon$ and $\phi = 0.13$, displays a peak around $k_0 \sim 2$.

In order to study the relaxation dynamics, for each given T and ϕ , we calculate different time autocorrelation functions at equilibrium. In the inset of Fig. 4, the coherent scattering functions, $F(k, t)$, are plotted for $k \sim 1.88$, $k_B T = 0.25\epsilon$ and ϕ increasing from 0.07 to 0.23. These time correlation functions show a glassy relaxation at volume fractions higher than the percolation threshold. From these functions we extract a characteristic relaxation time. In the following we consider τ_α so that $F(k, \tau_\alpha) \sim 0.1$. We also study the time correlation of the clusters in terms of the time autocorrelation function of the bonds, $F_b(t)$, which is plotted in the main

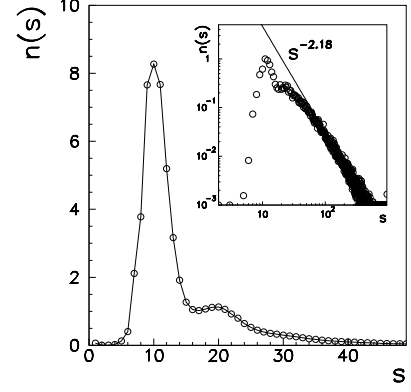


FIG. 2: **Main frame:** the cluster size distribution, $n(s)$, at $k_B T = 0.2\epsilon$ and $\phi = 0.13$, displays a peak around an optimum cluster size. **Inset:** At $\phi = 0.16 \simeq \phi_p$, a power law tail appears.

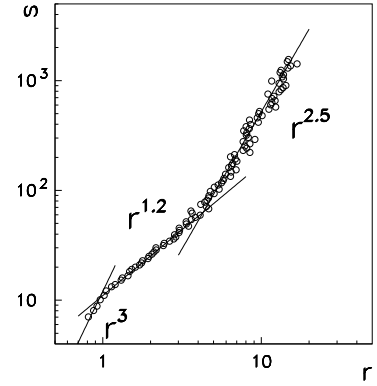


FIG. 3: The cluster size, s , as a function of the radius, r , at $k_B T = 0.2\epsilon$ and $\phi = 0.16 \simeq \phi_p$: While at very small scales clusters are compact, on intermediate length scales the dependence suggests the presence of very thin and chain structures made up by clusters of typical size $s \lesssim 10$; It crosses to a random percolation type of structure over larger length scales.

frame of Fig. 4. The function $F_b(t)$ is defined as

$$F_b(t) = \frac{\langle n_{ij}(t)n_{ij}(0) \rangle - \langle n_{ij} \rangle^2}{\langle n_{ij} \rangle - \langle n_{ij} \rangle^2}, \quad (2)$$

where $n_{ij}(t) = 1$ if particles i and j are linked at time t , $n_{ij}(t) = 0$ otherwise. The data show that the bond relaxation does not change much below the percolation threshold, ϕ_p , whereas above the percolation threshold it becomes slower and slower. We obtain the bond lifetime τ_b as $F_b(\tau_b) \sim 0.1$. In Fig. 5 we plot τ_α and τ_b as a function of the volume fraction. The data show that at low volume fractions, the bond lifetime is much larger than

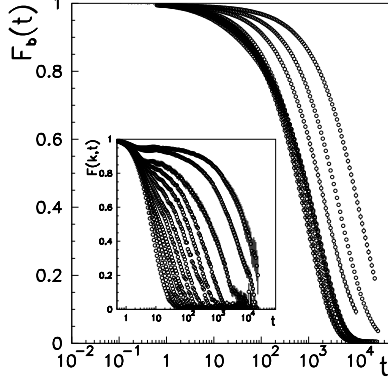


FIG. 4: **Main frame** The bond correlation function, $F_b(t)$, for $k_B T = 0.25\epsilon$ and ϕ varying between 0.07 and 0.23 (from bottom to top). **Inset:** The coherent scattering function, $F(k, t)$, for $k_B T = 0.25\epsilon$ and ϕ varying from 0.07 to 0.23 (from bottom to top). The percolation threshold is $\phi_p \sim 0.16$.

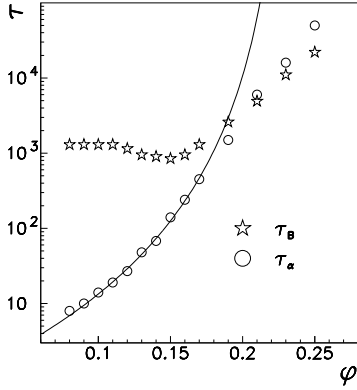


FIG. 5: The relaxation time τ_α and the bond lifetime τ_b (in units of MD steps) as a function of the volume fraction ϕ at $k_B T = 0.25\epsilon$. The continuous curve is a power law, $(\phi_c - \phi)^{-\gamma}$, with $\phi_c \sim 0.231$ and $\gamma \sim 4.68$.

the relaxation time in the system. Therefore the system dynamically behaves as made of permanent clusters and the relaxation time follows a power law, $(\phi_c - \phi)^{-\gamma}$, with $\phi_c \sim 0.231$ and $\gamma \sim 4.68$. Around the percolation threshold, the relaxation time is of the order of the bond lifetime, and due to the finite τ_b it deviates from the power law critical behavior. At higher volume fractions, τ_α and τ_b stay of the same order of magnitude and both increase as a function of the volume fraction. In this new regime both finite lifetime bonds and crowding of the particles play an important role contributing to the increase of the relaxation time.

The deviation from the power law critical behavior (

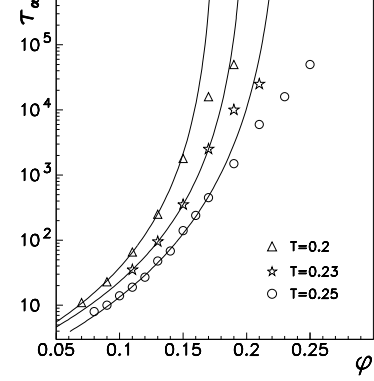


FIG. 6: The relaxation time, τ_α , as a function of the volume fraction, ϕ , for different temperatures. The curves are power laws, $(\phi_c(T) - \phi)^{-\gamma}$, with $\phi_c(T)$ increasing as a function of T .

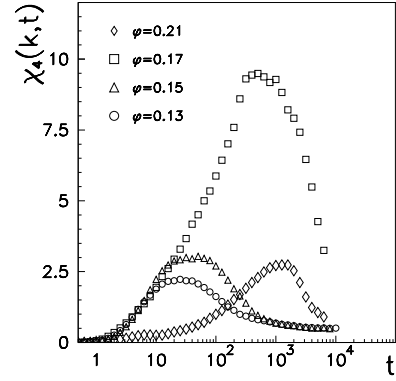


FIG. 7: The dynamical non-linear susceptibility, $\chi_4(k, t)$, for $k \sim 1.88$, $k_B T = 0.25\epsilon$ and $\phi = 0.13, 0.15, 0.17, 0.21$.

“bending”) in the relaxation time depends on the temperature, as it is shown in Fig. 6 where $\tau_\alpha(\phi)$ is plotted for different temperatures: The higher is the temperature, the narrower is the regime where the critical behavior is observed. This is due to the fact that increasing the temperature at fixed volume fraction the clusters become less persistent and do not necessarily affect the dynamics. On the contrary, decreasing the temperature the critical regime becomes more extended and in the limit of very low temperatures one should expect to see a real divergence of the relaxation time and a permanent gel, as in irreversible aggregation phenomena. Similar results are obtained using the incoherent scattering functions $F_s(k, t)$ [21].

The dynamical crossover observed in the relaxation

time near the percolation threshold also appears in the dynamical non-linear susceptibility [22]:

$$\chi_4(k, t) = N(\langle F_s(k, t)^2 \rangle - \langle F_s(k, t) \rangle^2). \quad (3)$$

Similar quantities, largely studied in glassy systems (see Refs. [23, 24]), are related to the presence of dynamic heterogeneities, spatial correlations between particles that move faster than the average. We have plotted $\chi_4(k, t)$ in Fig. 7, for $k \sim 1.88$ and $k_B T = 0.25\epsilon$ and $\phi = 0.13, 0.15, 0.17, 0.21$. The presence of a maximum at a time t^* , increasing together with the height of the maximum as the colloidal gelation is approached, is in agreement with recent experiments on colloidal gels [25].

At low volume fractions, the height of the maximum increases. At high volume fractions $\chi_4(k, t)$ does not follow anymore the behavior found at low volume fractions and its maximum decreases. In agreement with the crossover found above (Figs 5 and 6) this peculiar behavior can be interpreted as a crossover from the cluster dominated regime to a different regime where finite lifetime bonds and crowding of particles play an important role.

In conclusions in our model the presence of two well separated time scales at low temperature and low volume fraction originates a colloidal gelation related to the formation of persistent structures: Increasing the volume fraction the two time scales become comparable and a crossover from a gel-like behavior to a glass-like one is found. These features clearly appear from the comparison of the bond lifetime and the structural relaxation time. A bending in the structural relaxation time is observed when the two time scales become comparable: Here the effect of the crowding of the particle becomes important, and glass-like behavior appears.

A preliminary study of this model was published in Ref. [12] and these results were presented in the meeting “Dynamical arrest”, held in Bad Gastein in January 2005. Our analysis has been lately developed in Ref. [26], where using a qualitatively similar interaction potential the authors have found again the behavior shown in Figs 2 and 3, and stressed the role of percolation. Interestingly they have also shown that this model is actually able to reproduce the local order typically observed in the experimental system [17].

This work has been partially supported by the Marie Curie Fellowship HPMF-CI2002-01945 and Reintegration Grant MERG-CT-2004-012867, EU Network Number MRTN-CT-2003-504712, MIUR-PRIN 2004, MIUR-FIRB 2001, CRdC-AMRA, INFM-PCI.

-
- [1] W. C. Poon *et al.*, Physica A **235**, 110 (1997).
 - [2] V. Trappe *et al.*, Nature **411**, 772 (2001).
 - [3] P. N. Segré *et al.*, Phys. Rev. Lett. **86**, 6042 (2001).
 - [4] A. D. Dinsmore and D. A. Weitz, J. Phys. : Condens. Matter **14**, 7581 (2002).
 - [5] V. Prasad *et al.*, Faraday Discussions **123**, 1-12 (2003).
 - [6] H. Gang *et al.*, Phys. Rev. E **59**, 715 (1999); F. Mallamace *et al.*, Phys. Rev. Lett. **84**, 5431 (2000); S. H. Chen, W. R. Chen, F. Mallamace, Science **300**, 619 (2003).
 - [7] L. Fabbian *et al.*, Phys. Rev. E **59**, R1347 (1999); J. Bergenholtz, M. Fuchs, and Th. Voigtmann, J. Phys. : Condens. Matter **12**, 6575 (2000).
 - [8] A.M. Puertas, M. Fuchs and M.E. Cates, Phys. Rev. E **67**, 031406 (2003).
 - [9] J. Groenewold and W. K. Kegel, J. Phys. Chem. B **105**, 11702 (2001).
 - [10] F. Sciortino, Nature Materials, News and Views **1**, 145 (2002).
 - [11] K. Kroy, M. E. Cates, and W. C. K. Poon, Phys. Rev. Lett. **92**, 148302 (2004).
 - [12] A. Coniglio *et al.*, J. Phys. C: Condens. Matter **16**, S4831 (2004).
 - [13] F. Sciortino *et al.*, Phys. Rev. Lett. **93**, 055701 (2004).
 - [14] E. Del Gado *et al.*, Europhys. Lett. **63**, 1 (2003); E. Del Gado *et al.*, Phys. Rev. E **69**, 051103 (2004).
 - [15] J.N. Israelachvili, “Intermolecular and surface forces”, Academic press (London) 1985; J. C. Crocker and D. G. Grier, Phys. Rev. Lett. **73**, 352 (1994).
 - [16] A. Stradner *et al.* Nature **432**, 492 (2004).
 - [17] A.I. Campbell *et al.*, Phys. Rev. Lett. *in press*.
 - [18] W. G. Hoover, Phys. Rev. A **31**, 1695 (1985); M.P. Allen and D.J. Tildesley, “Computer Simulation of Liquids”, Clarendon Press : Oxford University Press (1987).
 - [19] At low temperatures, such as the temperatures studied in this paper, this definition is practically equivalent to the Hill definition adopted in Ref. [12].
 - [20] D. Stauffer and A. Aharony *Introduction to percolation theory*, Taylor and Francis, London (1992).
 - [21] N. Sator *et al.*, in preparation.
 - [22] C. Toninelli *et al.* cond-mat/0412158.
 - [23] S. Franz, C. Donati, G. Parisi and S. C. Glotzer, Philos. Mag. B **79**, 1827 (1999). C. Donati, S. Franz, S. C. Glotzer and G. Parisi, J. Non-cryst. Solids, **307**, 215 (2002).
 - [24] W. Kob *et al.*, Phys. Rev. Lett. **79**, 2827 (1997); C. Donati, S.C. Glotzer and P.H. Poole, Phys. Rev. Lett. **82**, 5064 (1999); C. Donati *et al.*, Phys. Rev. E **60**, 3107 (1999).
 - [25] A. Duri *et al.*, cond-mat/0410150; L. Cipelletti *et al.*, in preparation.
 - [26] F. Sciortino, P. Tartaglia and E. Zaccarelli cond-mat/0505453.