

Influence of Charge Order on the Ground States of TMTTF Molecular Salts

W. Yu¹, F. Zamborszky^{1,2}, B. Alavi¹, A. Baur³, C. A. Merlic³, and S. E. Brown¹

¹*Department of Physics, UCLA, Los Angeles, CA 90095 USA*

²*Los Alamos National Laboratory, Los Alamos, NM 87545 USA*

³*Department of Chemistry and Biochemistry, UCLA, Los Angeles, CA 90095 USA*

Abstract. $(TMTTF)_2AsF_6$ and $(TMTTF)_2SbF_6$ are both known to undergo a charge ordering phase transition, though their ground states are different. The ground state of the first is Spin-Peierls, and the second is an antiferromagnet. We study the effect of pressure on the ground states and the charge-ordering using ^{13}C NMR spectroscopy. The experiments demonstrate that the CO and SP order parameters are repulsive, and consequently the AF state is stabilized when the CO order parameter is large, as it is for $(TMTTF)_2SbF_6$. An extension of the well-known temperature/pressure phase diagram is proposed.

Keywords. Organic conductors, charge order, spin-Peierls, antiferromagnet, high-pressure

1. INTRODUCTION

Unlike the highly-conducting TMTSF analog compounds, molecular salts based on $TMTTF$ molecules tend to insulating behavior below $T = 100 - 300K$. It is commonly attributed to a dimerization of the $TMTTF$ stacks that results in a half-filled anti-bonding band [1]. A Mott-Hubbard gap results, without additional symmetry breaking, once electronic correlations are included. If the dimerization is sufficiently weak compared to the interchain hopping integrals, then delocalization occurs. Charge-ordering (CO) is an alternative route to an insulating state for 1/4-filled systems. Near-neighbor repulsive Coulomb interactions tend to stabilize a CO phase [2], but lattice degrees of freedom can also be very important [3, 4].

Recently, ^{13}C NMR spectroscopy in salts with AsF_6 and PF_6 counterions demonstrated a phase transition to a CO state [5] in both systems. It was shown that two inequivalent molecular environments develop below what appeared to be a continuous phase transition. Each occurs in equal numbers; the natural expectation for the order parameter is CO. Low-frequency dielectric measurements [6] yield an anomalously large polarizability following a Curie-Weiss Law, consistent with the breaking of an inversion symmetry of the unit cell. Following this hypothesis, the charge configuration along the stacks is expected to be in a '1010' pattern, with 1(0) symbolizing charge rich (poor) sites, and each stack ordering equivalently.

In addition to the compounds with the centrosymmetric counterions AsF_6 , PF_6 , and SbF_6 , salts with non-centrosymmetric anions such as ReO_4 or SCN undergo a CO transition that is either coincident with anion ordering (SCN) or not (ReO_4) [7, 8, 9]. Given that the phenomenon is commonplace, it is important to establish whether the interactions producing the CO, as well as the CO itself, play any significant role in controlling the ground state. There are two levels to which this question should be asked. The first is relevant to the $TMTTF$ salts, which are all insulators at intermediate temperatures in the sense that the resistivity along the stack direction is increasing upon cooling below temperatures of order $100-200K$. Restricting the discussion to the case of centrosymmetric counterions, the ground state is either Spin-Peierls (AsF_6 , PF_6), or antiferromagnetic (SbF_6 , Br). The next logical step is to ask what role charge fluctuations, resulting from the interactions that produce CO in the insulators, play in the highly conducting (and superconducting) $TMTSF$ salts [10, 11, 12]. Here we focus on the first of these questions, starting by reviewing the results of high-pressure experiments on the $(TMTTF)_2AsF_6$ salt. These demonstrate a repulsive coupling of the Spin-Peierls (SP) and CO order parameters. A description of ^{13}C NMR experiments on the SbF_6 salt follows. We learn from those experiments that for sufficiently strong CO, the SP ground state is suppressed and an antiferromagnetic (AF) state is stabilized in its place. Application of pressure reduces the amplitude

of the CO and restores the SP state. The experiments enable us to properly map the SbF_6 salt onto the well-known temperature/pressure (T/P) phase diagram for the $TMTTF$ and $TMTSF$ compounds [13].

2. EXPERIMENTAL

^{13}C spin-labeled $TMTTF$ molecules were synthesized at UCLA [14], and the $(TMTTF)_2X$ crystals were grown by the standard electrolysis method. Hydrostatic pressure was applied using a standard BeCu clamp cell with FC-75 (3M) serving as the pressure medium. Pressures are inferred from the forces applied at $T = 300K$. All experiments presented here were performed in an applied field of $B_0 = 9T$, with the molecular stacking (a) axis perpendicular to the field.

2.1 Results for $(TMTTF)_2AsF_6$

The experimental signature of the CO phenomenon using ^{13}C NMR spectroscopy appears in Fig. 1 for $(TMTTF)_2AsF_6$, recorded at temperatures on both sides of the transition at $T_{CO} = 103K$ [5]. At high temperatures, each molecule is equivalent; the two NMR lines correspond to the inequivalent sites located on the bridge of the dimer molecule. The distinction could be defined in terms of their locations relative to the nearest counterion. On cooling through T_{CO} , the two lines split into four. Independent experiments verify that the four lines originate with nuclei in two different molecular environments.

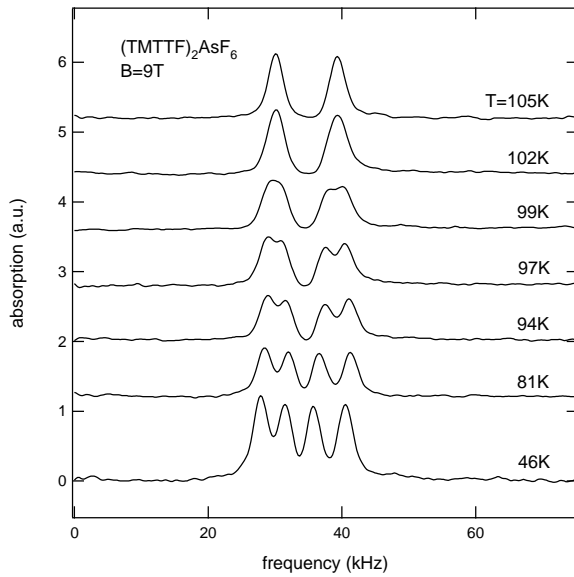


Figure 1: ^{13}C NMR spectra at temperatures $T < T_{CO}$ and $T > T_{CO}$. The applied field is $B_0 = 9.0T$, directed in the $\mathbf{b}' - \mathbf{c}^*$ plane approximately 55° from the molecular symmetry axis [5].

In Fig. 2 are the results of a high pressure study on the stability of the CO phase in $(TMTTF)_2AsF_6$. T_{CO} is suppressed rapidly with applied pressure, and there is a striking variation of the critical temperature of the SP ground state T_{SP} . At low pressures, we have $dT_{CO}/dP < 0$ and $dT_{SP}/dP > 0$. At high pressures, where there is no evidence for a distinct CO transition, $dT_{SP}/dP < 0$ as it has been reported for $(TMTTF)_2PF_6$ [15]. We take the experimentally established phase diagram as evidence for a repulsive coupling of the CO and SP order parameters [16].

These observations led us to consider the antiferromagnetic system $(TMTTF)_2SbF_6$. In particular, we wanted to understand whether the AF state was the favored ground state when the CO amplitude is large. The high-pressure NMR study, described below, shows that it is. When the pressure is increased sufficiently to weaken the CO by reducing T_{CO} as well as the amplitude of the charge disproportionation, a singlet ground state results. Most likely, it is an SP state. We propose an extension of the T/P phase diagram for the $TMTTF/TMTSF$ family that includes the possibility for a reentrant AF phase at $T = 0$.

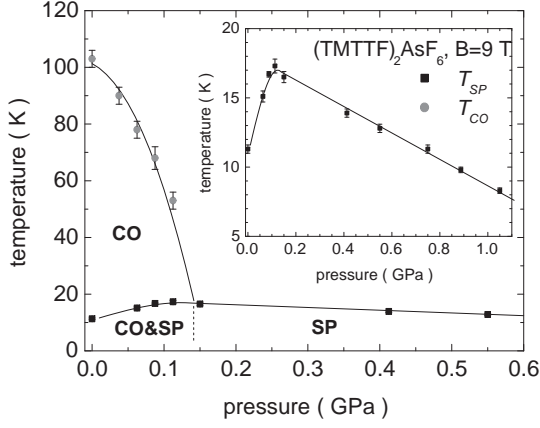


Figure 2: Phase diagram of $(TMTTF)_2AsF_6$ established from ^{13}C NMR experiments. The solid lines are a guide to the eye, and the dashed line is used only to emphasize that there is a region of coexistence (see text).

2.2 Results for $(TMTTF)_2SbF_6$

In Fig. 3a we show the temperature dependence of the ^{13}C spin-lattice relaxation rate. For $T > T_{CO} = 156K$, there are two rates for the inequivalent sites of each molecule. Reducing the temperature through T_{CO} leads to two inequivalent molecular environments (A, B), so there are four distinct rates. If the local site occupancy is n_A and n_B , we can obtain an estimate of the charge disproportionation $\Delta n = |n_A - n_B|/(n_A + n_B)$ by assuming that

$$\frac{T_{1A}^{-1}}{T_{1B}^{-1}} = \frac{n_A^2}{n_B^2}, \quad (1)$$

and therefore $\Delta n \approx .5$ for $(TMTTF)_2SbF_6$ at low temperatures. The ratio of relaxation rates is only slightly larger than what we observed for $(TMTTF)_2AsF_6$ [15]. Raman studies of the intramolecular vibrational frequencies gave a smaller value for the disproportionation in $(TMTTF)_2AsF_6$, $\Delta n = 0.34$ [17]. The transition to the AF state is clearly identified as a peak in the 1H spin lattice relaxation rate at $T_N(B = 9T) \approx 7K$, as shown in Fig. 3b.

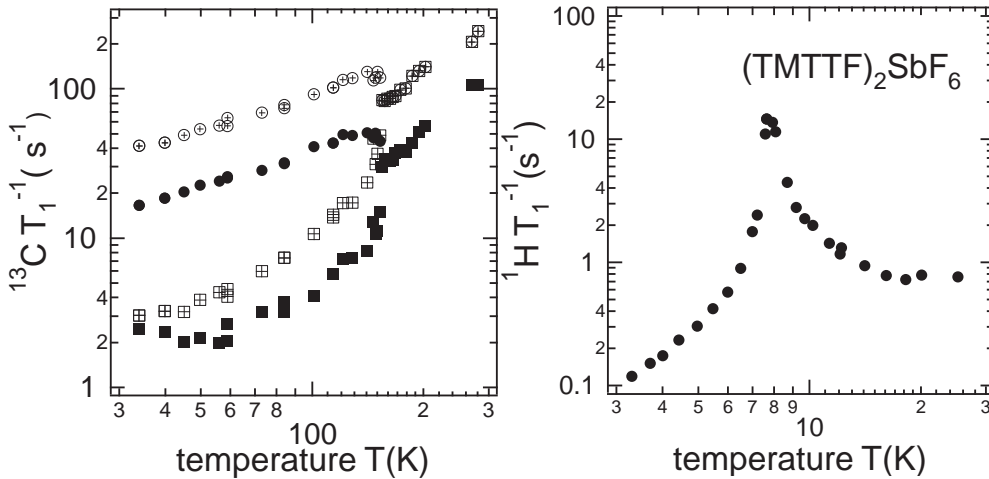


Figure 3: a) ^{13}C spin lattice relaxation rate $^{13}CT_1^{-1}$ vs. temperature. T_{CO} is the temperature where the number of inequivalent sites increases from two to four. b) 1H spin lattice relaxation rate $^1HT_1^{-1}$ vs. temperature. The sharp peak marks the antiferromagnetic ordering at T_N .

In Fig. 4a, the evolution of the CO and AF phase transitions with applied pressure is shown. We note

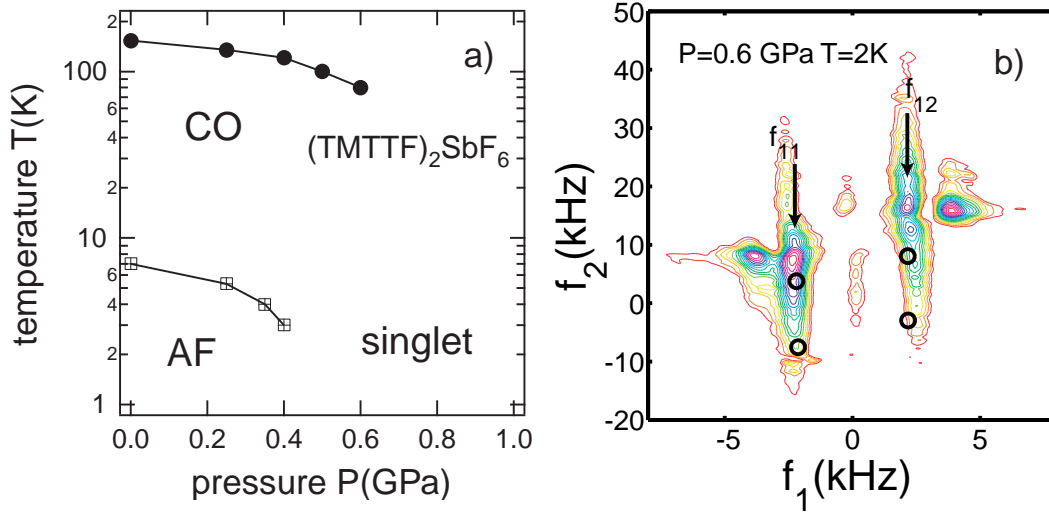


Figure 4: a) Observed variation of T_{CO} and T_N with pressure in $(TMTTF)_2SbF_6$. b) 2D ^{13}C NMR spectrum at $P = 0.6\text{GPa}$ and $T = 2\text{K}$. The open circles mark the location of the four features in the spectrum at $T \approx 30\text{K}$.

that T_N decreases with applied pressure, along with T_{CO} . When the pressure exceeds about 0.5GPa , the NMR signatures for the CO state are nearly nonexistent, even though the ordering temperature is suppressed to only about $(1/2)T_{CO}(P = 0)$. Transport measurements [18] also indicate that the signatures for the CO state diminish rapidly with pressure. No evidence for the AF state is seen at high pressures.

Instead, another ground state was identified by using two-dimensional (2D) NMR techniques. First, the sample is rotated away from the magic angle orientation, so that the internuclear dipolar interaction is nonzero. In a 1D experiment, the number of peaks doubles relative to what is shown in Fig. 1. The data set is then constructed from a standard echo experiment: for each spin echo transient recorded over the interval (t_2), there is a pulse separation time $t_1/2$. The Discrete Fourier Transform with respect to t_2 and t_1 are the frequencies f_2 and f_1 . The internuclear coupling leads to a modulated echo decay corresponding to the peak separation along the f_1 dimension. The hyperfine coupling *and* the dipolar coupling produce shifts along the f_2 dimension. The results are shown in Fig. 4b. In the high-symmetry phase are the expected four peaks, located at two frequencies (f_{11} and f_{12}) in the f_1 dimension. The four open circles mark the position of these four peaks at $T = 30\text{K}$ and $P = 0.5\text{GPa}$. The contours shown are from data recorded at $T = 2\text{K}$ and the same pressure, 0.5GPa . There is a spread of the spectrum in the f_2 dimension at the same f_1 frequencies as at high temperature. Also seen are two sharp features at new f_1 frequencies.

3. DISCUSSION

The pair of peaks shifted from f_{11} and f_{12} to $(3/2)f_{11}$ and $(3/2)f_{12}$ is the spectrum of coupled, equivalent sites, and correspond to ^{13}C pairs with negligible hyperfine shifts. A spectrum like this is characteristic of the singlet Spin-Peierls phase [5]. Following this interpretation, the portion of the spectrum broadened along f_2 , but remaining at f_{11} and f_{12} , result from the creation of domain walls. That is, $B = 9.0T > B_c$, with B_c the critical field for triplet excitations [19].

Based on the experimental observations, we conclude that not only does the CO tend to suppress the SP order, but that the ambient pressure AF state is favored when the CO is particularly stable. As soon as the CO is sufficiently weakened through the use of hydrostatic pressure, the SP state is reestablished. The principle consequence of our experiments is a new understanding of how the CO impacts the evolution of the ground state by pressure, and also how the $(TMTTF)_2SbF_6$ compound fits into a T/P phase diagram with the other salts made using centrosymmetric counterions. Our version of a schematic representation is shown in Fig. 5. At high temperatures, the identifiable difference between materials is whether they tend to be insulating ($d\rho/dT < 0$) or metallic ($d\rho/dT > 0$). The antiferromagnetic state of $(TMTTF)_2SbF_6$ is suppressed with applied pressure and it becomes more like $(TMTTF)_2AsF_6$. Presumably, with enough pressure it could be made to superconduct.

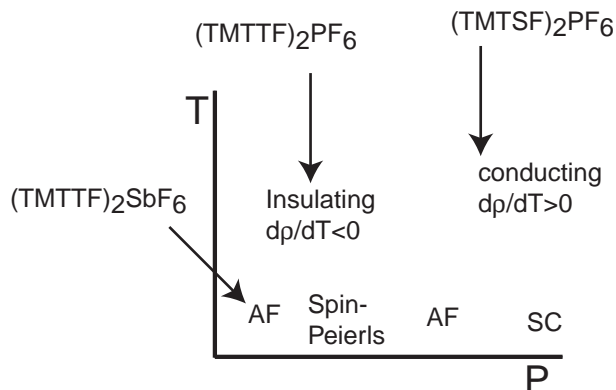


Figure 5: An extended version of a schematic temperature/pressure phase diagram for the $TMTTF$ and $TMTSF$ salts.

In summary, we have presented results from high-pressure NMR studies of two $TMTTF$ salts with centrosymmetric counterions. The ground states for the two salts are different: $(TMTTF)_2AsF_6$ has a Spin-Peierls ground state, and the ground state of $(TMTTF)_2SbF_6$ is AF. By studying the effect of high pressure on the physical properties of these two materials, we have shown that the CO and SP order parameters are repulsive, and the AF ground state of the $(TMTTF)_2SbF_6$ material is a natural consequence of the CO phenomenon. The well-known temperature/pressure diagram is revised to accommodate the findings.

Acknowledgements

The research was supported by the National Science Foundation under grant number DMR-0203806. The authors are grateful for conversations with S. Brazovskii, M. Dressel, M. Dumm, H. Fukuyama, P. Monceau, H. Seo, and M. Ogata.

References

- [1] V. J. Emery, R. Bruinsma, and S. Barisic, *Phys. Rev. Lett.* **48**, 1039-1043 (1982).
- [2] H. Seo and H. Fukuyama, *J. Phys. Soc. Jpn.* **66**, 1249 (1997).
- [3] S. Mazumdar, R.T. Clay, and D.K. Campbell, *Phys. Rev. B* **62**, 13400, (2000).
- [4] R. T. Clay, S. Mazumdar, and D. K. Campbell, *Phys. Rev. B* **67**, 115121 (2003).
- [5] D. S. Chow, *et al.*, *Phys. Rev. Lett.* **85**, 1698 (2000).
- [6] P. Monceau, F. Ya. Nad, and S. Brazovskii, *Phys. Rev. Lett.* **86**, 4080 (2001).
- [7] C. Coulon, S. S. P. Parkin, and R. Laversanne, *Phys. Rev. B* **31**, 3583 (1985).
- [8] H. H. S. Javadi, R. Laversanne, and A. J. Epstein, *Phys. Rev. B* **37**, 4280 (1988).
- [9] S. Brazovskii, *J. Phys. IV* **12** 149 (2002).
- [10] S. Mazumdar, *et al.*, *Phys. Rev. Lett.* **82**, 1522 (1999).
- [11] S. E. Brown, *et al.*, *Synth. Metals* **137**, 1299 (2003).
- [12] S. Brazovskii, P. Monceau, F. Nad, *Synth. Metals* **137**, 1331 (2003).
- [13] H. Wilhelm, *et al.*, *Eur. Phys. J. B* **21** 175 (2001), and references therein.
- [14] C. A. Merlic, *et al.*, *Synth. Commun.* **29**, 2953 (1999).
- [15] D. S. Chow, *et al.*, *Phys. Rev. Lett.* **81**, 3984 (1998).
- [16] F. Zamborszky, *et al.*, *Phys. Rev. B* **66** R081103 (2002).
- [17] M. Dumm and M. Dressel (private communication).
- [18] P. Monceau (private communication).
- [19] S. E. Brown, *et al.*, *Phys. Rev. Lett.* **80**, 5429 (1998).