

# Influence of the incommensurability in $Sr_{14-x}Ca_xCu_{24}O_{41}$ family compounds.

Alain Gellé, Marie-Bernadette Lepetit

*Laboratoire de Physique Quantique, IRSAMC / UMR 5626, Université Paul Sabatier,  
118 route de Narbonne, F-31062 Toulouse Cedex 4, FRANCE*

(Dated: May 22, 2019)

The present paper studies the influence of the structural modulation on the low energy physics of the  $Sr_{14-x}Ca_xCu_{24}O_{41}$  oxides, using ab-initio determination of the on-site and nearest neighbor effective parameters. The structural modulations appears to be the key degree of freedom, responsible for the low energy properties, such as the electron localization, the formation of dimers in the  $x = 0$  compound or the anti-ferromagnetic order in the  $x = 13.6$  compound.

The family of  $Sr_{14-x}Ca_xCu_{24}O_{41}$  transition-metal oxides has attracted a lot of attention in the last decade. Indeed, the superconducting state observed in the  $x > 11.5$  compounds under high pressure<sup>1</sup>, is supposed to be the realization of the remarkable theoretical prediction of superconductivity in two-legs doped spin ladders<sup>2</sup>. Moreover, this family of compounds exhibits a large diversity in electric and/or magnetic properties when chemical — isovalent substitution of  $Sr$  by  $Ca$  — and physical pressure are applied. For instance, under applied pressure, the compounds change from semi-conductor to conductor and finally to superconductor.

This family of compounds possesses a complex layered structure of two alternating subsystems. The layers of the first subsystem are composed of weakly-coupled  $CuO_2$ , spin-1/2 chains along the  $\vec{c}$  direction. The spins, supported by 3d orbitals of the  $Cu^{2+}$  ions, are coupled via two 90°  $Cu-O-Cu$  bonds. The layers of the second subsystem are composed of weakly-coupled, two-leg spin-1/2 ladders also along the  $\vec{c}$  direction. The spins are strongly antiferromagnetically coupled on both legs and rungs, due to the 180°  $Cu-O-Cu$  bonds. The cell parameters of the two subsystems, in the direction of both chains and ladders, are incommensurate. The compounds have a pseudo-periodicity of 10 chain units for 7 ladder units.

Electro-neutrality analysis shows that these systems are intrinsically doped with six holes by formula unit (f.u.). Similar to high- $T_c$  superconductors, the holes are expected to be mainly supported by the oxygens 2p orbitals and to form Zhang-Rice<sup>3</sup> singlets with the associated-copper hole. NEXAFS experiments<sup>4</sup> have later supported this assumption. A calculation of the Madelung potential<sup>5</sup> on the concerned oxygen sites suggests that for the undoped compound,  $Sr_{14}Cu_{24}O_{41}$ , the chains exhibit a larger electro-negativity than the ladders, resulting in a localization of all the holes on the former. Different experiments<sup>4,6</sup>, however suggest that about one hole per f.u. is located on the ladders. Under  $Ca$  substitution, the same experiments, as well as  $Cu$  NMR<sup>7</sup>, show a transfer of part of the holes to the ladders. However the precise number of transferred holes is still under debate. X-ray data<sup>4</sup> suggest a transfer of a very small amount of holes (from 0.8 holes per f.u. for the  $x = 0$  compound up to 1.1 holes for  $x = 12$ ). Optical conductivity<sup>6</sup> and  $^{63}Cu$  NMR studies<sup>7</sup> show a larger hole transfer to the ladders, with about 2.8 holes for the

$x = 11$  in optical conductivity experiments and 3.5 holes for  $x = 11.5$  in NMR studies.

Let us first focus on the undoped system,  $Sr_{14}Cu_{24}O_{41}$ . This is a semiconductor with a 0.18 eV gap. The spin ladders have a singlet ground state with a spin gap. Experimental evaluations go from 32.5 meV<sup>8</sup>, to 47 meV<sup>7</sup> and 56 meV<sup>9</sup>. Surprisingly the spin chains also exhibit a singlet ground state with a spin gap of 11 – 12 meV<sup>8,9,10,11,12</sup>. Since homogeneous spin chains are known to be gap-less in the spin channel, the existence of a gap witnesses their strongly inhomogeneous character. In fact, the electronic structure of the  $Sr_{14}Cu_{24}O_{41}$  chains is usually understood as formed by weakly interacting dimers<sup>12,13,14,15</sup>. It is now well established that these dimers are formed by second-neighbor spins separated by a Zhang-Rice singlet (ZRS), and order<sup>8,9,16,17</sup> according to a pseudo periodicity of 5 sites (one dimer followed by two ZRS).

When  $Sr$  is substituted by  $Ca$  the system becomes less insulating. The doped compound with  $x = 10$  shows a gap of only 0.023 eV<sup>12</sup>. This increased conductivity, as a function of the  $Ca$  doping, is usually understood as a consequence of the hole transfer from the chains to the ladders, in which the conduction is supposed to occur. However, a possible enhancement of the holes mobility within the chains is also evoked<sup>4,16</sup>. Neutron scattering experiments<sup>17</sup> showed that the dimerization becomes unstable with  $Ca$  substitution and disappears for  $x > 8$ , although the magnetic interactions within and between the dimers remain unchanged. In parallel, both ESR<sup>16</sup> and thermal expansion data<sup>11</sup> witness a progressive disappearance of the charge order with increasing doping. Finally, at large doping ( $x \geq 11$ ) and very low temperatures ( $< 2.5K$ ) an anti-ferromagnetic phase is observed<sup>16,18</sup>.

An important aspect of these compounds, which is most of the time neglected, is the modulation of the two subsystems. Indeed, the mutual influence of the two subsystems results in a modulation of each of them with the periodicity of the other. These distortions are particularly large on the chains since the alkaline-earth counterions are attached to the ladder subsystem. Indeed, in the highly doped systems, the  $Cu-O-Cu$  angle varies between 89° and 99°, while the  $Cu-O$  distance varies with an amplitude of 19%. The magnetic interactions being very sensitive to both bond angles and distances between the magnetic sites and the bridging ligands, one can ex-

pect that the modulations will be of importance for the low energy physics of the compounds.

The aim of this paper is to study to which extent the modulations influence the chains electronic structure. For this purpose, we performed ab-initio calculations so that to accurately evaluate the influence of the modulations on the magnetic orbital energies and nearest neighbors (NN) interactions. We choose for these calculations the  $Sr_{14}Cu_{24}O_{41}$  and  $Sr_{0.4}Ca_{13.6}Cu_{24}O_{41}$  compounds in their low temperature phase<sup>19</sup>.

As the interactions between magnetic sites are essentially local, they can be accurately determined using an embedded fragment ab-initio spectroscopy method<sup>20</sup>. For this purpose we used the Difference Dedicated Configuration Interaction method<sup>21</sup> which is a configurations interaction method properly treating i) the strongly correlated character of the system, ii) the mediation of the interaction via the bridging ligands<sup>22</sup> and iii) the screening effects on these processes. For this purpose the fragment is chosen so that to include not only the magnetic centers, but also the bridging ligands mediating the interactions, and the first ligands coordination shell, responsible for a large part of the screening effects. The long-range crystal effects, such as the Madelung potential, are treated within an appropriate bath.

This method has proved to be very accurate in the determination of the the local effective interactions as well as local electronic structures. One can cite, for instance, the remarkable results obtained on the effective exchange and hopping determination in high- $T_c$  parent compounds<sup>23</sup>, copper chains<sup>24</sup> and ladder<sup>25</sup> systems, where the computed values are within experimental accuracy<sup>23</sup>, as well as on the charge ordering in the sodium vanadate low temperature phase<sup>26</sup>.

Singlet-triplet excitation energies on embedded  $Cu_2O_6$  fragments will thus yield the effective exchange integrals, while the first doublet-doublet excitation energies and associates wave functions yield both magnetic (hole) orbitals energies and hopping effective integrals.

In order to study the influence of the incommensurability on these parameters, we performed calculations on eleven fragments associated to successive cells of the chain sub-system.

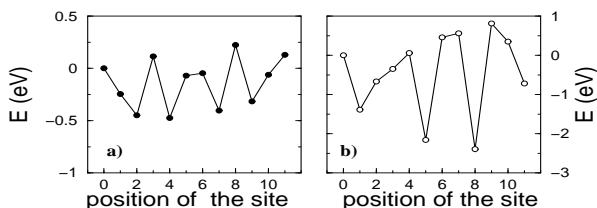


FIG. 1: Energy of the hole orbital as a function of its position along the chain. a)  $Sr_{14}Cu_{24}O_{41}$ , b)  $Sr_{0.4}Ca_{13.6}Cu_{24}O_{41}$ .

Let us first look at the hole orbital energies, reported on figure 1. One sees immediately that the modulations of the orbital energies are very large. Indeed, in the non-

doped system, the orbital energies vary within a range of 0.8 eV. In the  $Ca$  doped system, the variation is even much larger and spans a 3.5 eV range. Let us notice, that in both systems, but more acutely for the doped one, the orbital energy variation is larger than the hopping and exchange energy scales (respectively of 150 meV and 20 meV, see below). Thus, this is the orbital energies that will dominate the low energy physics through the localization of the magnetic electrons (holes) on the low (high) energy sites.

One should notice that the variations of the orbital energies are due to the crystal distortions. Indeed, when using the average crystal structure — where the subsystems distortions have been omitted — the orbital energies exhibit only very small variations<sup>27</sup> ( $< 3$  meV for the undoped compound).

Before studying the electrons (holes) localization along the chain, let us take a look at the variations of the NN hopping and exchange interactions.

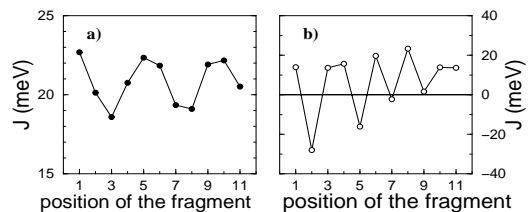


FIG. 2: Exchange integral  $J$  as a function of the position of the fragment along the chain. a)  $Sr_{14}Cu_{24}O_{41}$ , b)  $Sr_{0.4}Ca_{13.6}Cu_{24}O_{41}$ .

The effective exchange integrals, obtained for the eleven fragments, are reported in figure 2. As expected the NN effective exchange for the  $x = 0$  compound is ferromagnetic and exhibits small modulations around an average value of 20.4 meV, the standard deviation being 1.4 meV. On the contrary, the  $x = 13.6$  compound does not follow the expectations. Indeed, the effective exchange varies greatly, going from ferromagnetic values (23 meV) up to anti-ferromagnetic interactions as large as  $-28$  meV. These anti-ferromagnetic interactions are observed either for large  $Cu-O-Cu$  angles ( $\simeq 98^\circ$ ) or for large angles between the two magnetic orbitals associated with short  $Cu-Cu$  distances. In both cases, these strong distortions allow super-exchange mechanism to take place.

The effective hopping integrals between NN copper atoms are expected to be quite small, since the nearly  $90^\circ$   $Cu-O-Cu$  angles forbid the through-bridge contribution via the oxygen orbitals. However, this is not what is observed in our calculations. Indeed, the hopping integrals vary along the chain from  $-74$  meV to  $-203$  meV for the  $x = 0$  compound and from 143 meV to  $-211$  meV for the  $x = 13.6$  one. Let us notice that, these hopping amplitudes reach values as large as 1/3 of the hoppings observed in systems with  $180^\circ$   $Cu-O-Cu$  angles, such as high- $T_c$

superconductors<sup>23</sup> or  $\text{CuO}_3$  corner-sharing chains<sup>24</sup>.

At this point it is clear that, the systems modulations, and the variations of these modulations according to the  $\text{Ca}$  doping, are crucial for the low energy properties of this family of iso-electronic compounds. We will now study whether they can explain the existence of the dimerization that is observed in the weakly doped compounds but not in the highly doped ones. For this purpose we need to extrapolate the values of the orbital energies over the whole chain. It is usual to do so using a Bond Valence Sum (BVS) analysis, that analyzes the distances between the metal atom and its first coordination shell. However, for the  $\text{Sr}_{0.4}\text{Ca}_{13.6}\text{Cu}_{24}\text{O}_{41}$  system, the BVS analysis yields quite different results from the orbital energies. A further analysis discloses that, in these systems, the Madelung potential on the magnetic centers, and thus the orbital energies, is sensitive to the atomic displacements not only of the first coordination shell, but up to the 8<sup>th</sup> shell of neighbors. This is for this reason that the BVS analysis fails to correctly reproduce the copper valence for this type of compounds.

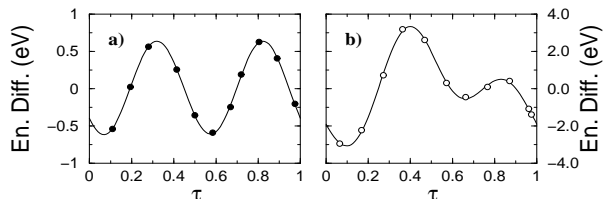


FIG. 3: Fourier analysis of the computed orbital-energy differences between neighboring sites. a)  $\text{Sr}_{14}\text{Cu}_{24}\text{O}_{41}$ , b)  $\text{Sr}_{0.4}\text{Ca}_{13.6}\text{Cu}_{24}\text{O}_{41}$ . Circles represent the computed values, and the solid line the fit.

In order to extrapolate the orbital energies over the whole chain, we thus directly fitted the computed values using a Fourier analysis as a function of the fourth crystallographic coordinate  $\tau$  (see figure 3). One can note that the doped and undoped compounds present very different orbital energy curves as a function of  $\tau$ . In particular, one sees on figure 3a, the half periodicity of the magnetic cell for the  $\text{Sr}_{14}\text{Cu}_{24}\text{O}_{41}$  compound, observed in neutrons scattering experiments<sup>8,17</sup>.

Figure 4 reports the electrons (holes) localization along the chain as derived from the extrapolated on-site orbital energies. In the  $x = 13.6$  case, a Fourier analysis has also been done on the effective NN exchange in order to predict the sign of the NN interactions for the different positions along the chain. The second neighbor exchange has been considered to be anti-ferromagnetic in agreement with experimental results.

For the undoped  $\text{Sr}_{14}\text{Cu}_{24}\text{O}_{41}$  system we studied the two types of filling considered in the literature, namely with all the holes on the chains (fig. 4 a1) and with one hole transfer per f.u. (fig. 4 a2). When all the holes are on the chains, we retrieve a spin arrangement consistent with the experimental observations<sup>7,8,17</sup>, that is

dimeric units formed of two second neighbors spins separated by two ZR singlets. These dimers are clustered by three units separated by a free spin, that is a spin with neither first nor second neighbor spin. We found 2 free spins for 36 sites, that is 0.56 free spins per f.u., to be compared with the magnetic susceptibility measurements of 0.55 free spins per f.u.<sup>12</sup>. The number of dimers is 6 for 36 sites or 1.67 per f.u. to be compared with the magnetic susceptibility finding of 1.47 per f.u.. Let us point out at this stage that the experimental evaluation does not take into account the modulation of the exchange integrals which should somewhat affect the above estimation. When one hole per f.u. is transferred to the ladders, the picture is totally modified. Indeed, the free spins totally vanish and first neighbor ferro-magnetically coupled spins appear. At the same time the number of (isolated) dimers is strongly reduced, with only 2 for 36 sites, that is 0.56 per f.u. From this analysis it is clear that if there are holes transferred to the ladders (at low temperature) in the undoped compound, this number is much smaller than 1 per f.u..

For the  $x = 13.6$  doped system we studied three types of filling where  $n = 1, 2$ , or 3 holes have been transferred to the ladders. For all fillings, we retrieve arrangements with nearest neighbors spins and no second neighbors dimeric units. For  $n = 1$  and 2, the chains are essentially composed of clusters of spins that form singlets, with spin arrangements that do not present any exchange frustration (neither between first nor second neighbors). Such fillings are thus expected to be specially stable, and should be put into perspective with the anti-ferromagnetic ordering seen in magnetic susceptibility and ESR measurements. For  $n = 1$  one still observes a large number of free spins (0.9 per f.u.), while for  $n \geq 2$  they have essentially disappeared, in agreement with magnetic susceptibility experiments<sup>18</sup>.

In summary, we have studied the importance of the structural modulations on the low energy physics of the  $\text{Sr}_{14-x}\text{Ca}_x\text{Cu}_{24}\text{O}_{41}$  family. Surprisingly these distortions are not simply responsible for parameters modulations around their average value (except for the NN effective exchange on the undoped compound), but induce variations of the orbital energies, NN effective hopping and exchange larger than 100%. This is this very large variation of the orbital energies (within a range of 1 eV for  $x = 0$  and 3 eV for  $x = 13.6$ ) that is responsible for the low energy properties of the compounds, through the localization of the magnetic electrons. It is in particular responsible of the formation of dimers in the undoped compound. In view of these results one can also suppose that this is the stabilization of part of the chains sites due to larger structural modulations, that is responsible for the hole transfer toward the ladders in the doped compounds. In the  $x = 13.6$  compound, the structural modulation is so large that it even reverse the sign of the NN effective exchange on part of bonds, lifting the exchange frustration that would arise for the large chain filling.

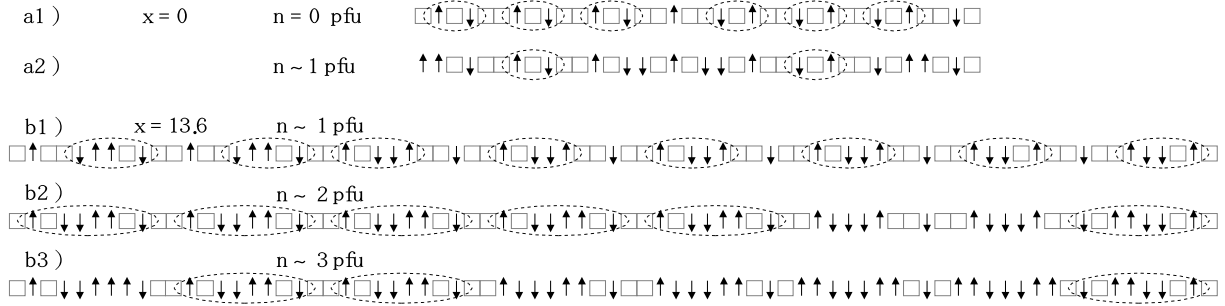


FIG. 4: Localization of the magnetic electrons along the chain, as a function of the number  $n$  of holes transferred to the ladders. a) for  $x = 0$ , b) for  $x = 13.6$ . The number of sites considered in both cases corresponds to a better approximation of the compounds unit cells than the 10/7 ratio, that is  $c_{ch}/c_{la} = 3.9235/2.7268 \simeq 36/25$  for  $x = 0$ , and  $c_{ch}/c_{la} = 3.90136/2.73607 \simeq 77/54$  for  $x = 13.6$ . Squares stand for ZR singlets, and the dashed ellipsoids delimit some noticeable non-frustrated spin clusters.

In conclusion, one can say that the structural modulation is the key parameter, responsible for the large

variation of the low energy properties in this family of compounds.

- <sup>1</sup> M. Uehara, T. Nagata, J. Akimitsu, H. Takahashi, n. Môri and K Kinoshita, J. Phys. Soc. Jap. **65**, 2764 (1996); T. Nagata, M. Uehara, J. Goto, J. Akimitsu, N. Motoyama, H. Eisaki, S. Uchida, H. Takahashi, T. Nakanishi and N. Môri, Phys. Rev. Lett. **81**, 1090 (1998).
- <sup>2</sup> E. Dagotto, J. Riera and D. Scalapino, Phys. Rev. **B 45**, 5744 (1992); M. Sigrist, T. M. Rice and F. C. Zhang, Phys. Rev. **B 49**, 12058 (1994); H. Tsunetsugu, M. Troyer and T. M. Rice, Phys. Rev. **B 49**, 16078 (1994).
- <sup>3</sup> F. C. Zhang and T. M. Rice, Phys. Rev. **B 37**, 3759 (1988).
- <sup>4</sup> N. Nücker, M. Merz, C.A. Kuntscher, S. Gerhold, S. Schuppler, R. Neudert, M.S. Golden, J. Fink, D. Schild, S. Stadler, V. Chakarian, J. Freeland, Y.U. Idzerda, K. Conder, M. Uehara, T. Nagata, J. Goto, J. Akimitsu, M. Motoyama, H. Eisaki, S. Uchida, U. Ammerahl and A. Revcolevschi, Phys. Rev. **B 62**, 14384 (2000).
- <sup>5</sup> Y. Mizuno, T. Tohyama and S. Maekawa, J. Phys. Soc. Jap. **66**, 937 (1997).
- <sup>6</sup> T. Osafune, N. Matoyama, H. Eisaki and S. Uchida, Phys. Rev. Lett. **78**, 1980 (1997).
- <sup>7</sup> K. Magishi, S. Matsumoto, Y. Kitaoka, K. Ishida, K. Asayama, M. Uehara, T. Nagata and J. Akimitsu, Phys. Rev. **B 57**, 11533 (1998).
- <sup>8</sup> R.S. Eccleston, M. Uehara, J. Akimitsu, H. Eisaki, N. Matoyama and S. Uchida, Phys. Rev. Lett. **81**, 1702 (1998).
- <sup>9</sup> M. Takigawa, N. Matoyama, H. Eisaki and S. Uchida, Phys. Rev. **B 57**, 1124 (1998).
- <sup>10</sup> S. Tsuji, K. Kumagai, M. Kato and Y. Koike, J. Phys. Soc. Jap. **65**, 3474 (1996); K. Kumagai, S. Tsuji, M. Kato and Y. Koike, Phys. Rev. Lett. **78**, 1992 (1997).
- <sup>11</sup> U. Ammerahl, B. Büchner, L. Colonescu, R. Gross and A. Revcolevschi, Phys. Rev. **B 62**, 8630 (2000).
- <sup>12</sup> S.A. Carter, B. Batlogg, R.J. Cava, J.J. Krajewski, W.F. Peck, Jr. and T.M. Rice, Phys. Rev. Lett. **77**, 1378 (1996).
- <sup>13</sup> M. Kato, K. Shiota and Y. Koike, Physica C **258**, 284 (1996).
- <sup>14</sup> M. Matsuda and K. Katsumata, Phys. Rev. **B 53**, 12201 (1996).
- <sup>15</sup> R.S. Eccleston, M. Azuma and M. Takano, Phys. Rev. **B 53**, 14721 (1996); M. Matsuda and K. Katsumata, H. Eisaki, N. Matoyama, S. Uchida, S. M. Shapiro and G. Shirane, Phys. Rev. **B 54**, 12199 (1996).
- <sup>16</sup> V. Kataev, K.-Y. Choi, M. Grüninger, U. Ammerahl, B. Büchner, A. Freimuth, and A. Revcolevschi, Phys. Rev. **B 64**, 104422 (2001).
- <sup>17</sup> L.P. Regnault, J.P. Bouhcer, H. Moudden, J.E. Lorenzo, A. Hiess, U. Ammerahl, G. Dhalenne and A. Revcolevschi, Phys. Rev. **B 59**, 1055 (1999); M. Matsuda, T. Yoshida, K. Kakurai and G. Shirane, Phys. Rev. **B 59**, 1060 (1999).
- <sup>18</sup> M. Isobe, Y. Uchida, and E. Takayama-Muromachi, Phys. Rev. **B 59**, 8703 (1999).
- <sup>19</sup> M. Isobe, M. Onoda, T. Ohta, F. Izumi, K. Kimoto and E. Takayama-Muromachi, Phys. Rev. **B 62**, 11667 (2000); J. Etrillard, M. Braden, A. Gukasov, U. Ammerahl and A. Revcolevschi, Physica C, in press.
- <sup>20</sup> M.-B. Lepetit, *Recent Research Developments in Quantum Chemistry*, p. 143, Vol. 3, Transworld research Network (2002).
- <sup>21</sup> J. Miralles, J. P. Daudey and R. Caballol, Chem. Phys. Lett. **198**, 555 (1992); V. M. García, O. Castell, R. Caballol and J. P. Malrieu, Chem. Phys. Lett. **238**, 222 (1995); V. M. García, M. Reguero and R. Caballol, Theor. Chem. Acc. **98**, 50 (1997).
- <sup>22</sup> C. J. Calzado, J. F. Sanz and J. P. Malrieu, J. of Chem. Phys. **112**, 5158 (2002); A. Gellé, M. L. Munzarová, M.-B. Lepetit and F. Illas, Phys. Rev. **B 68**, 125103 (2003).
- <sup>23</sup> D. Muñoz, F. Illas and I. de P.R. Moreira, Phys. Rev. Letters **84**, 1579 (2000); D. Muñoz, I. de P.R. Moreira and F. Illas, Phys. Rev. **B 65**, 224521 (2002).
- <sup>24</sup> C. de Graaf and F. Illas, Phys. Rev. **B 63**, 14404 (2000).
- <sup>25</sup> C. de Graaf, I. de P.R. Moreira, F. Illas and R. L. Martin, Phys. Rev. **B 60**, 3457 (2000).
- <sup>26</sup> N. Suaud and M.-B. Lepetit, Phys. Rev. Letters **88**, 056405 (2002).
- <sup>27</sup> M.-B. Lepetit, N. Suaud, A. Gellé and V. Robert, J. Chem. Phys. **118**, 3966 (2003).