

Non-equilibrium two-phase coexistence in a confined granular layer

Alexis Prevost,^{*} Paul Melby, David A. Egolf, and Jeffrey S. Urbach[†]

Department of Physics, Georgetown University, 37th & O Streets, Washington DC 20057, USA

(Dated: May 30, 2018)

We report the observation of the homogenous nucleation of crystals in a dense layer of steel spheres confined between two horizontal plates vibrated vertically. Above a critical vibration amplitude, two-layer crystals with square symmetry were found to coexist in steady state with a surrounding granular liquid. By analogy to equilibrium hard sphere systems, the phase behavior may be explained through entropy maximization. However, dramatic non-equilibrium effects are present, including a significant difference in the granular temperatures of the two phases.

PACS numbers: 45.70.-n, 05.70.Fh, 05.70.Ln, 83.10.Rs

Statistical mechanics provides a powerful formalism for predicting the behavior of systems at or near equilibrium. Many natural phenomena, however, occur far from equilibrium, and extensions of the machinery of statistical mechanics to situations where significant energy flows are present would have a wide range of potential applications. Some success has been achieved in extending statistical mechanics to far-from-equilibrium situations. For example, techniques for calculating the relative probabilities of different configurations have been successfully developed for non-equilibrium steady states in a few restricted situations [1, 2, 3]. Also, effective temperatures based on the fluctuations in non-equilibrium steady states have been developed recently and, in some cases, have been found to equilibrate across different fluctuating quantities [4, 5, 6, 7, 8, 9, 10]. To generalize these initial successes to a broader spectrum of phenomena and to develop insights into other facets of a statistical theory of far-from-equilibrium systems, new model systems for investigating non-equilibrium steady states must be developed and studied. Here we report our investigations of a simple, far-from-equilibrium granular system that shows that some mechanisms that operate in equilibrium appear to persist into situations far-from-equilibrium, whereas other basic tenets of equilibrium statistical mechanics must be substantially modified.

Granular materials are ubiquitous in nature and show a remarkable range of non-equilibrium behavior [11, 12, 13]. Dynamic steady-states, achieved when energy input from an external source balances energy lost through inelastic collisions, provide an ideal testing ground for extensions of equilibrium statistical mechanics [4, 5, 6, 10]. In this Letter, we report experimental measurements and computer simulations of the dynamics of spherical particles confined between two horizontal vibrating parallel plates. We observe a freezing transition from a homogeneous, disordered liquid to an ordered solid with square symmetry coexisting with a surrounding liquid. An essentially identical transition is observed in confined hard-sphere colloidal suspensions in equilibrium [14, 15, 16, 17, 18], where it is driven by entropy maximization. The presence in both the granular and the

colloidal system of a solid phase with the same unexpected symmetry which occurs under the same geometric constraints and at similar densities strongly suggests a common mechanism. Unlike the equilibrium system, however, we find that the coexisting phases have dramatically different granular temperatures, demonstrating that the “zeroth law” of thermodynamics is not followed by the granular temperature. Taken together, these results show that the driving mechanism behind an equilibrium phase transition may still operate far from equilibrium, but that a thermodynamic theory must account for the absence of equipartition in the kinetic energy of the particles.

The granular system is sketched in Fig. 1(a). Previous studies which used a similar geometry at lower shaking amplitude and lower density than what is presented here found a range of complex non-equilibrium phenomena including inelastic collapse [19, 20], hexagonal ordering [19, 21], non-Gaussian velocity distributions [19, 20, 22], and velocity correlations [23]. In our experiment, stainless steel spheres of diameter $\sigma = 1.59$ mm were placed between a smooth anodized aluminum plate and an 11 mm thick Plexiglas lid with an anti-static coating. A gap spacing of 1.75σ between the plate and the lid was maintained by circular rings of aluminum and Mylar spacers. Using an electromagnetic shaker, the system was driven sinusoidally in the vertical direction with frequency ν and amplitude A . The motion of the balls was imaged from above using a high resolution camera (Pulnix TM1040). The results presented here were obtained for densities $\rho = N/N_{max}$ ranging from 0.8 to 0.9, where N is the number of balls in the system, and $N_{max} = 11377$ is the maximum number of balls that can fit in a single hexagonally close-packed layer at rest on the bottom plate. For modest vibration amplitude, the system appears liquid-like. As the vibration is increased, small independent unstable crystalline structures form. Increasing the vibration amplitude further causes the crystallites to become stable and eventually coalesce to form a single crystal which coexists with a surrounding granular liquid (see Fig. 1(b) and Supplemental Movie 1 [24]) The crystal consists of two layers, each with a




FIG. 1: Two phase coexistence in steady state. (a) Side view of experimental setup. The system is shaken vertically and imaged from above. (b) Experiment: time-averaged image of ball positions. Only the top layer of the crystal is visible and there are several vacancies ($A = 0.085 \sigma$, $\rho = 0.9$, $\nu = 80$ Hz, averaged over 1 second.) See also Supplemental Movie 1 [24]. (c, d) Simulation: 3D rendering of instantaneous ball positions. In (c), balls in the crystal are colored red, balls in the liquid are colored blue. In (d) a close-up of the crystal is shown with the top layer transparent. ($A = 0.13 \sigma$, $\rho = 0.89$, $\nu = 60$ Hz, and 5,000 balls.)

square symmetry. The balls in the second layer are above the centers of the squares formed by the balls in the bottom layer. The crystals are not densely packed and the balls constantly jitter around in the cage formed by their neighbors and the confining plates. Rearrangements continually occur at the interface, but the average size of the crystal does not change as long as the shaking amplitude and frequency are held constant.

In order to verify that the coexistence was not due to non-uniformities in the experimental apparatus and to

measure quantities not readily accessible in the experiment, we performed molecular dynamics simulations using a model that has accurately reproduced many of the phenomena observed in a similar system [23, 25]. Ball-ball, ball-plate, and ball-lid interactions are characterized by three forces: an elastic restoring force, a dissipative normal force which produces a velocity-independent coefficient of restitution, and a dissipative tangential friction. Periodic boundary conditions in the horizontal plane were used. The simulations reproduced the phase coexistence (Fig. 1(c, d)) and all of the general features of the observed phenomena, such as the existence of a critical threshold to nucleation and evaporation.

Perhaps the most surprising aspect of the transition we observe, the presence of a square symmetry instead of the hexagonal ordering naively expected for hard-sphere interactions, appears to be closely related to the phase behavior of solutions of hard sphere colloidal particles at similarly high densities in similar confining geometries [14, 15, 16]. For hard spheres the equilibrium configuration is determined by entropy maximization. For a range of gap spacings, including the spacing used in our system, two square layers pack more efficiently than two hexagonal layers, thereby maximizing the free volume available for each particle and therefore the entropy of the system [17, 18]. The observation of a transition that closely matches an equilibrium, entropy driven phase transition suggests that a generalized free energy functional might be found which describes the behavior of some driven granular materials.

Equilibrium two-phase coexistence requires that the two phases have equal temperatures, pressures (apart from surface tension corrections) and chemical potentials. Recent work has focused on extending the concept of the chemical potential to non-equilibrium coexistence in which the first two conditions are satisfied [26, 27]. To test whether these two conditions are met in this system, we measured the granular temperature $T_g = \langle \mathbf{v}_i^2 \rangle$, where \mathbf{v}_i is a horizontal component of the rapidly fluctuating velocity of a particle. In the experiment, particle displacements were measured using the PIV technique described in Ref. [23]. Using the method described in Ref. [22], we verified that the temporal resolution was sufficient to accurately measure instantaneous velocities. In both the experiments and simulations, we investigated whether the granular temperature equilibrated to the same value in the two phases. As shown in Figs. 2(a) and 2(b), T_g is dramatically lower in the crystal than in the surrounding liquid, both in the experiments and in the simulations. The spontaneous separation into phases of different temperatures in a homogeneous system of identical particles is a striking effect that will have to be incorporated into models of non-equilibrium phase coexistence. It is somewhat reminiscent of ‘inelastic collapse’[19], but in that case the absence of any significant granular temperature in the solid phase arises

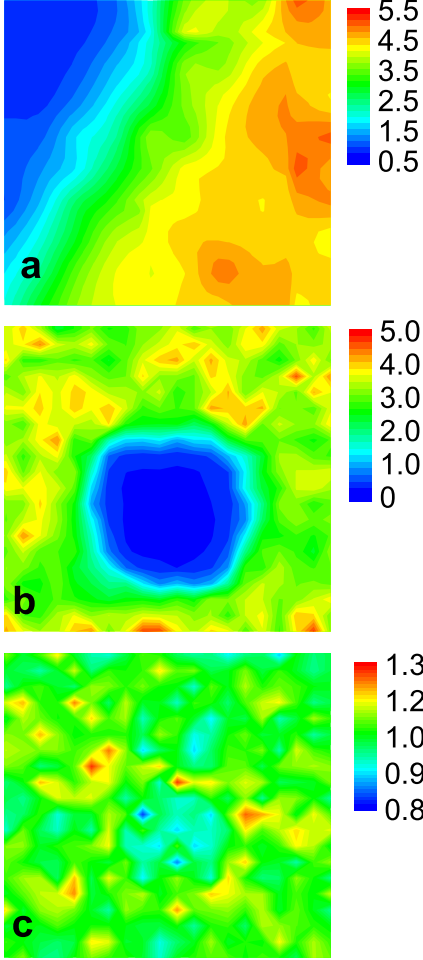


FIG. 2: Temperature and pressure fields. (a) Temperature field near the liquid-solid interface, measured in the experiment, averaged over about 40 seconds. The crystal is in the upper left. ($\rho = 0.85$, $\nu = 60$ Hz, $A = 0.154 \sigma$, displacements measured over 0.33 ms.) (b), Temperature field and (c) pressure field from the simulation shown in Fig. 1c., averaged over 2.5 seconds. The crystal is in the center. The pressure was calculated using the virial expression, as described in Ref. [30].

from the bistability of the ball-plate dynamics at low vibration amplitudes [28, 29]. The results described here are observed at high vibration amplitudes where there is continuous energy input from the plate into both coexisting phases. The pressures of the two phases calculated in the simulations have nearly the same value, but is slightly smaller in the solid phase (Fig. 2(c)).

To further study the properties of the phase coexistence, we investigated the nucleation of the crystalline phase. Starting with the vibration amplitude at a low value, we slowly increased the intensity of shaking and measured the amplitude at which the crystalline phase first nucleates. This procedure was repeated for several

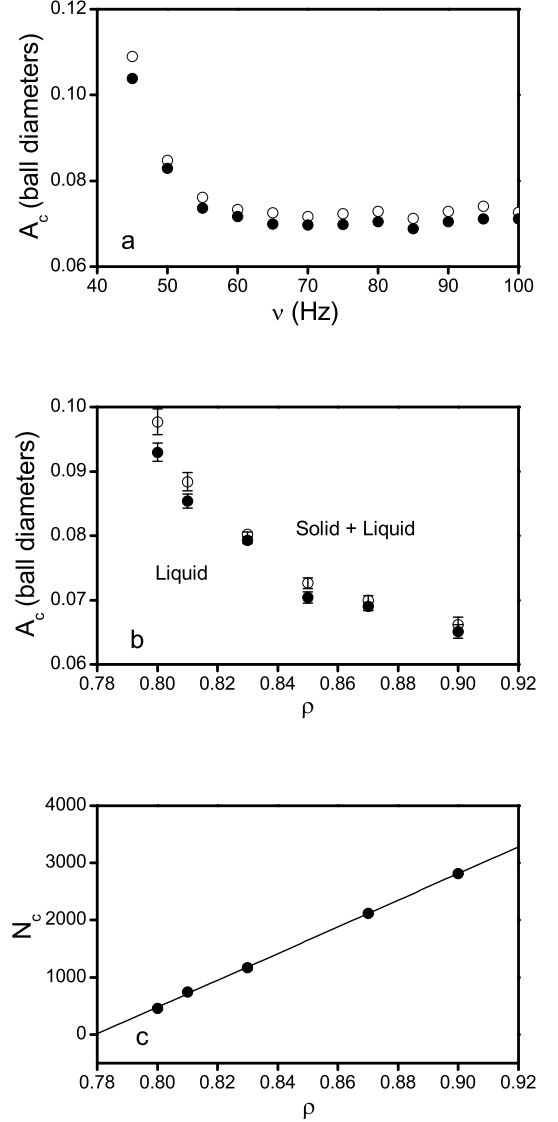


FIG. 3: (a) Frequency dependence of the critical amplitudes A_C for nucleation (open circles) and evaporation (black disks) at $\rho = 0.85$. (b) High frequency plateau value of A_C as a function of ρ . (c) Average number of balls of the crystal, N_C , as a function of ρ ($\nu = 60$ Hz, $A = 0.145 \sigma$). Each point represents the average of 10 measurements well separated in time. The solid line is a linear fit to the points.

densities between $\rho = 0.8$ and $\rho = 0.9$, and for frequencies between $\nu = 45$ Hz and $\nu = 100$ Hz. A typical curve of the frequency dependence is displayed in Fig. 3(a) for $\rho = 0.85$. In addition to this ‘nucleation line’, we also determined an ‘evaporation line’ by slowly decreasing the amplitude until the crystal disappeared. For ν greater than 60 Hz, we found that the critical amplitudes were roughly independent of frequency. This high frequency behavior was found at all densities, but the cutoff fre-

quency increased as the density increased. One possible explanation for a frequency-independent critical amplitude is that the vibration may effectively compresses the layer. If the balls are moving slowly compared to the plate and lid, then they will be mostly confined between the maximum plate height and minimum lid height. This increase in the density of the system favors nucleation of the crystal. This frequency-independent behavior cannot persist to low frequencies, however, because the acceleration, which is proportional to ν^2 , must be significantly larger than that due to gravity for the balls to have enough kinetic energy to reach the second layer. We used the average value of the amplitude in the high frequency plateau (60-100 Hz) to define a critical amplitude, A_C , and we constructed a “phase diagram” of A_C versus ρ (Fig. 3(b)). A_C varies from roughly 0.06σ at $\rho = 0.9$ to 0.1σ at $\rho = 0.8$.

We measured the dependence of the crystal size on the number of particles in the system by analyzing the images to extract N_C , the number of spheres in the crystal [31]. As shown in Fig. 3(c), N_C varies linearly with ρ and extrapolates to zero at $\rho = 0.78$. In steady state coexistence, the edge of the crystal is “in equilibrium” with the surrounding liquid of density ρ_L . Assuming that the densities of the coexisting crystal and liquid are independent of the size of the crystal, the area A occupied by the crystal of density ρ_C should satisfy the relation $A/A_T = (\rho - \rho_L)/(\rho_C - \rho_L)$ where A_T is the total surface area of the plate, so that $N_C \propto (\rho - \rho_L)$. The value of ρ_L found by extrapolating to $N_C = 0$ agrees with direct measurements of the density of the granular liquid in the coexistence region.

No formalism exists for incorporating the entropy into a predictive theory on non-equilibrium phase transitions, but our results indicate which parts of the equilibrium framework need modification. The large difference in the granular temperature of the coexisting phases demonstrates that the “zeroth law” of thermodynamics is not satisfied by the granular temperature. An effective temperature that does meet this requirement is probably a necessary ingredient of a quantitative theory of the phase coexistence. By comparing the system described in this Letter with the analogous and well understood equilibrium system, new approaches for incorporating the effects of forcing and dissipation into a statistical mechanics of non-equilibrium phase transitions can be developed and tested.

This work was supported by The National Science Foundation with grants DMR-9875529 and DMR-0094178 and by NASA under award number NNC04GA63G. D.A.E. is also supported as an Alfred P. Sloan Research Fellow.

* Present Address: Laboratoire des Fluides Organisés, CNRS-UMR 7125, Collège de France, 11 place Marcelin Berthelot 75231 Paris cedex 05, FRANCE

† Corresponding Author; urbach@physics.georgetown.edu

- [1] L. Onsager and S. Machlup, Phys. Rev. **91**, 1505 (1953).
- [2] B. Derrida, J.L. Lebowitz, and E.R. Speer, Phys. Rev. Lett. **87**, 150601 (2001).
- [3] D. A. Egolf, Science **287**, 101 (2000).
- [4] G. D’Anna, P. Mayor, A. Barrat, V. Loreto, and F. Nori, Nature **424**, 909 (2003).
- [5] H. A. Makse and J. Kurchan, Nature **415**, 614 (2002).
- [6] S. F. Edwards, in *Granular Matter: An Interdisciplinary Approach* edited by A. Mehta (Springer, New York, 1994), p. 121.
- [7] I. K. Ono et al. Phys. Rev. Lett. **89**, 095703 (2002).
- [8] G. Gallavotti and E. G. D. Cohen, Phys. Rev. Lett. **74**, 2694 (1995).
- [9] W. I. Goldburg, Y. Y. Goldschmidt, and H. Kellay, Phys. Rev. Lett. **87**, 245502 (2001).
- [10] S. Aumaitre, S. Fauve, S. McNamara, and P. Poggi, Eur. Phys. J. B **19**, 449 (2001).
- [11] H. M. Jaeger, S. R. Nagel and R. P. Behringer, Rev. Mod. Phys. **68**, 1259 (1996).
- [12] L. P. Kadanoff, Rev. Mod. Phys. **71**, 435 (1999).
- [13] T. Pöschel, S. Luding, (eds), *Granular Gases, Lectures Notes in Physics 564*, (Springer Verlag, Berlin, 2001).
- [14] B. Pansu, P. Pieranski, and L. Stryzelecki, J. Phys. (France) **44**, 531 (1983).
- [15] P. Pieranski, L. Stryzelecki, and B. Pansu, Phys. Rev. Lett. **50**, 900 (1983).
- [16] B. Pansu, P. Pieranski, and P. Pieranski, J. Phys. (France) **45**, 331 (1984).
- [17] M. Schmidt and H. Löwen, Phys. Rev. Lett. **76**, 4552 (1996).
- [18] M. Schmidt and H. Löwen, Phys. Rev. E **55**, 7228 (1997).
- [19] J. S. Olafsen and J. S. Urbach, Phys. Rev. Lett. **81**, 4369 (1998).
- [20] J. S. Olafsen and J. S. Urbach, Phys. Rev. E. **60**, R2468 (1999).
- [21] P. Pieranski, J. Malecki, W. Kuczynski, and K. Wojciechowski, Philos. Mag. A **37**, 107 (1978).
- [22] W. Losert, D. G. W. Cooper, J. Delour, A. Kudrolli, and J. P. Gollub, Chaos **9**, 682 (1999).
- [23] A. Prevost, D. A. Egolf, and J. S. Urbach, Phys. Rev. Lett. **89**, 084301 (2002).
- [24] Supplemental Movie on <http://prl.aps.org>
- [25] X. Nie, E. Ben-Naim, and S. Y. Chen, Europhys. Lett. **51**, 679 (2000).
- [26] A. Baranyai and P. T. Cummings, Phys. Rev. E **60**, 5522 (1999).
- [27] S. Butler and P. Harrowell, Nature **415**, 1008 (2002).
- [28] W. Losert, D. G. W. Cooper, and J. P. Gollub, Phys. Rev. E **59**, 5855 (1999).
- [29] J.-C. Géminard and C. Laroche, Phys. Rev. E **68**, 031305 (2003).
- [30] D. C. Rapaport, *The Art of Molecular Dynamics Simulation* (Cambridge Univ. Press, Cambridge 1995), p. 20.
- [31] N_C is taken as twice the number of balls in the top layer of the crystal, averaged over several snapshots well separated in time. An algorithm based on a four-fold symme-

try order parameter and related criteria was employed in determining which balls were in the crystal.