

Two-band BCS model describes well the thermodynamics of MgB_2 Todor M. Mishonov,^{1,2} Valery L. Pokrovsky,^{3,4} and Hongduo Wei³¹Faculty of Physics, Sofia University "St. Kliment Ohridski",

5 James Bourchier Boulevard, BG-1164 Sofia, Bulgaria

²Laboratorium voor Vaste-Stofysica en Magnetisme,

Katholieke Universiteit Leuven, Celestijnenlaan 200 D, B-3001, Belgium

³Department of Physics, Texas A & M University, College Station, TX 77843-4242⁴Landau Institute for Theoretical Physics, Chemogolovka, Moscow Distr. 142432, Russia

Based on weak-coupling anisotropic BCS theory, the temperature dependence of energy gap and the specific heat are evaluated for MgB_2 superconductor, and the results are compared with experimental data. We show that the weak-coupling anisotropic BCS theory describes thermodynamic experimental data with high precision 3{6%.

PACS numbers: 74.20.Fg, 74.25.Bt

A keen interest excited by discovery and experimental investigation of a new high T_c superconductor MgB_2 is to a large extent associated with its dissimilarity to cuprate superconductors. The superconductivity of MgB_2 is definitely three-dimensional object, whereas in cuprates it is presumably two-dimensional (2D). Nevertheless, the superconducting gap in MgB_2 displays strong anisotropy. The most precise tunneling measurements by Gonnelli et al. [1] give the value 2:6 for the ratio of the gaps at two conductivity bands. On the other hand, the measured gaps are the same for the tunneling in ab-plane and in c-direction, indicating that they do not depend on direction within each piece of the Fermi surface.

An important problem is how strong is the interaction in MgB_2 . First-principles calculations [2, 3, 4] indicate that electron-phonon interaction is not weak and that Eliashberg description is appropriate. However, anisotropy and interaction were shown to influence thermodynamics oppositely. For example, the anisotropy decreases the relative discontinuity of the specific heat at the transition point [5, 6], whereas the first correction due to interaction increases it [7]. Besides, MgB_2 is a very hard material with high value of Debye frequency, which usually correlates with a weak coupling. Therefore it is not a priori clear what is more substantial in the case of MgB_2 .

The purpose of our work is to demonstrate that the anisotropy effects are more substantial at least for thermodynamic measurements. We show that, as a matter of fact, the weak coupling anisotropic BCS theory describes all known thermodynamic experimental data including the temperature dependence of the energy gap and specific heat with a high precision 3{6%.

The main features of anisotropic weak coupling BCS model were elucidated in the early 1960s [5, 6, 8, 9, 10], the ultimate result being the factorization of the gap [5]

$$\Delta(T; \mathbf{k}) = Q(T) \Delta(\mathbf{k}); \quad (1)$$

which was experimentally verified by Zavaritskii [11]. The function of angle $\Delta(\mathbf{k})$ is the eigenfunction of the

interaction operator $V(\mathbf{k}; \mathbf{k}^0)$ corresponding to the maximal eigenvalue Δ . It satisfies linear homogeneous integral equation:

$$\int_{F_F}^Z V(\mathbf{k}; \mathbf{k}^0) \Delta(\mathbf{k}^0) \frac{d^3k^0}{v_F} = \Delta(\mathbf{k}); \quad (2)$$

Integration in Eq. (2) proceeds over the Fermi surface with $d^3k = \frac{dS}{v_F}$ and dS being a differential area of the Fermi surface; $n_F = \frac{d}{v_F}$ is the electron density of the state per spin at Fermi level. The function $\Delta(\mathbf{k})$ is normalized as follows:

$$\langle \Delta^2(\mathbf{k}) \rangle = 1 \quad (3)$$

The angular average value $\langle \Delta^2 \rangle$ is: $\langle \Delta^2 \rangle = \frac{R}{F} \frac{\Delta^2}{Q(T)}$. The temperature dependent factor $Q(T)$ can be found from the orthogonality condition:

$$\ln \frac{Q(0)}{Q(T)} = \int_{F_F}^Z \Delta^2(\mathbf{k}) \frac{Q(T) \Delta(\mathbf{k})}{T} d^3k; \quad (4)$$

where

$$F(\mathbf{x}) = \int_{-1}^{Z+1} \frac{du}{x^2 + u^2} \exp \left(- \frac{u}{x^2 + u^2 + 1} \right); \quad (5)$$

The value $Q(0)$ is associated with the transition temperature T_c by the following relationship:

$$\frac{Q(0)}{T_c} = - \exp \left(\langle \Delta^2(\mathbf{k}) \ln \Delta(\mathbf{k}) \rangle \right); \quad (6)$$

here $\gamma = e^\gamma = 1.781072$ and C is Euler's constants. The entropy of the system reads

$$S = 2 \int_{F_F}^X \left[f\left(\frac{k}{T}\right) \ln f\left(\frac{k}{T}\right) + [1 - f\left(\frac{k}{T}\right)] \ln [1 - f\left(\frac{k}{T}\right)] \right] g; \quad (7)$$

where ϵ_k is the energy of quasi-particles in the superconductor with wave vector \mathbf{k} and $f(\epsilon_k/T)$ are the Fermi quasi-particle occupation numbers. The specific heat $C(T)$ reads:

$$C(T) = 2 \int_{F_F}^X T \frac{d}{dT} \left[\epsilon_k g - \frac{\epsilon_k}{T} \right]; \quad (8)$$

where $G(x) = 2x \int_0^{R_1} \cosh(2'f(x \cosh')) d'$.

We now apply these formulas to MgB_2 . The Fermi surface of MgB_2 has two π -type 2D cylindrical hole sheets and two σ -type three-dimensional tubular networks [12, 13, 15]. We accept a simple model introduced first by Moskalenko [14], in which the interaction does not depend on the momentum inside each band, but only on the band index. Thus, it can be written as 2D Hermitian matrix $V_{ik}(\mathbf{k}) = V_i$. The order parameter (energy gap) in each band in such a model does not depend either on the momentum within each band and can be described by a 2D vector with components Δ_i . The validity of this simple model is supported by the tunneling measurements of the energy gap [1], which displays the same values for two gaps in ab-plane and in c-direction. The normalized wave function of the Cooper pairs ψ_k has the same property: $\psi_k = \psi_i$, $\psi_k = \psi_j$, where ψ_i and ψ_j are two constants. We introduce an additional simplification assuming these constants to be real. Let us denote the density of states in the σ and π bands as ρ_σ and ρ_π , respectively. Then the definition of an average value $\langle X \rangle$ for any physical value X , which does not change within each band reads:

$$\langle X \rangle = \frac{c_\sigma X_\sigma + c_\pi X_\pi}{c_\sigma + c_\pi}; \quad (9)$$

where c_σ and c_π are statistical weights of the bands $c_\sigma = \rho_\sigma$ and $c_\pi = \rho_\pi$, $c_\sigma = \rho_\sigma$, $c_\pi = \rho_\pi$. The general normalization condition Eq. (3) for this model reads:

$$c_\sigma^2 + c_\pi^2 = 1; \quad (10)$$

Equation (6) can be written explicitly as follows:

$$\frac{Q(T)}{T_c} = \frac{Q(0)}{T_c}; \quad (11)$$

where $\langle X \rangle = \frac{c_\sigma X_\sigma + c_\pi X_\pi}{c_\sigma + c_\pi}$. We assume the values $c_\sigma = 0.44$ and $c_\pi = 0.56$ as found from density-functional theory calculations in Refs. [12, 13, 15]. The second fitting parameter is T_c . There is no experimental discrepancy on this value, and it is commonly accepted to be $T_c = 39$ K. One additional fitting parameter for the two-band theory is the ratio Δ_σ/Δ_π . We have extracted it from the tunneling gap measurements [1] extrapolating them to zero temperature:

$$\Delta_\sigma/\Delta_\pi = 2.54; \quad (12)$$

Equations (11) and (12) allow us to determine Δ_σ and Δ_π separately: $\Delta_\sigma = \Delta_\pi \sqrt{c_\pi^2 + c_\sigma^2} = 1.38$; $\Delta_\pi = \Delta_\sigma \sqrt{c_\sigma^2 + c_\pi^2} = 0.54$. According to the weak-coupling theory, the ratio Δ_σ/Δ_π must be the same at any temperature. This crucial condition is satisfied in the tunneling experiment [1] with all experimental precision.

For the temperature dependence of the gap in the BCS two-band model, we find from Eq. (4):

$$\ln q = -2F \frac{q}{av} c_\sigma - 2F \frac{q}{av} c_\pi; \quad (13)$$

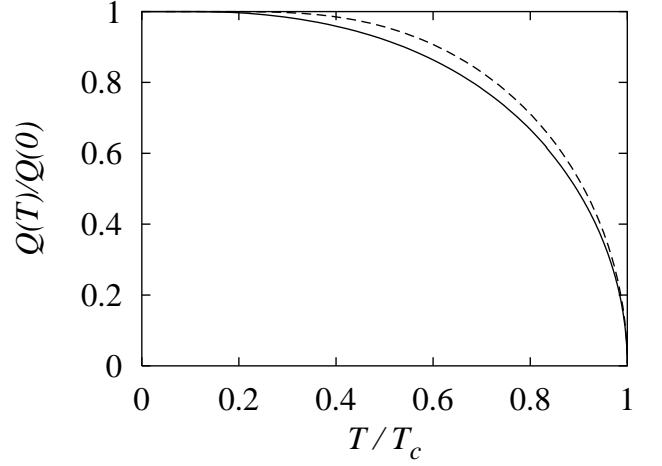


FIG. 1: The solid curve depicts the ratio $Q(T)/Q(0)$ vs T/T_c for the two-band model; the dashed curve is the same value for the standard (isotropic) BCS theory.

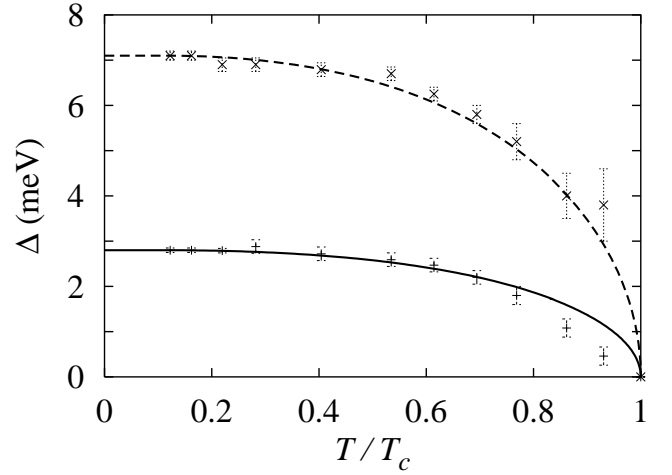


FIG. 2: The solid curve is the theoretical graph of Δ vs T/T_c ; the dashed curve is the same for the isotropic single-gap model. The '+' and '-' symbols represent experimental data by Gonnelli et al. [1].

Here $q(t) = Q(t)/Q(0)$ and $t = T/T_c$. $F(x)$ is defined by Eq. (5). The graph of the function $q(t)$ is shown in Fig. 1 by the solid curve. The dashed curve in Fig. 1 represents $q(t)$ in the isotropic single-gap model (standard BCS model). The graphs of the energy gaps $\Delta_\sigma = Q_\sigma(t)$ and $\Delta_\pi = Q_\pi(t)$ vs T/T_c are shown in Fig. 2 together with the experimental data [1], which agree with theory within the limits of experimental uncertainty.

The specific heat in the two-band model is given by the following equation directly stemming from Eq. (8):

$$\frac{C(T)}{C_N(T)} = c_\sigma r_c(y_\sigma) + c_\pi r_c(y_\pi) + \frac{12}{7} \frac{[c_\sigma^2 r_a(y_\sigma) + c_\pi^2 r_a(y_\pi)]^2}{(3) c_\sigma^4 r_b(y_\sigma) + c_\pi^4 r_b(y_\pi)}; \quad (14)$$

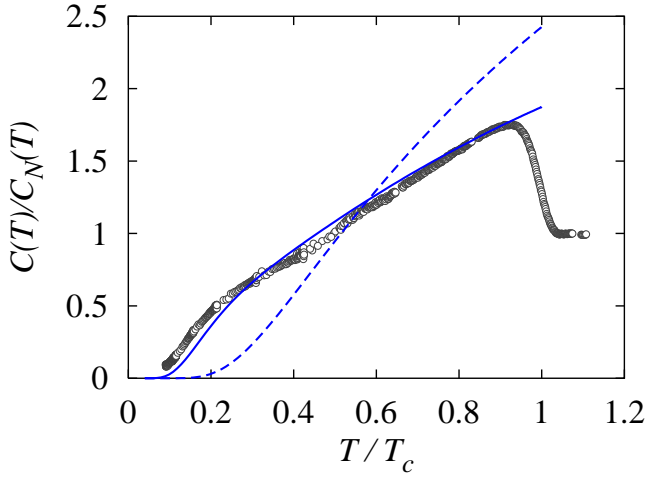


FIG. 3: The solid curve is the theoretical graph of the specific heat for the two band MgB₂ vs $T = T_c$; the circles are the experimental data due to Bouquet et al. [19]; the dashed curve is the theoretical plot of the specific heat given by the isotropic BCS theory.

where $C_N(T) = T$ is the specific heat for the normal metal; $y = \frac{q}{2t_{av}}$, $Y = \frac{q}{2R_{+1}^{t_{av}}}$. The functions r_i are defined by integrals $r_i(x) = \int_0^1 g_i(x^2 + y^2) dy$, $i = a, b, c$, where g_i read:

$$\begin{aligned} g_a(x) &= \frac{1}{2 \cosh^2(x)}; \\ g_b(x) &= \frac{2}{14} \frac{\tanh x}{x} - \frac{1}{\cosh x} - \frac{1}{x^2}; \\ g_c(x) &= \frac{6}{2} \frac{x^2}{\cosh^2 x}; \end{aligned} \quad (15)$$

For technical details related to this calculation see Mishonov et al. [17]; the functions g_i were introduced and graphically presented in Ref. [18]. The jump of the specific heat at T_c reads: cf. [5, 14]

$$\frac{C(T_c)}{C_N(T_c)} = \frac{12}{7} \frac{2c + c^2}{4c + c^4}: \quad (16)$$

For the data specified earlier, we find $C(T_c) = C_N(T_c) = 0.874$. It agrees with the high precision measurements by Bouquet et al. [19] with about 3% precision. In Fig. 3 the ratio $C(T)/C_N(T)$ vs. $T = T_c$ is plotted. The solid curve is the prediction of the two-band weak coupling theory; the dots are experimental data by Bouquet et al. [19], courteously sent to us by the authors. The theoretical graph $C(T)/C_N(T)$ vs $T = T_c$ agrees well with the experimental data everywhere except of a range of low temperature $T = T_c - 0.2$. The discrepancy most probably is caused by a relatively small variation of the gap within one band. The specific heat at low temperature is proportional to $e^{-\Delta_{min}/T}$, whereas the tunneling measurements give the value of the gap along the direction of the tunneling.

Given the value of discrepancy, we can estimate the variation of the gap $\Delta_{min} = 0.1(0.15 T_c \ln 2 - 3.3) \{4.2 \text{ K}$. It is about 8{12% of the value of the smaller gap.

Another group of available experimental thermodynamic data relates to magnetic properties: the energy gaps in external magnetic field [20] and the dependence of the second critical field on temperature [21]. The dependence of H_{c2} on temperature was considered theoretically in the framework of anisotropic BCS model by two groups of authors [22, 23]., based on classical approach by Helfand and Wertheimer [24]. Unfortunately, a consistent solution of these problems at any temperature between 0 and T_c requires much more detailed knowledge about the Fermi surface. For example, to reach a satisfactory convergence Miranovic et al. [22] were forced to introduce 11 different parameters characterizing the Fermi surface and electron interaction. It is clear, that our real knowledge of the Fermi surface is too poor for such a sophistication. Dahm and Schopohl [23] applied a simplified model of the Fermi surface as consisting of a torus and cylinder characterized by 4 parameters only and assumed a plausible variational procedure introducing one more parameter. As it could be expected from the results by Miranovic et al., the number of parameters is too small to ensure a reasonable precision. Indeed, a satisfactory agreement with the experiment in Ref. [23] is reached at the expense of a rather exotic choice of parameter. Summing up, the magnetic properties can not be described by such an elementary theory as the described above two-band BCS model and require much more sophisticated approach even in the weak coupling approximation.

In conclusion we will discuss why the weak-coupling theory, with an additional simplifying assumption that the gap does not vary within each band, works so well. Let us start from this assumption supported by experiments. The in-band isotropy of the gap could be a result of sufficiently strong in-band scattering. At the scattering time $\sim 10^{-14}$ s, i.e. residual resistance larger than 10^{-5} cm , the energy gap becomes isotropic. The fact that the ratio of the gaps for different bands still remains bigger than 2 indicates that the inter-band scattering must be much weaker. It should be emphasized that it is the density of states which becomes isotropic, whereas the order parameter remains anisotropic unless the Lorenz-Regel limit $\frac{1}{T} \rightarrow 0$ of scattering rate is reached [25]. In the "ultra-dirty" limit, however, the order parameter wave function is proportional to partially averaged interaction energy $V(k) = \langle V(k; k^0) \rangle_{k^0}$. Such an averaging certainly diminishes the anisotropy, though it does not remove it completely. In particular, we have proved a following inequality:

$$\frac{\langle V(k) \rangle^2}{\langle V(k) \rangle^2} \geq \frac{1}{\langle V(k) \rangle^2} \quad (17)$$

Second question is why the weak-coupling model gives

so high accuracy. Two different aspects must be enlightened. First, the separability of variables for the order parameter, even in the framework of the weak-coupling approximation, has the precision of the weak coupling constant, i.e. $(\ln \frac{1}{\beta_D})^{-1} \approx 0.3$. However, for the special case of the two-band model such a crude estimate can be checked more accurately by a direct solution of the nonlinear matrix equation for the energy gap. We will analyze it for zero temperature, where it takes the following form [5]:

$$i = \sum_j V_{ij} C_j - j \ln \frac{\beta_D}{j}; \quad (18)$$

where $i(j)$ equals to Q_+ . Its solution can be found as a superposition of two normalized eigenstates of the corresponding linear equation: $j = Q_+ + j + Q_- j$. Earlier we used only one of them, Q_+ corresponding to the larger eigenvalue Q_+ . Our purpose is to estimate the ratio Q_-/Q_+ determining the contribution of the second eigenstate and the deviation from separability. For this ratio we have obtained the following relation:

$$\frac{Q_-}{Q_+} = \frac{Q_+}{Q_+} \sum_j C_j - j \ln \frac{T_c}{j} \quad (19)$$

The vectors Q_+ and Q_- have been calculated in Ref. [26]. We use these values and the experimentally determined values $\Delta_+ = 7.1$ meV, $\Delta_- = 2.8$ meV and $T_c = 39$ K to find from Eq. (19) that $Q_-/Q_+ = 0.029$, i.e. the same 3%. This unexpectedly high accuracy is explained by the orthogonality of different eigenvectors and by weak variation of the logarithmic function.

The second aspect which we mentioned in the preambles is that the BCS approximation itself has the same low precision and should be substituted by the Eliashberg formalism. The numerical calculations by Golubov et al. [3] indicate that the Eliashberg weight functions are very small in a broad range of low energy and has rather sharp peaks in the range of 800{1000 K. This is an unusual situation. Leavens and Carbotte [27] considered an extended Eliashberg weight function $^2F'(\omega)$ centered at values $\omega \approx \omega_0$ much larger than the superconducting energy gap $\Delta(0)$. They argued on the basis of numerical calculations that in this case the function $^2F'(\omega)$ varies very weakly at $\omega < \omega_0$ and then rapidly changes sign. They even modeled $^2F'(\omega)$ by the step function. Their arguments seem to be correct for the considered case as well. Then it is obvious that by integrating in the range of high frequency, it is possible to obtain the BCS-like equations with a renormalized, not small interaction between electrons with momenta on the Fermi surface. Though such an explanation is plausible, further study

of the Eliashberg equation with a model weight is highly desirable.

We are thankful to Dr. A. Junod and to Dr. R. Gonnelli for sending us original experimental data of their works. This work was supported by NSF under the grants DMR-0321572 and DMR-0103455.

-
- [1] R. S. Gonnelli et al., Supercond. Sci. Tech. 16, 171 (2003).
 - [2] I. I. Mazin et al., Phys. Rev. Lett. 89, 107002 (2002).
 - [3] A. A. Golubov et al., J. Phys. Condens. Matter 14, 1353 (2002).
 - [4] S. V. Shulga et al., cond-mat/0103154.
 - [5] V. L. Pokrovsky, Zh. Eks. Teor. Fiz. 40, 641 (1961) [Sov. Phys. JETP 13, 447 (1961)].
 - [6] V. L. Pokrovsky and M. S. Ryvkin, Zh. Eks. Teor. Fiz. 43, 92 (1962) [Sov. Phys. JETP 16, 67 (1963)].
 - [7] B. T. Geilikman, R. O. Zaitsev and V. Z. Kresin, Soviet Phys. Solid. State 9, 642 (1967).
 - [8] P. Hohenberg, Zh. Eks. Teor. Fiz. 45, 1208 (1963).
 - [9] D. Markowitz and L. P. Kadano, Phys. Rev. 131, 363 (1963).
 - [10] J. R. Clem, Ann. Phys. (N.Y.) 40, 268 (1966).
 - [11] N. V. Zavaritskii, JETP 34, 1116 (1958).
 - [12] K. D. Belashchenko, M. van Schilfgaarde, and V. P. Antropov, Phys. Rev. B 64, 092503 (2001).
 - [13] H. J. Choi, D. Roundy, H. Sun, M. L. Cohen, and S. G. Louie, Nature (London) 418, 758 (2002).
 - [14] V. A. Moskalenko, Fiz. Met. Metalloved. 8, 503 (1959) [Phys. Met. Metallogr. 8, 25 (1959)].
 - [15] A. Y. Liu, I. I. Mazin, and J. Kortus, Phys. Rev. Lett. 87, 087005 (2001).
 - [16] V. G. Kogan, Phys. Rev. B 66, 020509(R) (2002).
 - [17] T. M. Mishonov et al., cond-mat/0212491.
 - [18] T. M. Mishonov and E. Penev, Int. J. Mod. Phys. B 16, 3573 (2002); T. M. Mishonov, S.-L. Drechsler, and E. Penev, Mod. Phys. Lett. B 17, 755 (2003).
 - [19] F. Bouquet, Y. Wang, I. Sheikin, P. Toulemonde, M. Escherer, H. W. Weber, S. Lee, S. Tajima, A. Junod, Physica C 385, 192 (2003).
 - [20] R. S. Gonnelli et al., Phys. Rev. Lett. 89, 247004 (2002).
 - [21] L. Lyard et al., Phys. Rev. B 66, 180502(R) (2002).
 - [22] P. M. Ivanovic, K. Machida, and V. G. Kogan, J. Phys. Soc. Jpn. 72, 221 (2003).
 - [23] T. Dahm and N. Schopohl, Phys. Rev. Lett. 91, 017001 (2003).
 - [24] E. Helfand and N. R. Werthamer, Phys. Rev. 147, 288 (1966).
 - [25] S. V. Pokrovsky and V. L. Pokrovsky, Phys. Rev. B 54, 13275 (1996).
 - [26] T. M. Mishonov, E. S. Penev, J. O. Indekau, and V. L. Pokrovsky, Phys. Rev. B 68, 104517 (2003).
 - [27] C. R. Leavens and J. P. Carbotte, Can. J. Phys. 49, 724 (1971); see also the review J. P. Carbotte, Rev. Mod. Phys. 62, 1027 (1990), pp. 1051, 1052.