

Superfluid current disruption in a chain of weakly coupled Bose-Einstein Condensates

F. S. Cataliotti[†] §, L. Fallani, F. Ferlino, C. Fort,
P. Maddaloni[‡], M. Inguscio

LENS, Dipartimento di Fisica, Università di Firenze and INFM, via Nello Carrara 1,
I-50019 Sesto Fiorentino (Firenze), Italy

[†] also INFM and Dipartimento di Fisica, Università di Catania, via S. Sofia 64,
I-95124 Catania, Italy

[‡] also Istituto Nazionale di Ottica Applicata (INOA), via Campi Flegrei 34, I-80078
Pozzuoli (Napoli), Italy

Abstract. We report the experimental observation of the disruption of the superfluid atomic current flowing through an array of weakly linked Bose-Einstein condensates. The condensates are trapped in an optical lattice superimposed on a harmonic magnetic potential. The dynamical response of the system to a change of the magnetic potential minimum along the optical lattice axis goes from a coherent oscillation (superfluid regime) to a localization of the condensates in the harmonic trap (“classical” *insulator* regime). The localization occurs when the initial displacement is larger than a critical value or, equivalently, when the velocity of the wavepacket’s center of mass is larger than a critical velocity dependent on the tunnelling rate between adjacent sites.

§ To whom correspondence should be addressed (fsc@lens.unifi.it)

Atomic Bose-Einstein condensates have been either loaded or produced in periodic potentials opening up the possibility to investigate new phenomena tuning the degree of coherence in the system. Experiments have explored regimes ranging from the coherent matter wave emission from a condensate loaded on a vertical standing wave [1], to the observation of number squeezed states [2], to the demonstration of a one-dimensional Josephson junctions array with a linear chain of condensates produced in an optical lattice [3], to the recent observation of a quantum phase transition in a condensate loaded in a 3D optical lattice [4]. The dynamical behavior of coherent matter waves in periodic potentials has also been the subject of extensive theoretical work. Different phenomena have been predicted including the formation of bright solitons and the appearance of various forms of instabilities where the usual long range phase coherence properties are lost [5, 6, 7, 8, 9, 10, 11].

In this paper we report on the experimental observation of the disruption of superfluidity in a linear array of ^{87}Rb condensates trapped in the combined potential of an optical standing wave superimposed on a harmonic magnetic trap.

We observe a transition from a regime in which the wavepacket coherently oscillates in the array to another one in which the condensates stop in the optical potential sites and lose their relative phase coherence. We also observe the appearance of an intermediate regime where no oscillations are visible while the relative phase coherence is not completely lost. In a previous experiment we have investigated the regime of small periodic potential height, showing that in this regime and for large atom numbers, the mechanism for superfluidity breakdown was in agreement with predictions based on the onset of the Landau instability [15]. In the present experiment we are exploring the dynamics of the system in the case of a large periodic potential height, where a modulational instability is expected to play a fundamental role [8, 9]. Furthermore, one can study the overall coherence of the system observing the phase evolution in the interferogram of the expanded array of condensates.

The experimental setup has been already described in [3]: a dilute vapor of ^{87}Rb atoms confined in a Ioffe-type magnetic trap in the ($F = 1$, $m_F = -1$) state is Bose condensed by the rf-evaporative cooling. Slightly above the condensation threshold, we superimpose to the harmonic magnetic trap a 1D optical standing wave. We then continue the evaporation process through the phase-transition temperature. The magnetic trap is cigar-shaped, with frequencies $\omega_z = 2\pi \times 9$ Hz and $\omega_r = 2\pi \times 90$ Hz along the axial and radial directions, respectively. The optical standing wave is superimposed to the magnetic potential, along the z -axis, and is created with a retroreflected collimated laser beam, detuned ~ 3 nm to the blue of the rubidium D1 transition at $\lambda = 795$ nm. The resulting periodic potential is $V_L = V_0 \cos^2(2\pi z/\lambda)$: the valleys of the potential are separated by $\lambda/2$ and the interwell energy barrier $V_0 = sE_R$ can be controlled by varying the intensity of the laser beam. $E_R = h^2/2m\lambda^2$ is the kinetic energy of an atom of mass m recoiling after absorbing one lattice photon. Typically, in our experiments, s ranges from 3 to 14 E_R , for such values, the condensate chemical potential μ , that ranges from 1.8 to 3.7 E_R , is smaller than V_0 and the system realizes

an array of weakly coupled condensates driven by an external harmonic field.

We drive the system out of equilibrium by a sudden displacement ($t_{dis} \ll 2\pi/\omega_z$) of the magnetic potential along the lattice axis. The ensuing dynamics is revealed by turning off, after different evolution times, both the magnetic and optical traps and imaging the atomic density distribution after an expansion time $t_{exp} = 27.8$ ms. During the expansion the different condensates, originally located at the nodes of the laser standing wave, overlap and interfere allowing to monitor their relative phases [16].

For small displacements we observe a superfluid regime that has been extensively studied both at zero temperature [3] and in the presence of a significant thermal fraction [17]. The condensates released from the traps show an interference pattern, consisting of three peaks, separated by a distance $d = 2ht_{exp}/m\lambda$, oscillating in phase, thus revealing the long-range coherence of the condensates across the entire optical lattice.

When we increase the displacement of the magnetic trap center for a fixed height of the optical barriers we observe a different behaviour: the center of mass of the atomic sample no longer oscillates but slowly moves towards the center of the magnetic potential where it subsequently stops. This is shown in Fig. 1 where we report the evolution of the center-of-mass position of the atomic cloud inside the combined trap for a barrier height of $5 E_R$ and displacements of $30 \mu\text{m}$ and $120 \mu\text{m}$. We reconstruct the center of mass motion in the trap from the images of the expanded cloud assuming ballistic expansion. We take data points at intervals of time small enough so as to assume the condensate moving in the combined trap with constant velocity during each time interval.

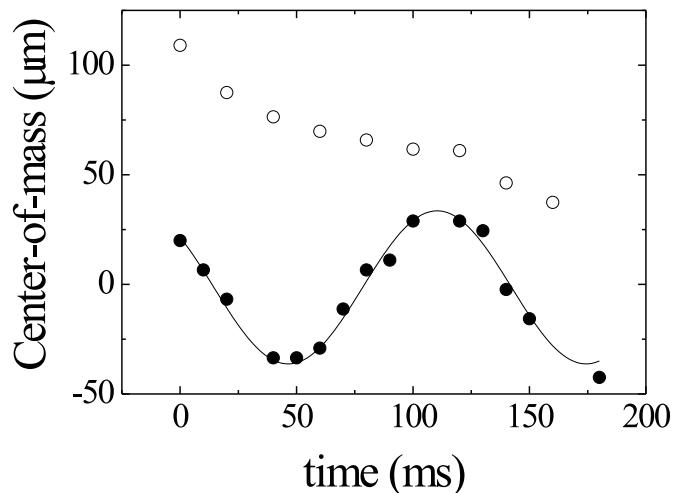


Figure 1. Position of the center-of-mass of the atomic cloud in the trap for an optical barrier height of $5 E_R$. Filled circles: displacement of $30 \mu\text{m}$; open circles: displacement of $120 \mu\text{m}$. The continuous line represents a fit to the “small displacement” data with a sine function.

For the larger displacement we also observe a vanishing of the visibility of the interference peaks demonstrating the loss of long-range coherence across the array.

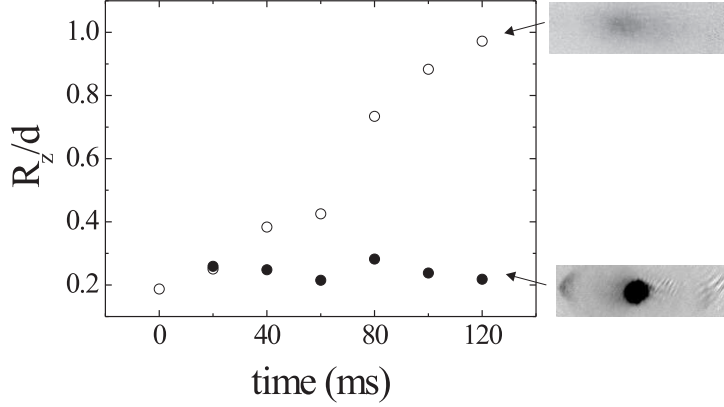


Figure 2. Axial width (R_z) of the interferogram central peak normalized to the peaks separation d as a function of time spent in the combined trap after the magnetic trap displacement for an optical barrier height of $5 E_R$. Filled circles: displacement of $30 \mu\text{m}$; open circles: displacement of $120 \mu\text{m}$. In the right part of the figure we show the observed interferogram at $t=120 \text{ ms}$ for the two displacements.

In Fig. 2 we report the evolution of the axial width R_z of the interferogram central peak normalized to the peaks separation d for the same conditions as in Fig. 1. While in the small amplitude coherent oscillation the axial width remains constant, in the larger displacement case it spreads out reaching the peak separation in $\sim 120 \text{ ms}$ when the interferogram is completely washed out. We remark that the vanishing of the interferogram is a dynamical effect and is not due to scattering of lattice photons. Indeed in the absence of displacement or even for small displacements we do not observe a deterioration of the interference contrast on the time scales of the experiment as shown in the right part of Fig. 2.

We have studied the crossover between this two dynamical regimes repeating the experiment varying the displacement for different optical lattice heights V_0 . In Fig. 3 we summarize the experimental results: the closed circles correspond to values of displacement and lattice depth for which we observe a coherent oscillation. The open circles identify conditions where we have the destruction of the oscillation and a slow, overdamped, motion toward the center of the magnetic trap. In the latter case, only for very large displacements we observe a complete vanishing of the interferogram.

We compare our results with the prediction for the onset of the dynamical instability recently proposed in [8] using the one dimensional Discrete Non-Linear Schrödinger equation (DNLS) model [5]. This treatment gives an analytical expression for the “critical” velocity v_{cr} to enter the dynamical instability regime. The $1D$ system is predicted to undergo a sudden transition from a regime with coherent oscillations

(*superfluid* regime) to one with pinning (*insulator*) when the phase difference between adjacent condensates $\Delta\phi(t)$ reaches $\pi/2$. In this case the relative phases start to run independently with different velocities, the phase coherence through the array is lost and the system behaves as an *insulator*. The system reaches this regime for a critical velocity

$$v_c = \frac{K\lambda}{\hbar}. \quad (1)$$

where K is proportional to the tunnelling rate between adjacent sites of the optical potential. In a harmonic potential this corresponds to a critical displacement:

$$\Delta z_{cr} = \frac{\lambda}{2} \sqrt{\frac{2K}{\Omega}} \quad (2)$$

where $\Omega = \frac{1}{2}m\omega_z^2(\frac{\lambda}{2})^2$ describes the magnetic potential energy of the condensates. Since the tunnelling rate K depends on V_0 , the critical displacement should depend on the height of the interwell potential: the greater V_0 is, the lower the tunnelling rate and the critical displacement are.

In Fig. 3 we report the DNLS prediction for the critical displacement (continuous line [18]). Effectively, the theoretical curve well divides the two dynamical regions observed in the experiment.

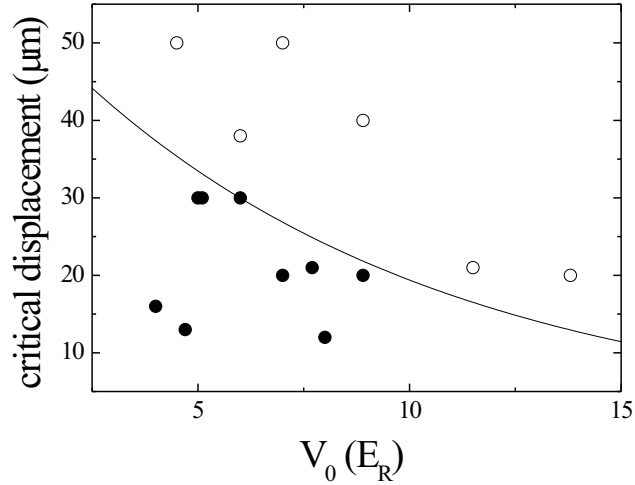


Figure 3. Comparison of experimental results with Eq. (2). Filled circles represent coherent oscillations (with coherent interferogram featuring the three peaks), empty circles denote pinned motions; continuous line results of Eq. (2).

From the experimental data (open circles in Fig. 3) we can also extract the maximum velocity reached by the system before entering the instability regime. In Fig. 4, we show the experimental maximum velocities measured as a function of the

optical potential height, in qualitative agreement with the theoretical prediction of Eq. (1) (continuous line).

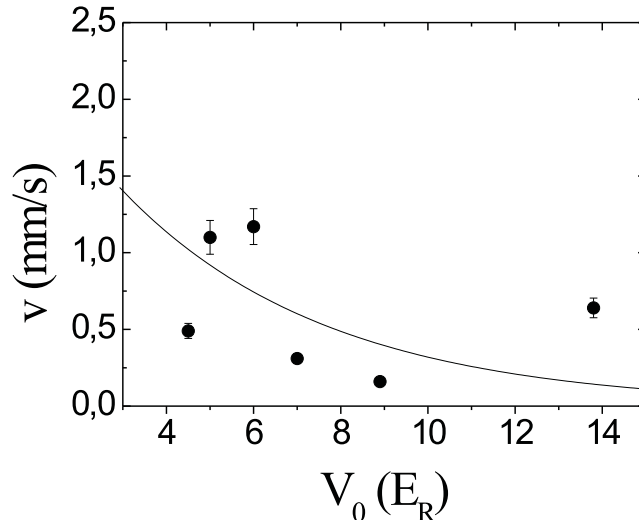


Figure 4. Critical velocity as a function of the optical lattice depth. The experimental results (filled circles) are compared with with Eq. (1) (continuous line).

We believe that the $1D$ model gives a reliable estimate for the onset of the loss of superfluidity, however it does not quantitatively describe the degradation of the interferogram in the present experimental setup. Actually, in the experiment, for values of displacement just above the predicted Δz_{cr} we could not observe a complete disruption of the interferogram but rather the appearance of more complex structures within the three visible peaks. We believe that this could be due to the excitation of radial modes that are obviously not included in the simple $1D$ model. A possible way to include such modes is to resort to a full numerical solution of the $3D$ Gross-Pitaevskii equation [19].

In conclusion, we have experimentally observed the transition between different regimes in an array of Josephson junctions realized with BECs trapped in a one dimensional optical lattice. The transition occurs between a *superfluid* and an *insulator* regime and is accompanied by a loss of coherence through the array even though each condensate in the array is still described by a coherent state. The experimental findings have been compared with the prediction of a one dimensional theoretical model [8] based on a discrete nonlinear Schrödinger equation where the transition is due to a dynamical instability taking place when the eigenfrequencies of the excitation spectrum become imaginary. This model is found to qualitatively describe the instability onset which occurs at a critical value of the displacement or, equivalently, when the velocity of the wavepacket's center of mass is larger than a critical velocity dependent on the tunnelling rate through the optical barriers. We have also observed that close to the transition the $1D$ model fails to describe the experimental results where the system behaves like an

insulator but coherence is still present through the array. We attribute this behavior to the excitation of radial modes that would require a full 3D simulation of the GPE.

A quantitative comparison between the critical velocity for the dynamical instability and the speed of sound in the presence of the optical lattice in the regime of high optical lattice to our knowledge is still lacking. We think that it will be very helpful to enlighten the role of this two instability regimes already discussed for the case of small lattice height in [9].

We are indebted to F. Minardi and S. Burger for their help in the initial stage of the experiment and for several discussions. We acknowledge A. Smerzi, A. Trombettoni, A. R. Bishop, P. G. Kevrekidis, M. Modugno, A. Tuchman and F. T. Arecchi for many fruitful discussions. Experimental evidences of a similar instability has also been found in [20].

This work has been supported by the EU under Contracts No. HPRI-CT 1999-00111 and No. HPRN-CT-2000-00125, by the MURST through the PRIN 1999 and 2001 Initiative, by the INFN Progetto di Ricerca Avanzata “Photon Matter”.

References

- [1] B. P. Anderson and M. A. Kasevich (1998) *Science* **282** 1686.
- [2] C. Orzel, A. K. Tuchman, M. L. Fenselau, M. Yasuda, and M. A. Kasevich (2001) *Science* **291** 2386.
- [3] F. S. Cataliotti, S. Burger, C. Fort, P. Maddaloni, F. Minardi, A. Trombettoni, A. Smerzi, and M. Inguscio (2001) *Science* **293** 843.
- [4] M. Greiner, O. Mandel, T. Esslinger, T. W. Hänsch, and I. Bloch (2002) *Nature* **415** 39.
- [5] A. Trombettoni and A. Smerzi (2001) *Phys. Rev. Lett.* **86** 2353.
- [6] J. C. Bronski, L. D. Carr, B. Deconinck, and J. N. Kutz (2001) *Phys. Rev. Lett.* **86** 1402; F. Kh. Abdullaev, B. B. Baizakov, S. A. Darmanyan, V. V. Konotop, and M. Salerno (2001) *Phys. Rev. A* **64** 043606; V. V. Konotop, and M. Salerno (2002) *Phys. Rev. A* **65**, 021602.
- [7] I. Carusotto, D. Embriaco, G. C. La Rocca (2002) *Phys. Rev. A* **65**, 053611(R).
- [8] A. Smerzi, A. Trombettoni, P. G. Kevrekidis, and A. R. Bishop (2002) *Phys. Rev. Lett.* **89**, 170402.
- [9] B. Wu and Q. Niu (2001) *Phys. Rev. A* **64**, 061603(R).
- [10] M. Cardenas, M. L. Chiofalo, and M. P. Tosi (2002) *Physica B* **322**, 116.
- [11] S. K. Adhikari, cond-mat/0208275; S. K. Adhikari, cond-mat/0211026; S. K. Adhikari, (2002) *Phys. Lett. A* **308**, 302.
- [12] Yu. S. Kivshar and M. Peyrard (1992) *Phys. Rev. A* **46**, 3198.
- [13] M. Peyrard, T. Dauxois, H. Hoyet, and C. R. Willis (1993) *Physica D* **68**, 104.
- [14] R. Morandotti, U. Peschel, J. S. Aitchison, H. S. Eisenberg, and Y. Silberberg (1999) *Phys. Rev. Lett.* **83**, 2726.
- [15] S. Burger, F. S. Cataliotti, C. Fort, F. Minardi, M. Inguscio, M. L. Chiofalo, M. Tosi (2001) *Phys. Rev. Lett.* **86** 4447; see also B. Wu and, Q. Niu Comment (2002) *Phys. Rev. Lett.* **89** 088901 and S. Burger et al. Reply (2002) *Phys. Rev. Lett.* **89** 088902.
- [16] P. Pedri, L. Pitaevskii, S. Stringari, C. Fort, S. Burger, F. S. Cataliotti, P. Maddaloni, F. Minardi, M. Inguscio (2001) *Phys. Rev. Lett.* **87** 220401.
- [17] F. Ferlaino, P. Maddaloni, S. Burger, F. S. Cataliotti, C. Fort, M. Modugno, and M. Inguscio (2002) *Phys. Rev. A* **66** 011604.
- [18] The critical displacement has been obtained from Eq.(2) using for the parameter K the results of numerical simulation provided by A. Trombettoni.

- [19] M. Modugno et al., work in progress.
- [20] M. A. Kasevich, private communication.