

On the Rapid Increase of Intermittency in the Near-Dissipation Range of Fully Developed Turbulence

Laurent Chevillard, Bernard Castaing, Emmanuel L  v  que
Laboratoire de Physique CNRS, Ecole Normale Sup  rieure de Lyon, Lyon, France

Intermittency, measured as $\log(F(r)/3)$ where $F(r)$ is the flatness of velocity increments at scale r , is found to rapidly increase as viscous effects intensify and eventually saturate at very small scales. This feature defines an intermediate range of scales between the inertial and dissipation ranges, that we shall call *near-dissipation range*. It is argued that intermittency is multiplied by a universal factor throughout the near-dissipation range, while the (logarithmic) extension of the near-dissipation range varies as $\sqrt{\log Re}$ with the Reynolds number. As a consequence, scaling properties of velocity increments in the near-dissipation range strongly depend on Re .

PACS numbers: 05.45.-a 47.27.-i 47.27.Eq 47.27.Gs 47.27.Jv

Statistics of turbulence are commonly investigated by means of (longitudinal) velocity increments $\delta v(r)$ across a distance, or scale, r . At $r \approx L_0$, where L_0 represents the characteristic scale of the stirring forces (integral scale), fluid motions are statistically independent and the probability density function (pdf) of $\delta v(r)$ is found nearly Gaussian. At smaller scales, intrinsic non-linear fluid dynamics operate and turbulent motions become intermittent; fluid activity comes in intense locally-organized motions embedded in a sea of relatively quiescent and disordered eddies [1]. As a consequence, the pdf of $\delta v(r)$ develops long tails and becomes strongly non-Gaussian. Deviations from the Gaussian shape may be quantified by the flatness defined as $F(r) \equiv \langle \delta v(r)^4 \rangle / \langle \delta v(r)^2 \rangle^2$. For a centered Gaussian distribution $F = 3$; as long tails develop F increases. $F(r)$ may therefore be roughly thought of as the ratio of intense to quiescent fluid motions at scale r , in that sense we shall assume that $\log(F(r)/3)$ provides a quantitative measure of intermittency [2].

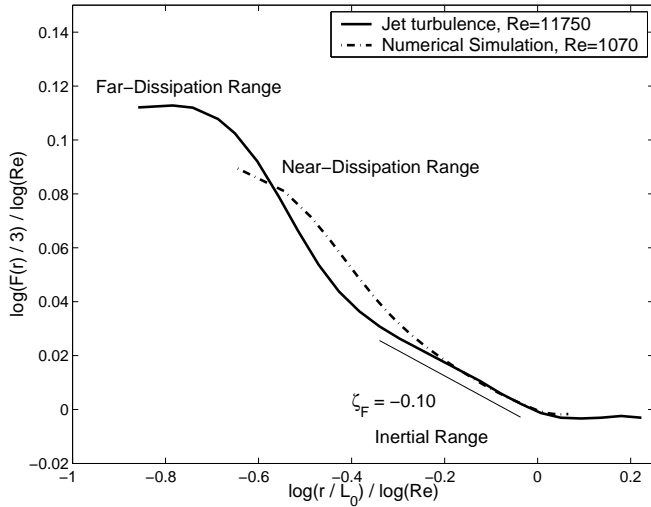


FIG. 1: Scale dependence of the flatness of longitudinal velocity increments for two different turbulent flows. $Re \equiv u_{rms} L_0 / \nu$ denotes the Reynolds number. u_{rms} is the root-mean-square velocity, L_0 is estimated as the integral of the velocity auto-correlation function, ν is the kinematic viscosity.

The normalized (to the Gaussian value) flatness is plotted as a function of the scale ratio r/L_0 for two turbulent flows in Fig. 1. Experimentally, a particular attention has been paid to the size of the hot-wire probe and to the signal-to-noise ratio. Small-scale velocity fluctuations are expected to be suitably resolved [3]. The “instantaneous Taylor hypothesis” has been used to estimate spatial velocity increments and reduce modulation effects [2, 3]. At scale $r \gtrsim L_0$, $F(r) \simeq 3$ in agreement with disordered fluid motions : There is no intermittency. At smaller scales, $F(r)$ displays a power-law dependence on r : Intermittency grows linearly with $\log(1/r)$. This scaling behavior is inherent to inertial fluid dynamics and defines the so-called inertial range. The exponent $\zeta_F \simeq -0.1$ is found consistent with already reported values for homogeneous and isotropic turbulence [4]. As viscous effects intensify, $F(r)$ exhibits a rapid increase and eventually saturates at very small scales. This rapid increase of intermittency, which occurs over a range of scales that we shall call near-dissipation range, is the main concern of this letter. Specifically, the Reynolds-number dependence of this phenomenon will be addressed.

There has been a considerable amount of work on intermittency in the inertial range (see [5] for a review). Dissipation-range intermittency has received much less attention. In 1967, Kraichnan conjectured “unlimited intermittency” for the velocity Fourier amplitudes at very high wavenumbers [6]. Although no proof was explicitly given for the Navier-Stokes equations, Frisch and Morf provided in 1981 strong mathematical arguments (occurrence of complex-time singularities) in support of Kraichnan’s conjecture [2]. Here, experimental and numerical data indicate that intermittency (for velocity increments) does exhibit a blow up in the beginning of the dissipation range but eventually saturates in the far-dissipation range. This suggests that molecular dissipation is actually capable of dominating hydrodynamical non-linearities and therefore preventing “unlimited intermittency”. It must be mentioned that a spurious limitation of intermittency may stem from a lack of accuracy (resolution) in velocity measurements [3]. Here, attention has been paid to reduce as much as possible these

effects.

Frisch and Vergassola suggested in 1991 that multifractal exponents of velocity increments, $\delta v(r) \sim r^h$, are successively turned-off as viscous effects intensify [7]: Only the strongest fluctuations (low h) survive while the others are extinguished by the viscosity. This mechanism therefore reinforces the contrast between intense and quiescent motions, and thus provides a phenomenological explanation for the increase of intermittency in the near-dissipation range. The saturation of intermittency eventually appears when the whole spectrum of exponents has been extinguished. In the present work, we propose to recast these arguments into a multiplicative-cascade framework. We shall demonstrate that it is possible to gain quantitative results on intermittency.

The build-up of intermittency along the whole range of excited scales is related to the distortion of the pdf of $\delta v(r)$. In order to account for this distortion let us formally introduce a random independent multiplier $\beta(\frac{r}{L_0})$ connecting the statistics of $\delta v(r)$ at scales r and L_0 :

$$\delta v(r) = \beta(\frac{r}{L_0})\delta v(L_0). \quad (1)$$

The integral scale L_0 is taken as the reference scale. We consider that $\beta(\frac{r}{L_0}) > 0$ and restrict our description to $|\delta v(r)|$. It can be established that

$$P_r(|\delta v|) = \int G_{r,L_0}(\log \beta) P_{L_0}(\frac{|\delta v|}{\beta}) \frac{d \log \beta}{\beta},$$

where P_r and G_{r,L_0} denote respectively the pdf of $|\delta v(r)|$ and $\log \beta(\frac{r}{L_0})$. P_{L_0} is Gaussian by construction; P_r is given by G_{r,L_0} . The distribution G_{r,L_0} is fully characterized by its whole set of cumulants. For our purpose, we will only focus on the mean

$$C_1(\frac{r}{L_0}) \equiv \langle \log \beta(\frac{r}{L_0}) \rangle \quad (2)$$

and the variance

$$C_2(\frac{r}{L_0}) \equiv \langle \log^2 \beta(\frac{r}{L_0}) \rangle - \langle \log \beta(\frac{r}{L_0}) \rangle^2. \quad (3)$$

Let us note that experimentally higher-order cumulants of $\log \beta(\frac{r}{L_0})$ are found small compared to $C_1(\frac{r}{L_0})$ and $C_2(\frac{r}{L_0})$, indicating that G_{r,L_0} is close to a Gaussian distribution [8, 9]. Anyhow, the exact shape of G_{r,L_0} is not relevant for the following analysis.

What can be said about $C_1(\frac{r}{L_0})$ and $C_2(\frac{r}{L_0})$? First of all, it is straightforward to derive from (1) :

$$\langle |\delta v(r)|^p \rangle = \langle |\delta v(L_0)|^p \rangle \exp \left(\sum_{n=1}^{\infty} C_n(\frac{r}{L_0}) \frac{p^n}{n!} \right).$$

In the inertial range $\langle |\delta v(r)|^p \rangle \sim r^{\zeta_p}$ [5]. $C_1(\frac{r}{L_0})$ and $C_2(\frac{r}{L_0})$ therefore behave as linear functions of $\log(\frac{r}{L_0})$ [8] : $C_1(\frac{r}{L_0}) = c_1 \log(\frac{r}{L_0})$ and $C_2(\frac{r}{L_0}) = c_2 \log(\frac{r}{L_0})$

where c_1 and c_2 are universal constants. The departure from the Kolmogorov's scaling law $\zeta_p = \frac{p}{3}$ is directly related to $c_2 < 0$, i.e. to the increasing width of G_{r,L_0} with decreasing r . In the far-dissipative range $\langle |\delta v(r)|^p \rangle \sim r^p$, which leads to $C_1(\frac{r}{L_0}) = \log(\frac{r}{L_0}) + C_1^{\text{diss.}}$ and $C_2(\frac{r}{L_0}) = C_2^{\text{diss.}}$, where $C_1^{\text{diss.}}$ and $C_2^{\text{diss.}}$ are Re -dependent constants. These inertial and far-dissipative behaviors match in the near-dissipation range.

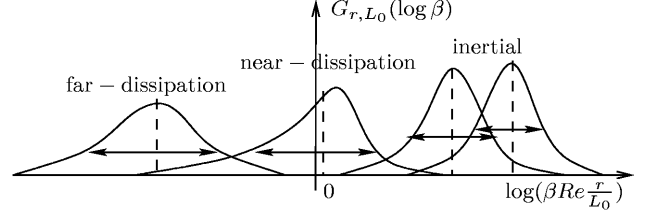


FIG. 2: Sketch of the distortion of the pdf of $\log \beta(\frac{r}{L_0})$ for r respectively in the inertial, near-dissipation and far-dissipation ranges. The width of the pdf increases rapidly when crossing the near-dissipation range.

Qualitatively, G_{r,L_0} is displayed in Fig. 2 as a function of $\log(\beta Re \frac{r}{L_0})$ for various scales r . $\beta Re \frac{r}{L_0}$ may be viewed as the *local Reynolds number* at scale r . Following Paladin and Vulpiani [10], viscous effects at scale r only affect fluctuations $|\delta v(r)|$ such that $\beta(\frac{r}{L_0}) Re \frac{r}{L_0} < 1$. By identifying $\beta(\frac{r}{L_0})$ with $(\frac{r}{L_0})^h$ one then recovers the h -dependent viscous cut-off proposed by Frisch and Vergassola: $\eta(h)/L_0 \sim Re^{-1/(1+h)}$. As viscosity strongly depletes the affected fluctuations, a significant stretching of the “negative part” of G_{r,L_0} , i.e. for $\log(\beta Re \frac{r}{L_0}) < 0$, follows (as sketched on Fig. 2). Viscous effects then lead to a strong distortion of G_{r,L_0} in the near-dissipation range; a significant increase of C_2 is expected.

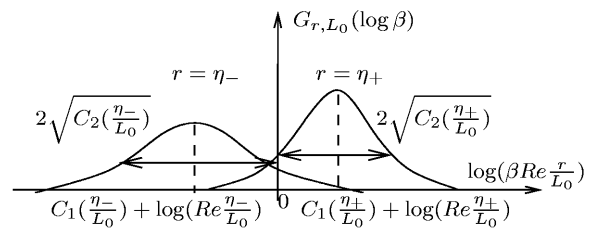


FIG. 3: Our definition of the near-dissipation range : $\eta_- < r < \eta_+$.

In order to pursue a more quantitative analysis, it is required to delimitate explicitly the near-dissipation range. To do so, let us introduce the two scales η_+ and η_- (see Fig. 3) given by

$$C_1(\frac{\eta_+}{L_0}) + \log(Re \frac{\eta_+}{L_0}) = \sqrt{C_2(\frac{\eta_+}{L_0})} \quad (4)$$

$$\text{and} \quad C_1(\frac{\eta_-}{L_0}) + \log(Re \frac{\eta_-}{L_0}) = -\sqrt{C_2(\frac{\eta_-}{L_0})}. \quad (5)$$

According to previous considerations, η_+ can be roughly considered as the lower bound of the inertial range and η_- as the upper bound of the far-dissipation range. In other words, $\eta_- < r < \eta_+$ may be viewed as the near-dissipation range; this will be our definition.

Within the present framework, it seems natural to match the inertial-range and far-dissipation-range scalings of $C_1(\frac{r}{L_0})$ at the characteristic scale η given by $C_1(\frac{\eta}{L_0}) + \log(Re \frac{\eta}{L_0}) = 0$ (see Fig. 2). By taking $c_1 = \frac{1}{3}$, one then recovers the definition of Kolmogorov's scale

$$\log(\frac{\eta}{L_0}) = -\frac{3}{4} \log Re,$$

and $C_1^{\text{diss.}} = \frac{1}{2} \log Re$. It follows from (4) and (5)

$$\frac{\sqrt{C_2(\frac{\eta_+}{L_0})}}{\sqrt{C_2(\frac{\eta_-}{L_0})}} = \frac{\frac{4}{3} \log(\frac{\eta_+}{L_0}) + \log Re}{-2 \log(\frac{\eta_-}{L_0}) - \frac{3}{2} \log Re} = \frac{\frac{4}{3} \log(\frac{\eta_+}{\eta_-})}{2 \log(\frac{\eta_+}{\eta_-})}.$$

Furthermore, by considering that G_{η_-, L_0} results from the distortion of G_{η_+, L_0} one obtains

$$2\sqrt{C_2(\frac{\eta_+}{L_0})} = \frac{4}{3} \log(\frac{\eta_+}{\eta_-}) \quad \text{and} \quad 2\sqrt{C_2(\frac{\eta_-}{L_0})} = 2 \log(\frac{\eta_+}{\eta_-}).$$

This yields $\log(\frac{\eta_+}{\eta_-}) = \log(\frac{\eta}{\eta_-})$ or

$$\eta = \sqrt{\eta_+ \eta_-}.$$

In logarithmic coordinates, the Kolmogorov's dissipative scale lies at the center of the near-dissipation range; it separates the inertial and far-dissipation ranges [11]. This calculation finally leads to the ‘‘amplification law’’

$$C_2(\frac{\eta_-}{L_0}) = \frac{9}{4} C_2(\frac{\eta_+}{L_0}), \quad (6)$$

which characterizes the increase of intermittency in the near-dissipation range.

The $\frac{9}{4}$ factor relies on the (reasonable) assumption that first-order statistics follow Kolmogorov's scaling, i.e. $c_1 = \frac{1}{3}$ (intermittency correction is omitted). By keeping c_1 as a free parameter, the multiplicative factor would express as $4/(1+c_1)^2$. Interestingly, this result is independent of the Reynolds number. The ‘‘amplification law’’ is tested in Fig. 4 and the agreement is very satisfactory. In the far-dissipation range, $C_2(\frac{r}{L_0})$ saturates in agreement with the limitation of intermittency. However, it should be noticed that the center of the near-dissipation range does not coincide with Kolmogorov's dissipative scale defined as $\log(\frac{\eta}{L_0}) = -\frac{3}{4} \log Re$ (see Fig. 1 and 4). This discrepancy may stem from the requirement to include an order-one multiplicative coefficient in the definition of the Reynolds number, as already suggested in [12]. As Re increases this discrepancy should vanish.

At high Reynolds number, $\sqrt{C_2(\frac{\eta_+}{L_0})}$ becomes negligible compared to $\log Re$. It follows from (4), (5) and (6)

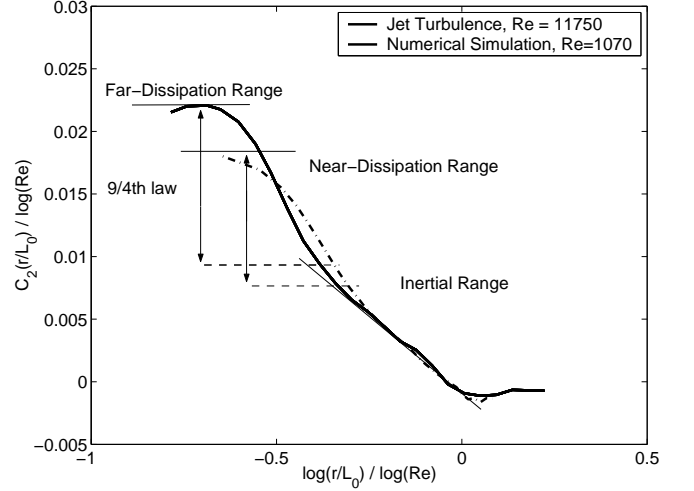


FIG. 4: Scaling behavior of $C_2(\frac{r}{L_0})$ for the turbulent jet and the numerical simulation. The ‘‘amplification law’’ (6) is well satisfied. From definition $C_2(\frac{r}{L_0}) \equiv (\langle \log^2 |\delta v(r)| \rangle - \langle \log |\delta v(r)| \rangle^2) - (\langle \log^2 |\delta v(L_0)| \rangle - \langle \log |\delta v(L_0)| \rangle^2)$.

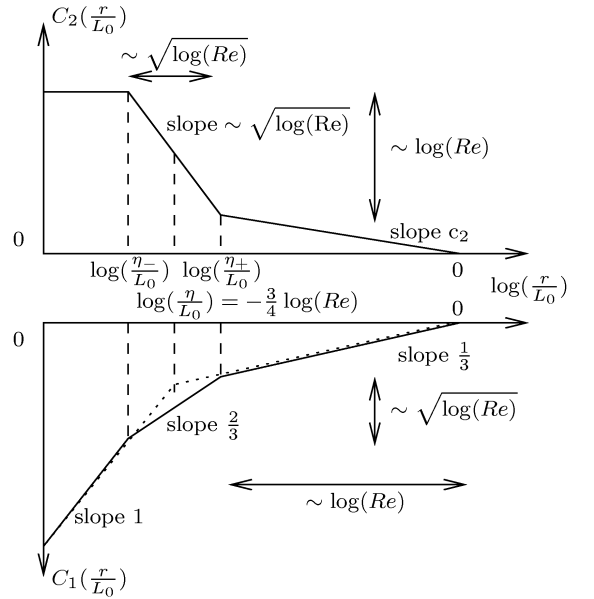


FIG. 5: Sketch of the scaling behavior of $C_1(\frac{r}{L_0})$ and $C_2(\frac{r}{L_0})$ at high Reynolds number.

that $\eta_+ \approx \eta_- \approx \eta$ at leading order in $\log Re$. This yields

$$\begin{aligned} C_2(\frac{\eta_-}{L_0}) - C_2(\frac{\eta_+}{L_0}) &\sim \log Re, \\ C_1(\frac{\eta_-}{L_0}) - C_1(\frac{\eta_+}{L_0}) &\approx -\frac{2}{3} \log(\frac{\eta_+}{\eta_-}) \\ \text{with } \log(\frac{\eta_+}{\eta_-}) &\sim \sqrt{\log Re}. \end{aligned}$$

These behaviors are sketched in Fig. 5. One obtains that the (logarithmic) extension of the near-dissipation

range ($\sim \sqrt{\log Re}$) becomes negligible compared to the extension of the inertial range ($\sim \log Re$). This is indeed consistent with the tendency observed in Fig. 1 and 4. Importantly, this description reveals that the scaling properties of velocity increments do depend on the Reynolds number in the near-dissipation range.

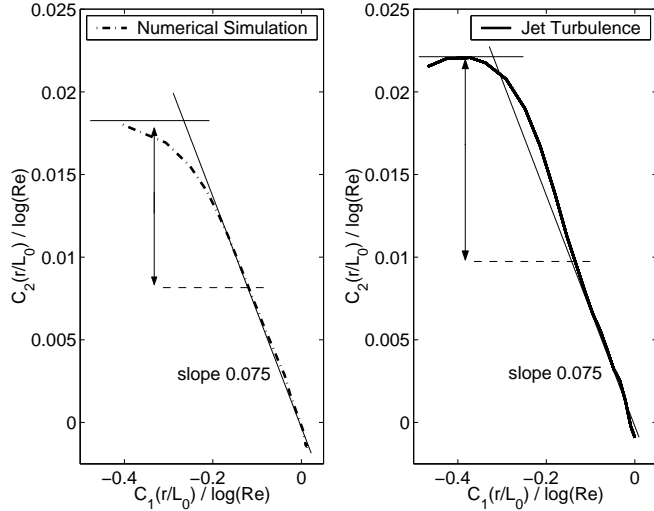


FIG. 6: $C_2(\frac{r}{L_0})$ versus $C_1(\frac{r}{L_0})$. From definition $C_1(\frac{r}{L_0}) = \langle \log |\delta v(r)| \rangle - \langle \log |\delta v(L_0)| \rangle$.

An implication of this description concerns the property of Extended Self-Similarity (ESS) [13]. When plotting a velocity-increment moment against another, ESS refers to power-law dependencies being recovered over an extended range of scales, compared to the inertial range. In our framework, it implies that $C_2(\frac{r}{L_0})$ should necessarily depend linearly on $C_1(\frac{r}{L_0})$ over the whole range of self-similarity (expected wider than the inertial range). This linearity is trivially satisfied in the inertial range with $C_2(\frac{r}{L_0}) = (\frac{c_2}{c_1})C_1(\frac{r}{L_0})$. However it can not pertain in the near-dissipation range (at high Re) according to Fig. 5. Experimental results are displayed in Fig. 6. For the numerical simulation ($Re = 1070$), ESS is well satisfied. For the jet experiment ($Re = 11750$), a small departure from the linear behavior may be claimed in the near-dissipation range, in agreement with the present theoretical arguments. Interestingly, one gets that the relative scaling range is wider for the lower Re . This result emphasizes on the fact that ESS is essentially a

low-Reynolds-number feature, as already suggested by Meneveau [14], which deteriorates as Re increases, and may then make the estimation of relative scaling exponents hazardous.

Intermittency has been related to $\log(F(r)/3)$ in the introduction. From (1) one can derive

$$\log\left(\frac{F(r)}{3}\right) = \sum_{p \geq 2} C_p\left(\frac{r}{L_0}\right) \left(\frac{2^{2p}}{p!} - \frac{2^{p+1}}{p!}\right), \quad (7)$$

where $C_p(\frac{r}{L_0})$ denotes the p -th order cumulant of $\log \beta(\frac{r}{L_0})$. By neglecting contributions from $p \geq 3$ in (7), one obtains $\log(F(r)/3) \approx 4C_2(\frac{r}{L_0})$ [8]. Fig. 1 and Fig. 4 are indeed very similar. One may therefore consider that $C_2(\frac{r}{L_0})$ provides an alternative measure of intermittency, less intuitive than $\log(F(r)/3)$ but physically more tractable.

Finally, it is relatively direct to generalize the previous analysis to N -order velocity increments; $\delta^{(1)}v(r) = v(x+r) - v(x)$, $\delta^{(2)}v(r) \equiv v(x+r) - 2v(x+\frac{r}{2}) + v(x)$, ... Inertial-range scaling laws are preserved, i.e. $\langle |\delta^{(N)}v(r)|^p \rangle \sim r^{\zeta_p}$, but $\langle |\delta^{(N)}v(r)|^p \rangle \sim r^{Np}$ in the far-dissipative range. The definition of the near-dissipation is unchanged but the “amplification law” becomes

$$C_2^{(N)}\left(\frac{\eta_-}{L_0}\right) = \frac{9}{4} \left(\frac{N+1}{2}\right)^2 C_2^{(N)}\left(\frac{\eta_+}{L_0}\right), \quad (8)$$

and thus explicitly depends on the order of the velocity increment.

As a conclusion, this approach allows us to draw a unified picture of velocity-increment intermittency from the integral scale to the smallest excited scales of motions. It emphasizes on the non-universal behavior of statistics in the near-dissipation range; scaling properties depend on the Reynolds number and on the order of velocity increments (or wavelet coefficients).

Acknowledgments

We thank C. Baudet for providing us the experimental data. We are grateful to J.-F. Pinton for critical comments. Numerical simulations were performed on IBM SP3 at the CINES, Montpellier (France).

-
- [1] Z.-S. She, E. Jackson, and S. A. Orszag, Proc. R. Soc. London A **434**, 101 (1991).
 - [2] U. Frisch and R. Morf, Phys. Rev. A **23** (5), 2673 (1981).
 - [3] O. Chanal, B. Chabaud, B. Castaing, and B. Hébral, Eur. Phys. J. B **17**, 301 (2000).
 - [4] N. Cao, S. Chen, and Z.-S. She, Phys. Rev. Lett. **76**, 3711 (1996).
 - [5] U. Frisch, Turbulence: the legacy of Kolmogorov (Cambridge University Press, England, 1995).
 - [6] R. H. Kraichnan, Phys. of Fluids **10**, 2080 (1967).
 - [7] U. Frisch and M. Vergassola, Europhys. Lett. **14**, 439 (1991).
 - [8] A. Arneodo, S. Manneville, and J.-F. Muzy, Eur. Phys. J. B **1**, 129 (1998).

- [9] J. Delour, J.-F. Muzy, and A. Arneodo, Eur. Phys. J. B **23**, 243 (2001).
- [10] G. Paladin and A. Vulpiani, Phys. Rev. A **35**, 1971 (1987).
- [11] A. N. Kolmogorov, C. R. Acad. Sci. USSR **30**, 301 (1941).
- [12] D. Lohse, Phys. Rev. Lett. **73** (**24**), 3223 (1994).
- [13] R. Benzi, S. Ciliberto, R. Tripiccone, C. Baudet, F. Massaioli, and S. Succi, Phys. Rev. E **48**, 29 (1993).
- [14] C. Meneveau, Phys. Rev. E **54**, 3657 (1996).