

Drift-diffusion model for spin-polarized transport in a non-degenerate 2DEG controlled by a spin-orbit interaction.

Semion Saikin

Center for Quantum Device Technology, Clarkson University, Potsdam, NY 13699, USA

Department of Theoretical Physics, Kazan State University, Kazan 420008, Russia

We derive drift-diffusion equations for spin-polarized electron transport in a III-V semiconductor single quantum well using the Wigner function representation. Electron spin dynamics is controlled by linear in momentum spin-orbit interaction. A set of transport equations is defined in terms of the particle density, spin density, and respective fluxes. As an example, we consider a stationary solution for a heterostructure grown along the (0, 0, 1) crystallographic direction. Due to the interplay of the Rashba and Dresselhaus spin-orbit terms the spin dynamics strongly depends on the transport direction. The derived model can be useful for modeling of spintronic devices utilizing spin-orbit interaction in semiconductor heterostructures.

Introduction.

Spin-dependent properties of electron transport in semiconductors have recently attracted significant attention of the scientific community in connection with developing field of magneto-electronics or spintronics [1-4]. In comparison with magneto-electronic devices utilizing giant magnetoresistance and tunneling magnetoresistance effects in layered ferromagnetic-metal structures [5], semiconductor spintronic devices promise to be more universal in application due to the ability to adjust potential variation and spin polarization in an active region of the spin devices by external voltages and doping profiles [6-8]. Different designs of transistors and spin-filtering devices utilizing control for the spin polarization in semiconductor structures have been proposed [9-18].

One of the crucial phenomena for spintronic devices is an uncontrollable loss of a non-equilibrium spin polarization owing to spin-environment interactions. As a result, the

functionality of most of devices should be highly sensitive to temperature, magnetic impurities, external electric and magnetic fields. The detailed examination of transport in semiconductor structures is required for modeling of realistic spintronic devices.

In this work we study spin-polarized transport in a two dimensional non-degenerate electron gas (2DEG) in III-V semiconductor heterostructures. Since the seminal proposal for the spin field effect transistor (Spin-FET) by Datta and Das [9] utilization of the spin-orbit interaction to modulate spin dynamics in spintronic devices remains an attractive idea [12-16]. One of the major problems for the Spin-FET realization is that the spin-orbit interaction, exploited for the gate control of the spin polarization [9], produces the strong D'yakonov-Perel' spin relaxation mechanism [19,20] in the presence of momentum scattering. In the recent proposal for a non-ballistic Spin-FET [16], Schliemann, Egues, and Loss have shown, that in some cases the spatial electron motion and the spin evolution can be decoupled due to the interplay of the Rashba [21] and Dresselhaus [22] spin-orbit interaction terms. Therefore the operational regime of devices utilizing spin-orbit interaction is not limited by the ballistic transport and can be extended to drift-diffusion.

The general drift-diffusion approach for the spin-polarized transport is based on the two, spin-up and spin-down, states model, originally developed for ferromagnetic metals [23,24]. Though it can be useful for investigation of broad class of transport problems in semiconductors [6-8], it is inapplicable when quantum superposition, spin-up-down, state plays an important role in the device operation [9]. The spin density matrix or spin polarization vector description of spin state [25-27] is more appropriate for this case.

In our model we use the Wigner function representation for an electron with spin [28]. This approach was utilized before for different transport problems including effects of quantum potential [29], quantum collision [30] and electron transport in magnetic field [31]. Recently it has been applied for spin-polarized electron transport in semiconductor heterostructures in the ballistic regime [32]. We consider the semiclassical transport regime where collisions with phonons and impurities controls transport properties. We show that in this model the Wigner function transport equation can be reduced to the set of drift-diffusion equations for the particle density, particle current, spin density and spin current.

Model.

In most of spintronic devices utilizing spin-orbit interaction in semiconductor heterostructures for the control of a spin polarization [9,12,14-16], electrons are confined by the effective potential in the direction orthogonal to the semiconductor interface and propagate in the plane of a heterostructure. The effective mass Hamiltonian for an in-plane electron motion in the one subband approximation is

$$H = \frac{\mathbf{p}^2}{2m^*} + V(\mathbf{r}) + H_{\text{SO}}, \quad (1)$$
$$H_{\text{SO}} = \mathbf{p} \mathbf{A} \boldsymbol{\sigma}.$$

It is assumed that the electron motion in the direction of quantization can be decoupled from the motion in the plane of a quantum well (QW), and the electron kinetic energy is small in comparison with the subband splitting. The shape of the conduction band is assumed parabolic. Operators of the electron momentum, \mathbf{p} , and the spatial position, \mathbf{r} , are defined as two dimensional vectors in the plane of QW, while the spin operator, $\boldsymbol{\sigma}$, is a 3-dimensional vector. The potential, $V(\mathbf{r})$, corresponds to interaction with an electric field oriented in the plane of QW. The spin-orbit interaction term, H_{SO} , is written in a general dyadic form linear in an electron momentum. This term is assumed small in comparison with other terms in Hamiltonian, H . Matrix elements $A_{j\alpha}$ are constants of a spin-orbit interaction, coupling j -th component of momentum with α -th component of spin. Here, and in the following text, we use Arabic letters to index vector or matrix components in spatial dimensions and Greek letters to index components in the spin space. We define the z axis of a spatial coordinate system as an orthogonal to the QW plane, while an orientation of a spin coordinate system is left non-specified. An arbitrary rotation of a spin coordinate system will affect the form of the spin-orbit coupling matrix \mathbf{A} , but not the general representation (1).

An arbitrary state of an electron with spin can be described by the density matrix operator, $\rho(\mathbf{r}, \mathbf{r}', s, s', t)$, which is dependent on two coordinate variables and two spin variables. After the transformation to the new spatial representation,

$$\mathbf{R} = (\mathbf{r} + \mathbf{r}')/2, \quad (2)$$
$$\Delta \mathbf{r} = \mathbf{r} - \mathbf{r}',$$

the equation for a density matrix will be

$$i\hbar \frac{\partial \rho}{\partial t} = -\frac{\hbar^2}{m^*} \sum_j \frac{\partial^2 \rho}{\partial R_j \partial \Delta r_j} + (V(\mathbf{R} + \Delta \mathbf{r}/2) - V(\mathbf{R} - \Delta \mathbf{r}/2))\rho + \frac{i}{2} \sum_{j,\alpha} A_{j\alpha} \left\{ \sigma_\alpha, \frac{\partial \rho}{\partial R_j} \right\} + i \sum_{j,\alpha} A_{j\alpha} \left[\sigma_\alpha, \frac{\partial \rho}{\partial \Delta r_j} \right]. \quad (3)$$

The effect of spin-orbit interaction is introduced by the last two terms in Eq. (3), where $[\sigma, \dots]$ and $\{\sigma, \dots\}$ are commutator, and anticommutator with the Pauli spin matrixes respectively. Following the standard transformation to the Wigner function [28,32],

$$W_{ss'}(\mathbf{R}, \mathbf{k}, t) = \int \rho(\mathbf{R}, \Delta \mathbf{r}, s, s', t) e^{-ik\Delta \mathbf{r}} d^2 \Delta \mathbf{r}, \quad (4)$$

and assuming that the potential, $V(\mathbf{r})$, varies slowly and smoothly with the position \mathbf{r} , we obtain the transport equation for a single electron with spin

$$\frac{\partial W}{\partial t} + \frac{1}{2} \left\{ v_j, \frac{\partial W}{\partial x_j} \right\} - \frac{1}{\hbar} \frac{\partial V}{\partial x_j} \frac{\partial W}{\partial k_j} + ik_j [v_j, W] = \text{St}W. \quad (5)$$

At the right hand side of Eq. (5) we have included the phenomenological scattering term, $\text{St}W$, responsible for interactions of an electron with phonons and non-magnetic impurities. Unlike the works [25,33] we are interested in a transport regime where the electron-electron interaction produces small effects on the spin dynamics in comparison with the effects of phonon and impurity scattering [19,20]. In this case we will follow the conventional assumption that Eq. (5) is applicable for a system of electrons.

In the spin space the velocity operator,

$$v_j = \frac{1}{\hbar} \frac{\partial H}{\partial k_j}, \quad (6)$$

and the Wigner function, W , are (2×2) matrixes, while the potential, $V(\mathbf{r})$, and the electron wave vector \mathbf{k} are scalar variables. The last term on the left hand side of Eq. (5) expresses the spin rotation. Matrix equation (5) can be projected to the set of Pauli matrixes, σ_α , and unity matrix, I , using the following relations for the Wigner function [30]

$$W = \frac{1}{2} (W_n I + W_{\sigma_\alpha} \sigma_\alpha), \quad (7)$$

and velocity operator

$$v_j = (v_n^j I + v_{\sigma_\alpha}^j \sigma_\alpha),$$

$$v_n^j = \hbar k_j / m^*, \quad v_{\sigma_\alpha}^j = A_{j\alpha} / \hbar. \quad (8)$$

In the zero order of approximation on the spin-orbit coupling constant, $A_{j\alpha}$, scattering events do not couple different spin components of the Wigner function. The collision term possesses semiclassical form

$$\text{St}W(\mathbf{R}, \mathbf{k}, t) = \int S(\mathbf{k}, \mathbf{k}') (W(\mathbf{R}, \mathbf{k}', t) - W(\mathbf{R}, \mathbf{k}, t)) d^2 k', \quad (9)$$

where $S(\mathbf{k}, \mathbf{k}')$ is the transition rate for electrons without spin. We use the relaxation time approximation for Eq. (9) with the same set of assumptions, what usually is applied for transport in III-V semiconductors [34]. Corrections to the collision term, $\text{St}W$, linear in the spin-orbit interaction [35], mix spin polarized components of the Wigner function, W_σ , with the non-polarized function, W_n , and produce the effect of an electron spin polarization by an in-plane electric field [35-37, 26]. We do not consider this effect owing to the assumption that the spin-orbit interaction is small in comparison with the electron kinetic energy.

To get drift-diffusion transport equations in terms of macroscopic variables we apply moment expansion procedure [38] to Eq. (5). The (2×2) matrixes of the particle density and current density at the position \mathbf{R} are defined as

$$n(\mathbf{R}) = \int W d^2 k, \quad (10)$$

and

$$J_j(\mathbf{R}) = \frac{1}{2} \int \{v_j, W\} d^2 k, \quad (11)$$

respectively. Similarly to Eqs. (7) and (8) these matrix variables are projected to the set of the basis matrixes (σ_α , $\alpha=x,y,z$ and I) to get relations for the particle density, spin density, particle current density, and spin current density [25]

$$\begin{aligned} n_n &= \int W_n d^2k, \\ n_{\sigma_\alpha} &= \int W_{\sigma_\alpha} d^2k, \end{aligned} \quad (12)$$

$$\begin{aligned} J_n^j &= \int (v_n^j W_n + v_{\sigma_\alpha}^j W_{\sigma_\alpha}) d^2k, \\ J_{\sigma_\alpha}^j &= \int (v_n^j W_{\sigma_\alpha} + v_{\sigma_\alpha}^j W_n) d^2k. \end{aligned} \quad (13)$$

The vector of the spin density can be expressed as $n_\sigma(\mathbf{R}) = n_n(\mathbf{R})\mathbf{P}(\mathbf{R})$, where $\mathbf{P}(\mathbf{R})$ is, normalized to one, spin polarization vector [39] of a small area, d^2r , of 2DEG at the position \mathbf{R} . The $n_\sigma(\mathbf{R})$ corresponds to the density of magnetic moment as $\boldsymbol{\mu}(\mathbf{R}) = -g\mu_B n_\sigma(\mathbf{R})$. We assume that the vectors of particle and spin currents, Eq. (13), can be written using the average flow velocity, $\langle v_j \rangle$, as

$$\begin{aligned} J_n^j &= \langle v_j \rangle n_n + (v_{\sigma_\alpha}^j - \hbar \langle \Delta k_{\sigma_\alpha}^j \rangle / m^*) n_{\sigma_\alpha}, \\ J_{\sigma_\alpha}^j &= \langle v_j \rangle n_{\sigma_\alpha} + (v_{\sigma_\alpha}^j - \hbar \langle \Delta k_{\sigma_\alpha}^j \rangle / m^*) n_n, \end{aligned} \quad (14)$$

An additional parameter, $\langle \Delta k_{\sigma_\alpha}^j \rangle$, is introduced to define an electron spin-polarized state. For electrons injected from a ferromagnetic contact to QW it is simple to show that $\langle \Delta k_{\sigma_\alpha}^j \rangle = m^* v_{\sigma_\alpha}^j / \hbar$, see Fig. 1(a), owing to the particle density and current density conservation at the interface [40]. Another possible electron spin-polarized state has been considered in the work by Mishchenko and Halperin [32], where $\langle \Delta k_{\sigma_\alpha}^j \rangle = 0$, Fig. 1(b).

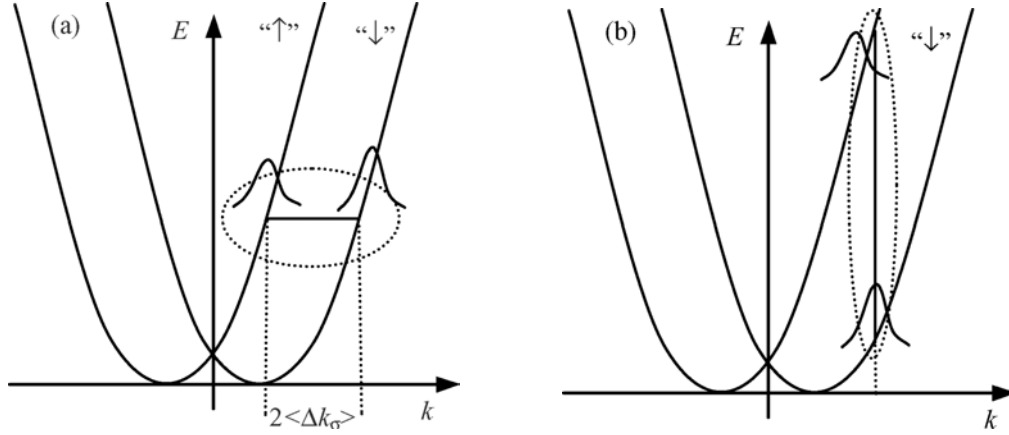


Figure 1. Different electron spin-polarized states, (a) electron state created with the energy conservation, (b) electron state created with the wave vector conservation.

In this work we study the first case, where electron spin-polarized state is created with a constant energy rather than a constant electron wave vector. Moreover, we assume that the electron state is inhomogeneously broadened in the momentum space due to temperature effects, and electron velocity can be expanded about the macroscopic flux velocity as

$$v_j = \langle v_j \rangle + \delta v_j. \quad (15)$$

The particle and spin conservation equations are obtained by integration of Eq. (5) over an electron wave vector

$$\begin{aligned} \frac{\partial n_n}{\partial t} + \frac{\partial J_n^j}{\partial x_j} &= 0, \\ \frac{\partial n_\sigma}{\partial t} + \frac{\partial J_\sigma^j}{\partial x_j} - \frac{2m^*}{\hbar} [v_\sigma^j \times J_\sigma^j] &= 0. \end{aligned} \quad (16)$$

The effect of spin-orbit interaction appears in the second equation as the rotational term, where $[a_\sigma \times b_\sigma]$ is used for a vector multiplication in the spin space. This term is proportional to the average flow velocity unlike the case of spin-polarized transport in an external magnetic field [27], where rotation frequency is a constant, defined by an external field. The drift-diffusion equations for the particle and spin currents are derived applying the operator

$$\frac{1}{2} \int \{v^j, \dots\} d^2k, \quad (17)$$

to Eq. (5). Assuming the conventional relation, $\langle \delta v_n^j \delta v_n^l \rangle = \delta_{jl} kT / m^*$, we obtain the particle current density and spin current density

$$\begin{aligned} J_n^j &= -\frac{\tau}{m^*} \left(kT \frac{\partial n_n}{\partial x_j} + \frac{\partial V}{\partial x_j} n_n \right), \\ J_\sigma^j &= -\frac{\tau}{m^*} \left(kT \frac{\partial n_\sigma}{\partial x_j} + \frac{\partial V}{\partial x_j} n_\sigma - \frac{2m^* kT}{\hbar} [v_\sigma^j \times n_\sigma] \right). \end{aligned} \quad (18)$$

In Eq. (18) we neglected by terms quadratic in v_σ^j mixing polarized and non-polarized components of current. The term proportional to $[v_\sigma^j \times n_\sigma]$ is responsible for the D'yakonov-Perel' spin relaxation [19]. Within the applied approximations the equations (16) and (18) do not mix electron transport in different spatial directions. Therefore, the spin-polarized transport in 2DEG can be considered as 1D problem. The set of the drift-diffusion transport equations (16) and (18) for spin polarized electrons in the presence of linear in momentum the spin-orbit interaction term is the main result of this work. To include effects of an electron-electron interaction in the effective field approximation the transport equations (16) and (18) should be supplemented by the Poisson equation.

Examples and discussion.

We apply the derived equations for transport in an asymmetric single QW grown in (0, 0, 1) direction in the crystallographic axes. The electric field in the plane of QW is assumed homogeneous and equal to the external field, E . The x axis of the spatial coordinate system is oriented along the electric field and forms angle ξ with the (1, 0, 0) crystallographic direction in the xy plane. The spin-orbit interaction term, linear in an electron wave vector, is

$$\begin{aligned} H_{\text{SO}} &= k_x (\sigma_y (\beta \langle k_z^2 \rangle \sin 2\xi - \eta) - \sigma_x \beta \langle k_z^2 \rangle \cos 2\xi) + \\ & k_y (\sigma_x (\beta \langle k_z^2 \rangle \sin 2\xi + \eta) + \sigma_y \beta \langle k_z^2 \rangle \cos 2\xi), \end{aligned} \quad (19)$$

where the spin coordinate system is oriented parallel to the spatial one. Parameters η and β are Rashba [21] and Dresselhaus [22] spin-orbit coupling constants respectively. For the following derivation we specify a new spin coordinate system. The z spin axis is parallel to the effective magnetic field, produced by the spin-orbit interaction, Eq. (19), for an electron with the wave vector $(k_x, 0, 0)$. The y spin axis is orthogonal to the QW plane. In this coordinate system the spin-orbit term, H_{SO} , Eq. (1), is

$$\begin{aligned} H_{\text{SO}} &= A_{xz}k_x\sigma_z + (A_{yx}\sigma_x + A_{yz}k_y\sigma_z)k_y, \\ A_{xz} &= \sqrt{\eta^2 + (\beta\langle k_z^2 \rangle)^2 - 2\eta\beta\langle k_z^2 \rangle} \sin 2\xi, \\ A_{yx} &= ((\beta\langle k_z^2 \rangle)^2 - \eta^2) / A_{xz}, \\ A_{yz} &= -2\eta\beta\langle k_z^2 \rangle \cos 2\xi / A_{xz}. \end{aligned} \quad (20)$$

Within the utilized notation the spin polarization of electrons propagating parallel the x axis will precess about the z spin axis. In the case of Rashba spin-orbit interaction only, $\eta \neq 0$, $\beta = 0$, the z spin axis is oriented along the y spatial axis. For non-zero Dresselhaus term, $\eta = 0$, $\beta \neq 0$, it is parallel to the x axis.

The drift-diffusion spin transport equation is

$$\frac{\partial n_{\sigma}}{\partial t} - \mathbf{D} \frac{\partial^2 n_{\sigma}}{\partial x^2} - \boldsymbol{\alpha} \frac{\partial n_{\sigma}}{\partial x} + \boldsymbol{\beta} n_{\sigma} = 0, \quad (21)$$

where

$$\begin{aligned} \mathbf{D} &= \begin{pmatrix} D & 0 & 0 \\ 0 & D & 0 \\ 0 & 0 & D \end{pmatrix}, \quad \boldsymbol{\alpha} = \begin{pmatrix} \mu E & 2B_{xz}D & 0 \\ -2B_{xz}D & \mu E & 0 \\ 0 & 0 & \mu E \end{pmatrix}, \\ \boldsymbol{\beta} &= \begin{pmatrix} D(B_{xz}^2 + B_{yz}^2) & -\mu E B_{xz} & -B_{yx}B_{yz}D \\ \mu E B_{xz} & D(B_{xz}^2 + B_{yx}^2 + B_{yz}^2) & 0 \\ -B_{yx}B_{yz}D & 0 & DB_{yx}^2 \end{pmatrix}, \end{aligned} \quad (22)$$

$$D = \frac{kT\tau}{m^*}, \quad \mu = -\frac{e\tau}{m^*}, \quad B_{j\alpha} = \frac{2m^*A_{j\alpha}}{\hbar^2}.$$

In some particular cases Eq. (21) possesses simple analytical solutions.

1. At time $t = 0$ 2DEG is homogeneously polarized, $E = 0$ and only one spin-orbit interaction mechanism (Rashba or Dresselhaus) is responsible for the spin evolution. Eq. (21) is transformed to the spin relaxation equation

$$\frac{\partial n_{\sigma}}{\partial t} = -\beta n_{\sigma}, \quad (23)$$

where coupling coefficients β are equal to that, what derived in the work [19].

2. Stationary injection of spin polarized electrons at the position $x = 0$ into an infinite QW. The spin-orbit constants are coupled by the relation $\eta = \beta \langle k_z^2 \rangle$. Eq. (21) can be diagonalized for any orientation of electron transport with respect to crystallographic directions. The solution is

$$\begin{aligned} n_{\sigma_x} &= n_{\sigma_x}^0 e^{-\left(\frac{\mu E}{2D} + \sqrt{\left(\frac{\mu E}{2D}\right)^2 + B_{yz}^2}\right)x} \cos(B_{xz}x), \\ n_{\sigma_y} &= n_{\sigma_y}^0 e^{-\left(\frac{\mu E}{2D} + \sqrt{\left(\frac{\mu E}{2D}\right)^2 + B_{yz}^2}\right)x} \sin(B_{xz}x), \\ n_{\sigma_z} &= n_{\sigma_z}^0 e^{-\frac{\mu E}{D}x}. \end{aligned} \quad (24)$$

Analogously to [16] for the z component of the spin polarization the D'yakonov-Perel' spin relaxation mechanism [19,20] is suppressed. The transverse component of spin polarization evolves about the effective magnetic field and decays with the characteristic

spin dephasing length, $L_{\perp} = \left(\frac{\mu E}{2D} + \sqrt{\left(\frac{\mu E}{2D}\right)^2 + B_{yz}^2}\right)^{-1}$. The effect of the electric field, E ,

on the transverse spin dephasing length is similar to that, what was obtained in [7,27].

The remarkable property of solution (24) is that the temperature affects coefficients $B_{j\alpha}$ through an effective mass only. Usually, this effect is weak. Therefore, the distribution of

the spin polarization should be nearly the same at different temperatures once the relation $\mu E / D$ is conserved.

We estimate the length of the coherent spin precession, $L_p = 2\pi / B_{xz}$, and transverse spin dephasing length, L_\perp , for a 10 nm width GaAs/AlGaAs QW. The Dresselhaus spin-orbit constant $\beta = 25.5 \text{ eV}\text{\AA}^3$ is taken from the reference [41]. This corresponds to $\beta \langle k_z^2 \rangle = 0.025 \text{ eV}\text{\AA}$. The same order of value for the Rashba spin-orbit coupling constant can be achieved by the appropriate doping of the heterostructure. The calculated values of the spin dephasing and spin precession lengths for different orientations of electron transport are shown in Fig.2

The essential requirement for the realization of the Spin-FET proposed by Datta and Das [9] is $L_p \ll L_\perp$. As it follows from Fig.2, this relation is valid for transport within the small angle about the (1, -1, 0) crystallographic direction. The applied electric field increases the spin dephasing length while precession length is left unaffected. Moreover, the range of transport orientations with respect to the (1, -1, 0) crystallographic direction usable for the Spin-FET [9] is varied with the in-plane electric field.

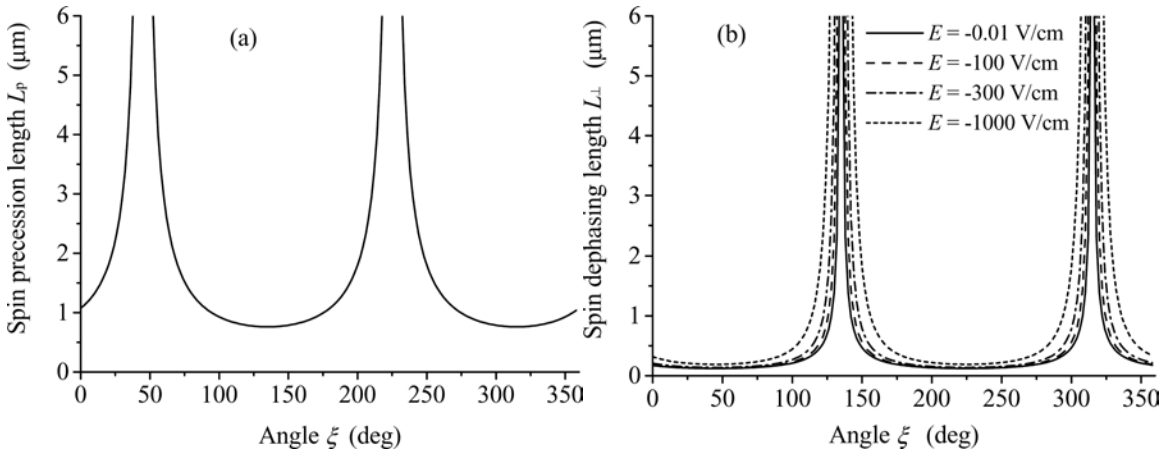


Figure 2. Spin precession length (a) and transverse spin dephasing length (b) for different transport orientations with respect to the (0, 0, 1) crystallographic direction at $T = 300 \text{ K}$

3. Stationary injection of spin polarized electrons into a 10 nm width GaAs/AlGaAs QW along the (1, -1, 0) crystallographic direction. At the injection boundary $n_{\sigma_x} = 0$, $n_{\sigma_y} = 0$, $n_{\sigma_z} = n_{\sigma_z}^0$. Spin-orbit coupling constants are not equal. This configuration can be utilized for Spin-FET proposed by Schliemann, Egues, and Loss [16]. The longitudinal spin density component, n_{σ_z} , decays as

$$n_{\sigma_z} = n_{\sigma_z}^0 e^{-\left(\frac{\mu E}{2D} + \sqrt{\left(\frac{\mu E}{2D}\right)^2 + B_{yx}^2}\right)x} \quad (25)$$

where $B_{yx} = 2m^* \Delta \eta / \hbar^2$. The calculated spin dephasing length, L_{\parallel} , as a function of the relative difference of the spin-orbit constants, $\Delta = \left| \eta / (\beta \langle k_z^2 \rangle) - 1 \right|$, is shown in Fig. 3.

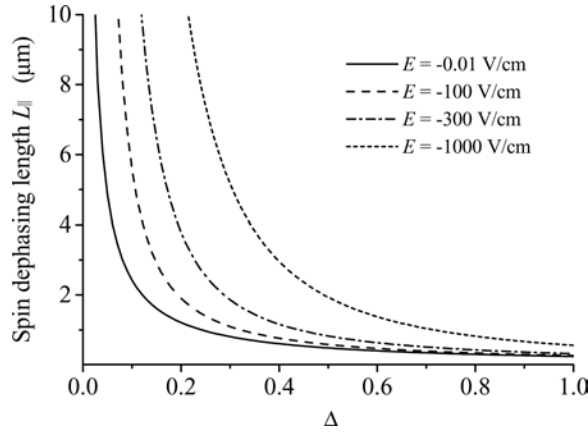


Figure 3. Longitudinal spin dephasing length as a function of the relative difference of the spin-orbit constants $\Delta = \left| \eta / (\beta \langle k_z^2 \rangle) - 1 \right|$ for different values of applied electric field at $T = 300$ K. The transport direction is along the (1, -1, 0) crystallographic direction.

Design of the non-ballistic Spin-FET [16] requires efficient modulation of the spin scattering length from $L_{\parallel} \gg L_D$ to $L_{\parallel} \ll L_D$ (L_D is a device length) varying the difference between the Rashba and Dresselhaus spin-orbit constants. As follows from our calculations, see Fig. 3, the device operation can be optimized for different relations between η and $\beta \langle k_z^2 \rangle$ by the in-plane electric field. For example, if the allowable range of spin dephasing lengths is limited within $L_D/3 < L_{\parallel} < 3L_D$ then for the device length

$L_D = 3 \mu\text{m}$ Δ should be varied within $0.03 < \Delta < 0.22$ ($E = -0.01 \text{ V/cm}$), $0.08 < \Delta < 0.3$ ($E = -100 \text{ V/cm}$), $0.13 < \Delta < 0.42$ ($E = -300 \text{ V/cm}$) and $0.22 < \Delta < 0.69$ ($E = -1 \text{ kV/cm}$). Recent experiments demonstrate that 25% variations of parameter Δ can be easily achieved for GaAs/AlGaAs QWs [42].

Though within the developed model for $\Delta = 0$, the D'yakonov-Perel' spin relaxation is completely suppressed for the spatial transport along the (1, -1, 0) crystallographic direction, other spin scattering mechanisms will determine the spin dephasing. For example, it was shown in [43] that the cubic in the electron momentum spin-orbit terms can appreciably modify spin dynamics during the ballistic transport in a quasi-1D structure. The upper limit for the spin dephasing length, possibly, will be defined by the spin scattering at nuclear spins [44]. For high electron concentrations electron-electron collisions will affect spin dynamics in QW even without the momentum dissipation. [45].

The relaxation time approximation is the rough model for transport in polar semiconductors [46]. We assume that more precise values of transport parameters can be obtained from Monte Carlo modeling [47,48].

The drift-diffusion transport equation for the spin polarization, similar to Eq. (21), has been obtained by Pershin [49] within different approach.

Conclusions.

We have developed a semiclassical drift-diffusion model for a spin-polarized transport in a non-degenerate 2DEG controlled by the linear in an electron momentum spin-orbit interaction. Effects of an in-plane electric field and transport orientation with respect to crystallographic directions are discussed for a single quantum well grown in the (0, 0, 1) crystallographic direction. The derived model can be applied for spintronic device modeling.

Acknowledgements. I am grateful to M.-C. Cheng, D. Mozyrsky, V. Privman and M. Shen for useful discussions. This research was supported by the National Security Agency and Advanced Research and Development Activity under Army Research Office contract DAAD-19-02-1-0035, and by the National Science Foundation, grant DMR-0121146.

References.

1. S. A. Wolf, D. D. Awschalom, R. A. Buhrman, J. M. Daughton, S. von Molnar, M. L. Roukes, A. Y. Chtchelkanova, D. M. Treger, *Science* **294**, 1488 (2001).
2. S. Das Sarma, *Am. Sci.* **89**, 516 (2001).
3. D. D. Awschalom, M. E. Flatte, N. Samarth, *Sci. Am.* **286**, 66 (2002).
4. H. Akinaga, H. Ohno, *IEEE Trans. Nanotechnol.* **1** (1) 19 (2002).
5. S. Parkin, X. Jiang, C. Kaiser, A. Panchula, K. Roche, M. Samant, *Proc. IEEE* **91**(5) 61 (2003).
6. I. Zutic, J. Fabian, S. Das Sarma, *Phys. Rev. Lett.* **88**, 066603 (2002).
7. Z. G. Yu, M. E. Flatte, *Phys. Rev. B* **66**, 235302 (2002).
8. Y. V. Pershin, V. Privman, *Phys. Rev. Lett.* **90**, 256602 (2003).
9. S. Datta, B. Das, *Appl. Phys. Lett.* **56**, 665 (1990).
10. R. Vrijen, E. Yablonovitch, K. Wang, H. W. Jiang, A. Balandin, V. Roychowdhury, T. Mor, D. DiVincenzo, *Phys. Rev. A* **62**, 012306 (2000).
11. R. G. Mani, W. B. Johnson, V. Narayanamurti, V. Privman, Y. H. Zhang, *Physica E* **12**, 152 (2002).
12. X. F. Wang, P. Vasilopoulos, F. M. Peeters *Appl. Phys. Lett.* **80**, 1400 (2002).
13. T. Koga, J. Nitta, H. Takayanagi, S. Datta, *Phys. Rev. Lett.* **88**, 126601 (2002).
14. M. Governale, D. Boese, U. Zulicke, C. Schroll, *Phys. Rev. B* **65**, 140403 (2002).
15. J. C. Egues, G. Burkard, D. Loss, *Appl. Phys. Lett.* **82**, 2658 (2003).
16. J. Schliemann, J. C. Egues, D. Loss, *Phys. Rev. Lett.* **90**, 146801 (2003).
17. M. E. Flatte, Z. G. Yu, E. Johnson-Halperin, D. D. Awschalom, *Appl. Phys. Lett.* **82**, 4740 (2003).
18. J. Fabian, I. Zutic, S. Das Sarma, e-print cond-mat/0307014 (2003).
19. M. I. Dyakonov, V. Yu. Kachorovskii, *Sov. Phys. Semicond.* **20**, 110 (1986) [*Fiz. Tekh. Poluprovodn.* **20**, 178 (1986)].
20. V. I. Puller, L. G. Mourokh, N. J. M. Horing, A. Yu. Smirnov, *Phys. Rev. B* **67**, 155309 (2003).
21. Yu. Bychkov, E. I. Rashba, *J. Phys. C* **17**, 6039 (1984).
22. G. Dresselhaus, *Phys. Rev.* **100**, 580 (1955).
23. A. Fert, I. A. Campbell, *J. Physique (Colloq.)* **32**, C1-46 (1971).
24. P. C. van Son, H. van Kempen, P. Wyder, *Phys. Rev. Lett.* **58**, 2271 (1987).
25. Y. Takahashi, K. Shizume, N. Masuhara, *Phys. Rev. B* **60**, 4856 (1999).

26. J. I. Inoue, G. E. W. Bauer, L. W. Molenkamp, Phys. Rev. B **67**, 033104 (2003).
27. Y. Qi, S. Zhang, Phys. Rev. B **67**, 052407 (2003).
28. E. Wigner, Phys. Rev. **40**, 749 (1932).
29. G. J. Iafrate, H. L. Grubin, D. K. Ferry, J. Physique (Colloq.) **42**, C10-307 (1981).
30. P. Carruthers, F. Zachariasen, Rev. Mod. Phys. **55**, 245 (1983).
31. M. Levanda, V. Fleurov, Ann. Phys.-New York **292**, 199 (2001).
32. E. G. Mishchenko, B. I. Halperin, Phys. Rev. B **68**, 045317 (2003).
33. M. Q. Weng, M. W. Wu, J. Appl. Phys. **93**, 410 (2003).
34. M. Shur, *GaAs Devices and Circuits*. New York, London: Plenum Press, 1987.
35. A. G. Aronov, Yu. B. Lyanda-Geller, G. E. Pikus, Sov. Phys. JETP **73**, 537 (1991) [*Zh. Eksp. Teor. Fiz.* **100**, 973 (1991)].
36. V. M. Edelstein, Solid State Comm. **73**, 233 (1990).
37. A. V. Chaplik, M. V. Entin, L. I. Magarill, Physica E **13**, 744 (2002).
38. K. Blotekjer, IEEE Trans. Electron. Dev. **17**(1) 38 (1970).
39. K. Blum, *Density Matrix Theory and Applications*. New York, London: Plenum Press, 1996.
40. L. W. Molenkamp, G. Schmidt, G. E. W. Bauer, Phys. Rev. B **64**, 121202 (2001).
41. M. Cardona, N. E. Christensen, G. Fasol, Phys Rev. B **38**, 1806 (1988).
42. J. B. Miller, D. M. Zumbuhl, C. M. Marcus, Y. B. Lyanda-Geller, D. Goldhaber-Gordon, K. Campman, A. C. Gossard, Phys. Rev. Lett. **90**, 076807 (2003).
43. A. Lusakowski, J. Wrobel, T. Dietl, Phys. Rev. B **68**, 081201(R) (2003).
44. Y. V. Pershin, V. Privman, NanoLett. **3**, 695 (2003).
45. M. M. Glazov, E. L. Ivchenko, Proceedings of NATO Advanced Research Workshop "Optical Properties of 2D Systems with Interacting Electrons" St.-Petersburg, Russia, June 13-16, (2002), , e-print cond-mat/0301519 (2003).
46. J. P. Nougier, J. C. Vaissiere, D. Gasquet, J. Zimmermann, E Constant, J. Appl. Phys. **52**, 825 (1981).
47. S. Pramanik, S. Bandyopadhyay, M. Cahay, Phys. Rev. B **68**, 075313 (2003).
48. S. Saikin, M. Shen, M.-C. Cheng, V. Privman, J. Appl. Phys. **94**, 1769 (2003).
49. Y. Pershin, *unpublished*.