

# Landauer conductance of tunnel junctions: Strong impact from boundary conditions

Peter Zahn<sup>1,\*</sup> and Ingrid Mertig<sup>2</sup>

<sup>1</sup>*Fysiska Institutionen, Uppsala Universitet, SE-75121 Uppsala, Sweden<sup>†</sup>*

<sup>2</sup>*Fachbereich Physik, Martin-Luther-Universität Halle-Wittenberg, D-06099 Halle, Germany*

(Dated: February 2, 2008)

We present model calculations for the Landauer conductance of tunnel junctions. The tunneling of free electrons through a rectangular potential barrier is considered. The conductance of a finite number of barriers was calculated using a transfer matrix method. The periodic arrangement of the same barriers was described by a Kronig-Penney model to calculate the band structure and from that the conductance of a point contact in the ballistic limit. The comparison of both results elucidated the importance of the boundary conditions. Caused by resonant scattering in the superlattice the conductance is overestimated by the order of  $1/t$ , the transmission coefficient of the single barrier. In the case of metallic multilayers these interferences are of minor importance. In conclusion, the application of the Landauer formula to periodic lattices to describe the tunneling conductance of a single barrier is not correct.

PACS numbers: 73.23.Ad, 73.63.Hs

## I. INTRODUCTION

The discovery of Giant Magnetoresistance<sup>1,2</sup> in 1988 initiated a renewed interest in the phenomenon of spin dependent tunneling. First Julliere in 1975<sup>3</sup> succeeded to measure the spin polarized current in a tunnel junction composed of two ferromagnetic layers separated by an insulating barrier. Using improved experimental techniques it is now possible to produce high quality tunnel junctions showing a remarkable tunneling magnetoresistance<sup>4,5,6,7</sup>. A widely used model to interpret the results in terms of the polarization of the ferromagnetic leads was proposed by Julliere<sup>3</sup>. It was based on earlier studies of Meservey and Tedrow on tunneling between superconductors and ferromagnets<sup>8</sup>. The model assumed that the tunnel current is proportional to the product of the effective spin-dependent tunneling density for both ferromagnetic leads. Using parabolic band models the influence of the barrier height and width could be included in the theoretical investigations<sup>9,10</sup>.

The electronic structure of the magnetic electrodes is, however, quite different from the free-electron picture. This could be incorporated in the considerations using tight-binding model hamiltonians<sup>11,12</sup>. Provided by the simplicity and less demanding numerical effort of these models the influence of defects on the tunneling current could be considered, too. The up to now most sophisticated models use the self consistent potential and electronic eigenstates of the whole tunnel junction to determine the transport properties<sup>13,14,15</sup>. A well established formalism to treat tunneling conductance follows the early ideas of Landauer and Büttiker<sup>16,17</sup>. The crucial property to determine is the tunneling probability of the reservoir states through the barrier. It is mostly calculated using the Kubo-Greenwood approach based on Green's functions or a multiple scattering formalism based on the electronic eigenstates. In the experiments the thickness of the electrodes is much larger than the electron mean free path representing homogenous reser-

voirs and justifies the assumption made by Landauers formalism. Assuming semi-infinite boundary conditions for the electrode hamiltonian the theoretical transport description is very close to the experimental conditions. Density functional theory based self-consistent electronic structure codes assume sometimes a three-dimensional periodicity of the system. This means that the tunnel junction geometry is replaced by a periodic system consisting of electrodes of finite thickness separated by tunnel barriers with thicknesses used in the experiment. The implications for the self consistent potential and charge densities are small due to the small screening length in the metallic regions. Considering metallic multilayers Landauers formula was applied to the Co/Cu(001) system<sup>18,19</sup>. In this case the theory describes the current through a (peculiar) point contact made of a thin pillar and electrodes both with the same periodic superstructure in current direction.

This paper is aimed at the importance of the boundary conditions for the description of transport properties of tunnel junctions. The initial idea was to determine starting from the eigenstates of a periodic array of junctions the current through one of them in a geometry with infinite leads (electrodes) on both sides. The forthright attempt would be to adapt Landauers formula to the periodic lattice geometry assuming perfect transmission for all Bloch states<sup>18</sup>. This attempt assumes a perfect contact of the barrier to reservoirs with electronic states which are caused by the periodic lattice. The conductance is determined by the contact resistance only<sup>27</sup>. One could suppose that the superlattice quantization caused by the reflection at the barriers should comprise the transmission probability occurring in the Landauer formula for a single barrier. By this assumption the determination of the transmission probability of the (semi-infinite) electrode eigenstates would be avoided. The discussion later on will show the limitations of this approach and the failure in the case of tunnel junctions. To determine the conductance in the tunneling regime

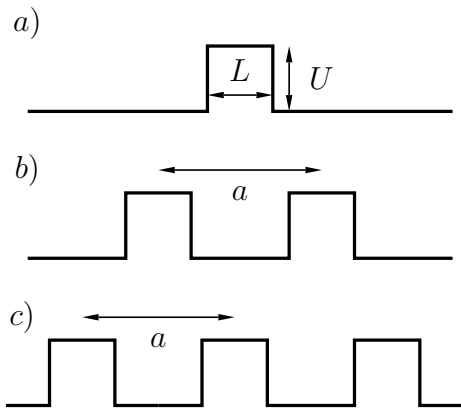


FIG. 1: Geometrical arrangement of rectangular barriers of height  $U$  and width  $L$ , a) single barrier case, b) finite number  $N$  of barriers (shown for  $N = 2$ ) with a center-center distance of  $a$ , and c) periodic lattice

the determination of the transmission probability is imperatively necessary. To extract these quantities from a periodic lattice calculation a so-called inverse Kronig-Penney-model was analyzed. The reversibility of them could be to demonstrated obtaining the scattering properties of one barrier from the eigenstates of the periodic system by means of a transfer matrix formalism<sup>20</sup>.

Using a parabolic band model a piece wise constant potential in  $z$ -direction was assumed. The transition from a metallic to an insulating junction was studied by adjusting the Fermi level with respect to the barrier height. Similar free electron models have been used by several authors to describe successfully the transport properties of magnetic multilayers<sup>21,22,23,24,25</sup>. Starting from one rectangular barrier we will evaluate the transmission probability and the resulting conductance of the free-electron-like reservoir states through a finite number  $N$  of barriers. In the limit of large numbers  $N$  a coincidence with the properties of the periodic system could be expected, but could not be approved. We will discuss the implications of the periodic boundary conditions on the transport properties and the limitations of the periodic lattice approach. The assumption about the shape of the potential are not important at all for the general conclusions about the applicability of Landauer's formula.

## II. MODEL AND TRANSPORT EQUATIONS

To emphasize the influence of the boundary conditions we have chosen a model system for the tunneling geometry. The 3-dimensional potential was chosen to be piecewise constant. The potential inside the barrier was set to  $U$ , outside it was set to zero. The modulation of the potential is along the  $z$ -direction. The thickness of the barrier was fixed to  $L$ . The single barrier case is sketched in Fig.1a). A finite stack of barriers was simulated by  $N$

barriers of width  $L$  with a constant distance  $a$ , and zero potential in the valley regions between the barriers and on both sides as shown in Fig.1b). The barrier height  $U = .38Ry$  and width  $L = 16.9a.u.$  were fixed, if not otherwise stated. In the periodic lattice the arrangement of barriers is translational invariant in  $z$ -direction. Emphasizing the periodicity of a system throughout this paper we refer to the configuration in current direction which is the  $z$ -axis. For the directions perpendicular to the current a constant potential is assumed. So, the momentum perpendicular to the  $z$ -axis  $\mathbf{k}_{\perp}$  is a good quantum number and an effective one-dimensional problem is to be solved for every  $\mathbf{k}_{\perp}$ .

First, we consider a finite number  $N$  of barriers on both sides in contact with free electron reservoirs with zero potential and equal Fermi level  $E_F$ . The conductance in zero bias limit is obtained using Landauer's formula<sup>16</sup> adding up all states at the Fermi level

$$G^{(N)} = \frac{e^2}{h} \sum_{k_{\parallel}^2 \leq E_F} T^{(N)}(E_F - k_{\parallel}^2), \quad (1)$$

$$T^{(N)}(E_F - k_{\parallel}^2) = \left| \tilde{t}^{(N)}(E_F - k_{\parallel}^2) \right|^2. \quad (2)$$

$\frac{e^2}{h}$  is the conductance quantum,  $T^{(N)}(E_F - k_{\parallel}^2)$  denotes the transmission probability of state  $\mathbf{k}_{\parallel}$  with an energy equal  $E_F$  derived from the complex transmission coefficient  $\tilde{t}^{(N)}$ . Due to the simple potential shape the transmission coefficient depends on the kinetic energy in  $z$ -direction only. It was assumed that both reservoirs are identical and a single channel exists for a given  $k_{\parallel}$ . The factor 2 for spin degeneracy will be omitted throughout this letter. The neglect of the reflection probability with respect to the primary formulation of Landauer corresponds to the conductance value obtained by a two point measurement<sup>17,26</sup>. The difference to four point probe experiments arises from the contact resistance<sup>27</sup> and is negligible if the transmission  $T$  is much smaller than unity. In the metallic regime for  $T$  near to unity this difference can outweigh the calculated part of the conductance. Our considerations are mainly focused on the tunneling regime.

Setting  $A$  the cross section of the point contact the sum in eq. (1) can be transformed

$$G^{(N)} = \frac{e^2}{h} \frac{A}{4\pi^2} \int_{k_{\parallel}^2 \leq E_F} d^2 \mathbf{k}_{\parallel} T^{(N)}(E_F - k_{\parallel}^2) \quad (3)$$

which can be written as an energy integral using the rotational symmetry of  $\mathbf{k}_{\parallel}$   $d^2 \mathbf{k}_{\parallel} = 2\pi dk_{\parallel} k_{\parallel}$  and  $E = E_F - k_{\parallel}^2$

$$G^{(N)} = \frac{e^2}{h} \frac{A}{4\pi} \int_0^{E_F} dE T^{(N)}(E) \quad (4)$$

It is Evident, that the behavior of the conductance in dependence of the filling of the reservoirs, given by  $E_F$  relative to the barrier height  $U$ , is simply related to the transmission probability  $T^{(N)}(E)$  derived from

a one-dimensional model. The transmission coefficient  $\tilde{t}^{(N)}(E)$  will be calculated using a transfer matrix formalism sketched in the next paragraph.

For a periodic arrangement of barriers we assume a perfect transmission for all Bloch states. That is, we consider now a periodic crystal described by a prolonged unit cell in  $z$ -direction containing one barrier and one well region (super cell approach with model potential). In the description of Landauer this corresponds to a barrier in contact with reservoirs which have a modulated potential as well. In this case the boundary conditions at both sides of the barrier are not free electron like, and the states in the barrier region have to match the eigenstates of the modulated reservoir potential. Many ab initio electronic structure codes are adapted to a lattice symmetry with 3-dimensional periodicity. So it seems to be desirable to use these eigenstates to calculate the transport properties even in the case of tunneling barriers. The conductance is given by an integral over the 3-dimensional Fermi surface<sup>18,19</sup>

$$G^{SC} = \frac{e^2}{h} \frac{A}{4\pi^2} \frac{1}{2} \int d^3\mathbf{k} \delta(E_{\mathbf{k}} - E_F) v_{\mathbf{k}} \mathbf{n} \cdot \quad (5)$$

It is a sum enclosing the projections  $S_{\nu}$  of the Fermi surface sheets  $\nu$  into the plane perpendicular to the transport direction  $\mathbf{n}$  ( $z$ -axis)

$$G^{SC} = \frac{e^2}{h} \frac{A}{4\pi^2} \frac{1}{2} \sum_{\nu} S_{\nu} \quad (6)$$

To compute this integral for our model system the band structure has to be evaluated at the Fermi level. A Kronig-Penney-model from the textbooks was used and is sketched briefly in the next paragraph.

### III. SCATTERING PROPERTIES AND FERMİ SURFACE

The derivation of the transmission coefficients of a finite number of barriers should be sketched briefly. We start with a single barrier, and assume one incoming and one outgoing solution on both sides of a symmetric barrier (Fig. 1a). The wave function amplitudes on both sides entering the general solution of the Schrödinger equation are connected by a 2x2 transfer matrix<sup>28</sup>

$$M = \begin{pmatrix} 1/\tilde{t} & \tilde{r}^*/\tilde{t}^* \\ \tilde{r}/\tilde{t} & 1/\tilde{t}^* \end{pmatrix} \quad (7)$$

with the complex transmission and reflection coefficients

$$\begin{aligned} \tilde{t}(E) &= e^{-\imath kL} \left[ \cosh \kappa L + \frac{\imath}{2} \left( \frac{\kappa}{k} - \frac{k}{\kappa} \right) \sinh \kappa L \right]^{-1} \\ &= t(E) e^{\imath \delta(E)}, \end{aligned} \quad (8)$$

$$\tilde{r}(E) = -\imath \sqrt{1 - t^2(E)} e^{\imath \delta(E)}, \quad (9)$$

with  $E = k^2$  and  $U - E = \kappa^2$  and  $t(E)$  the absolute value of the transmission coefficient. The parameterization of

$M$  according to eq. (7) is based on the assumption of a symmetric barrier ( $V(z) = V(-z)$ ).

The total transmission coefficient of a stack of  $N$  barriers  $\tilde{t}^{(N)}(E)$  can be calculated by successive application of the corresponding transfer matrices. The transfer matrix  $M$  of the single barrier was derived for a symmetric barrier at  $z = 0$ . The transfer matrices of the other barriers in the stack have to be transformed according to their shift in  $z$ -direction by appropriate  $D$  matrices. The transmission coefficient  $t^{(N)}$  depending on  $E = k^2$  is obtained from

$$\begin{aligned} M^{(N)} &= D^{(N-1)/2} (MD)^{(N-1)} MD^{(N-1)/2} \\ &= \begin{pmatrix} 1/\tilde{t}^{(N)} & \tilde{r}^{(N)*}/\tilde{t}^{(N)*} \\ \tilde{r}^{(N)}/\tilde{t}^{(N)} & 1/\tilde{t}^{(N)*} \end{pmatrix}, \\ \tilde{t}^{(N)}(E) &= t^{(N)}(E) e^{\imath \delta^{(N)}(E)}, \text{ and} \\ D &= \begin{pmatrix} e^{-\imath ka} & 0 \\ 0 & e^{\imath ka} \end{pmatrix}. \end{aligned} \quad (10)$$

The behavior of  $t^{(N)}(E)$  is shown in Fig. 2.  $t^1(E) = t(E)$  describes the single barrier case. For  $N$  larger than one resonances occur for energies below  $U$  corresponding to bound states in the valley regions between the barriers. At the resonance the transmission coefficient reaches unity in line with the assumption of elastic scattering only. The maxima of the peaks are not covered by the chosen energy grid due to their tiny width. The implications of additional inelastic scattering are discussed in the literature<sup>29,30,31</sup>. In the lower panel of Fig. 2 the behavior of the transmission next to a resonance is shown on a finer energy mesh. The number of sub-resonance peaks within one resonance interval increases with the number of considered barriers. To obtain  $G^{(N)}(E_F)$  an integration over  $t^{(N)}(E)$  from 0 to  $E_F$  has to be performed according to eq. (3). The main contributions are given by the resonance peaks which are a tiny fraction of the total interval (typical  $10^{-5}$  to  $10^{-3}$ ). An adaptive mesh refinement algorithm similar to Ref.<sup>32</sup> was developed to improve the Simpson integration scheme up to the desired accuracy.

To obtain the Bloch states of a periodic arrangement of barriers, sketched in Fig. 1c), the Kronig-Penney model was used. The energy bands are obtained from an implicit equation for the perpendicular wave vector  $\kappa$  of the superlattice

$$\frac{\cos(ka + \delta)}{t} = \cos \kappa a \quad (11)$$

which depends on the perpendicular wave vector  $\mathbf{k}_{\parallel}$  by  $E = k^2 = E_F - k_{\parallel}^2$ , the transmission coefficient  $t = t(E)$ , and phase shift  $\delta = \delta(E)$  of a single barrier defined in eq. (8). The set of  $k_{\parallel}$  values providing a solution of eq. (11) defines the projection of the Fermi surface sheets required in eq. (6)

$$S_{\nu} = 2\pi(k_{\parallel>}^2 - k_{\parallel<}^2) \quad (12)$$

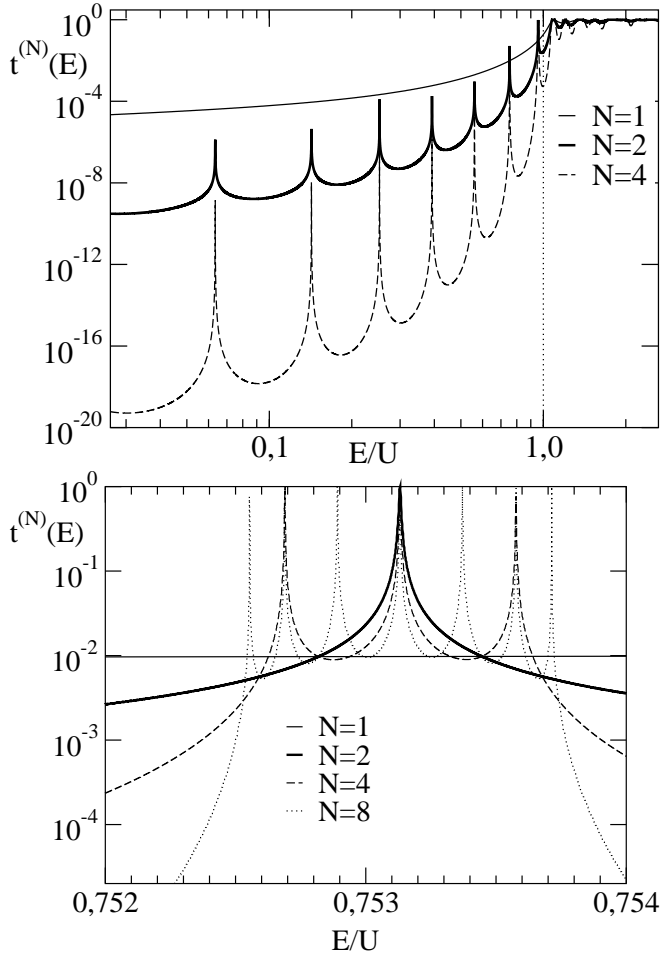


FIG. 2: Transmission coefficient  $t^{(N)}(E)$  for stacks of  $N$  rectangular barriers ( $U = .38\text{Ry}$ ,  $L = 16.9\text{a.u.}$ ,  $a = 54\text{a.u.}$ ), lower panel: behavior of  $t^{(N)}(E)$  at resonance

$k_{\parallel\nu<}^2$  and  $k_{\parallel\nu>}^2$  are the inner and outer radius of the annulus and are given by the condition  $\frac{\cos(ka+\delta)}{t} = \pm 1$ . First the zeros and local maxima of  $\cos(ka+\delta)$  are determined for  $k \in (0, \sqrt{E_F})$ , and the interval was partitioned in a set of smaller ones. Every smaller interval providing one solution for eq. (11) was treated by a scheme of nested intervals.

#### IV. RESULTS AND DISCUSSION

The behavior of  $t^{(N)}(E)$  is shown for several numbers  $N$  of identical barriers in Fig. 2. The upper panel shows the over-all dependence including the basic solution  $t(E) = t^{(1)}(E)$  for one barrier. For energies larger than the barrier height  $U$  a nearly perfect transmission is obtained with narrow anti-resonances with a reduced transmission. For energies lower than the barrier height  $U$  the general trend of  $t^{(N)}(E)$  is given by  $[t(E)]^N$ . Resonances with perfect transmission occur at energies related

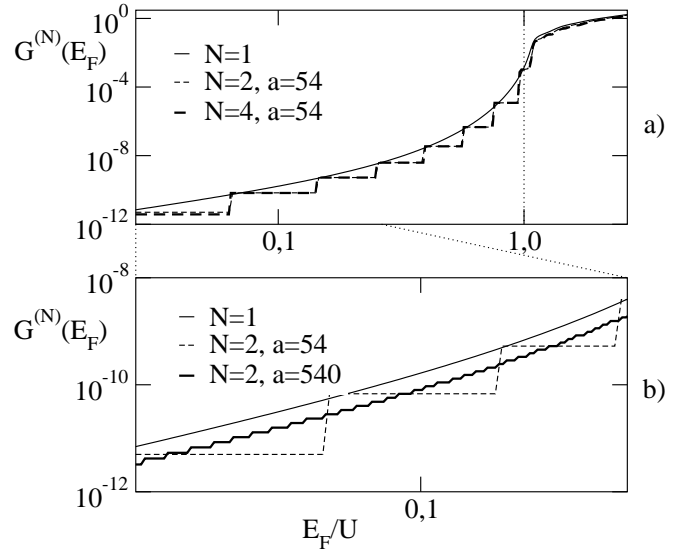


FIG. 3: Landauer conductance  $G^{(N)}(E_F)$ : a) general trend, the curves for  $N = 2$  and  $N = 4$  nearly coincide, b)  $G^{(2)}(E_F)$  for different barrier distances  $a$  with higher energy resolution.

to bound states in the valleys between the barriers, see the lower panel of Fig. 2. For  $N = 2$  this corresponds to the results for double tunneling diodes without inelastic scattering<sup>30,31,33,34</sup>. Expanding  $t^{(2)}(E)$  in the vicinity of the resonance energy  $E_r$  a Lorentzian peak is obtained

$$t^{(2)}(E) = t^2(E) \left| e^{2i(ka+\delta(E))} + r^2(E) \right|^{-1} = \frac{\Gamma^2}{(E - E_r)^2 + \Gamma^2} \quad (13)$$

assuming a slowly varying  $\delta(E)$  and  $t = t(E) \ll 1$  in the vicinity of  $E_r$ .  $E_r$  results from the condition  $\cos(k(E)a + \delta(E)) = 0$ . The obtained value for  $\Gamma = t^2 k / (ra)$  is comparable to the resonance width induced by defect states in the middle of the barrier in the case  $a - L \ll a^{34}$ . For  $N > 2$  barriers  $N - 1$  peaks with perfect transmission appear around  $E_r$ . The width of the total resonance is about

$$\Delta_r = 4\sqrt{E_r}t/a, \quad (14)$$

which is of the order  $t^{-1}$  larger than  $\Gamma$  and corresponds to the band width of the Bloch states in the periodic system.

Fig. 3 shows the dependence of  $G^{(N)}$  as a function of the Fermi level  $E_F$ . The numerical results are given in units of the prefactor  $\frac{e^2}{h} \frac{A}{4\pi^2}$  in eq. 3. The height of the barriers was fixed and small  $E_F$  describes transport in the tunneling regime, but large  $E_F$  with respect to  $U$  models the (free electron like) metallic regime with periodic potential perturbations. For small band fillings ( $E_F \ll U$ ) the conductance increases step-wise caused by the sharp resonance structure of the transmission coefficient  $t^{(N)}(E)$  for  $N > 1$ . With increasing Fermi level

the resonance in  $t^{(N)}(E)$  appears in  $k$ -space first at the  $k_{\parallel} = 0$  point because the effective energy of the one-dimensional tunneling problem  $E = E_F - k_{\parallel}^2$  is the largest for these states. The spacing of the transmission resonances with respect to energy scales with the inverse of the distance of the barriers  $a$  (see eq. (16)). As can be seen in Fig. 3b) for larger barrier distances the tunneling conductance of  $N > 1$  follows exactly the trend of  $G^{(1)}(E_F)$  apart from a factor of the order 2.

The conductance contribution being added by one resonance in the integral in eq. (4) can be estimated in the case of small  $t = t^{(1)}(E_r)$  by the product of the averaged transmission probability  $\overline{t^{(N)}}^2$  and the width of the resonance interval. From the analytical expression for  $t^{(N)}(E)$  (for  $t^{(2)}(E)$  see eq. (13)) the mean value of  $\overline{t^{(N)}}^2$  averaged over one resonance interval is nearly equal  $\frac{\pi}{4}t$  independent on  $N$ . The total width of the resonance interval is given by Eq. 14. Consequently the contribution of one resonance is given by

$$\Delta G^{N>1} \approx \frac{4\sqrt{E}t}{a} \frac{\pi}{4} t = \frac{\pi\sqrt{E}}{a} t^2. \quad (15)$$

This is exactly half of the value obtained by the conductance integral for one barrier in eq. (4) estimated by the resonance spacing

$$\Delta E = 2\Delta k k = 2\frac{\pi}{a}\sqrt{E} \quad (16)$$

times the transmission probability  $t^2(E)$ . The resonance spacing is derived from the condition that the resonances appear at energies of bound states in the valley region between the barriers assuming hard walls ( $\Delta k a = \pi$ ). This estimation is independent on the number  $N$  of barriers and causes the same qualitative behavior of the conductance for a chosen barrier distance  $a$ , nevertheless the distance of the barriers  $a$  determines the height and width of the resonance steps in  $G^{(N)}(E_F)$ , compare Fig. 3b). The cases  $N = 2$  and  $N = 4$  coincide exactly in Fig. 3a).

In the following attention is drawn to eigenstates, Fermi surfaces and derived conductance integrals for the periodic lattice containing the above described model tunneling barriers. The Fermi surfaces of the periodic lattices are shown in Fig. 4. For reasons of comparability the Fermi level was fixed and the barrier height was chosen to be 0.38, 0.76, and 1.52 times  $E_F$  representing the cases of a large, nearly equal and small Fermi energy  $E_F$  with respect to  $U$ , respectively. The upper row in Fig. 4 shows the dependence of the single barrier transmission  $T^{(1)} = t^2(E_F - k_{\parallel}^2)$  on  $k_{\parallel}$ . The lower row shows the respective Fermi surfaces in a projection on the plane perpendicular to the current direction. The radius of the outermost Fermi surface sheet corresponds to the chosen Fermi level. The area of the Fermi surface sheets projection is a direct measure for the conductance contribution in eq. (6). The strong relation of transmission probability and the width of the Fermi surface sheets is evident. For nearly perfect transmission free electron

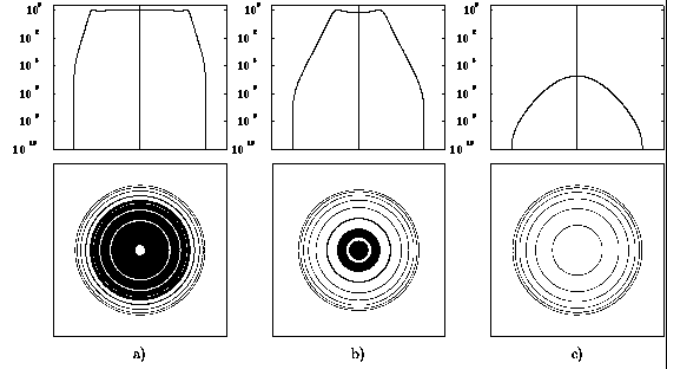


FIG. 4: Transmission probability  $T(k_{\parallel})$  in dependence on  $k_{\parallel}$  (upper row) and supercell Fermi surface (lower row),  $E_F = .25\text{Ry}$ , barrier height  $U$  is set .38 (a), .76 (b), and 1.52 (c) times  $E_F$

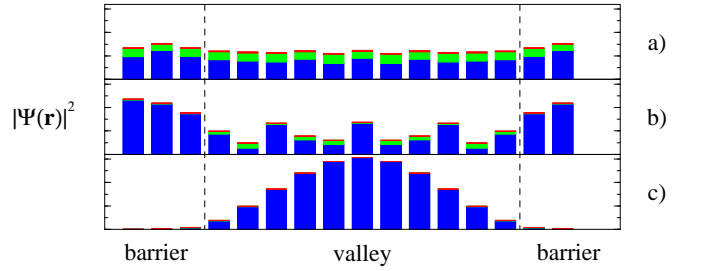


FIG. 5: Probability amplitude profiles along the  $z$ -axis of typical eigenstates of the periodic lattice, a)  $E_F - k_{\parallel}^2 > U$ , b)  $E_F - k_{\parallel}^2 \approx U$ , and c)  $E_F - k_{\parallel}^2 \ll U$

like sheets with tiny gaps are obtained (left panel, central part). For small transmissions narrow sheets occur (right panel). The width in direction of  $k_{\parallel}$  can be estimated from eq. (11) by linearizing the cosine, assuming a slow variation of  $t(E)$  and  $\delta(E)$ , and the condition that the absolute value of the r.h.s. is smaller than one

$$\Delta k = \frac{2t}{a}. \quad (17)$$

It corresponds to the energy width  $\Delta_r$  of the transmission resonance mentioned in eq. (14) above. The center of the band is given by the condition  $\cos(ka + \delta) = 0$  with  $k^2 = E = E_F - k_{\parallel}^2$ .

The scattering properties of the single barrier are reflected by the eigenstates of the periodic system and can be determined using an 'inverse' Kronig-Penney-model<sup>20</sup>. Typical eigenstates at the Fermi level for different  $k_{\parallel}$  are characterized in Fig. 5 by their probability amplitude profiles along the  $z$ -axis.  $E_F$  was chosen to be larger than  $U$  (Fig. 4, left panel). Fig. 5a) shows an eigenstate close to the center of the Brillouin zone ( $k_{\parallel} \approx 0$ ,  $E_F - k_{\parallel}^2 > U$ ). The probability amplitude is slightly modulated by the periodic potential, because the transmission of the barrier is nearly perfect ( $t \approx 1$ ). For states with a larger  $k_{\parallel}$

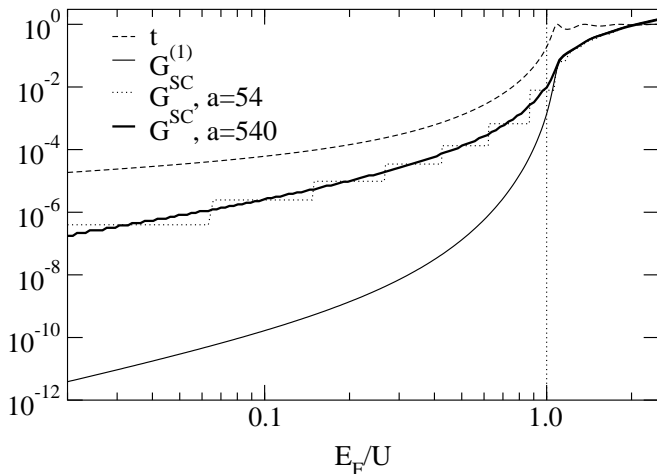


FIG. 6: Conductance  $G^{SC}$  in dependence on band filling of the reservoirs ( $E_F$ ), for comparison the exact result for a single barrier  $G^{(1)}$  is given, ( $U = .38\text{Ry}$ ,  $L = 16.9\text{a.u.}$ )

the energy  $E_F - k_{\parallel}^2$  decreases and Fig. 5b) shows a state close to  $E_F - k_{\parallel}^2 = U$ . A resonance inside the barrier is a typical feature for these states with a moderate transmission coefficient ( $t \lesssim 1$ ). States with a small effective energy  $E = E_F - k_{\parallel}^2 \ll U$  which corresponds to large  $k_{\parallel}$  are confined to the valley region between the barriers, caused by the strong reflection ( $t \ll 1$ , see Fig. 5c).

Figure 6 shows the main result of these investigations, the dependence of the conductance  $G^{SC}$  on the Fermi level applying eq. (6). For comparison the exact result for the one barrier conductance  $G^{(1)}$  and the transmission coefficient  $t(E)$  are given.  $G^{SC}$  is in good agreement with  $G^{(1)}$  in the metallic regime ( $E_F/U > 1$ ). The restrictions caused by the neglect of the reflection coefficients  $R$  in the Landauer formula discussed above would rescale both curves in the same manner<sup>26</sup>. In the tunneling regime ( $E_F \ll U$ ) the supercell conductance  $G^{SC}$  overestimates the correct value by the order of inverse  $t$ , as it is visible in the logarithmic plot.

The discrepancies can be understood comparing the corresponding contributions to  $G^{(1)}$  in eq. (4) and to  $G^{SC}$  in eq. (6) for one resonance interval and the corresponding Fermi surface sheet, respectively. One has to assume large  $a$ , so that  $t(E)$  and  $\delta(E)$  do not change significantly in a resonance interval. A similar estimation as given above for  $\Delta G^{(N)}$  in eq. (15) can be done for  $G^{SC}$  evaluating the contribution for a single Fermi surface sheet. Disregarding the prefactors of the integral in eq. (6) the contribution of one Fermi surface sheet is given by the circumference  $2\pi k = 2\pi\sqrt{E}$  times the width  $\Delta k = \frac{2t}{a}$  from eq. (17)

$$S_{\nu} = 2\pi\sqrt{E} \frac{2t}{a} \quad . \quad (18)$$

The corresponding contribution  $\Delta G^{(1)}$  in eq. (4) is given

using eq. (16) by

$$\Delta G^{(1)} \Delta G^{(1)} = \Delta E t^2 = 2\pi/a\sqrt{E}t^2. \quad (19)$$

Comparing these two expressions including the prefactors in eq. (4) and eq. (6) the ratio of  $G^{SC}$  and  $G^{(1)}$  can be estimated by  $\frac{2}{\pi t}$ . The main contribution to the integrals is given by the Fermi surface sheet and transmission resonance interval, respectively, with the largest effective energy  $E_F - k_{\parallel}^2$  for small  $k_{\parallel}$ . So the ratio  $G^{SC}/G^{(1)}$  can be estimated by the transmission coefficient  $t(E_F)$  at the Fermi level. A closer look to the curves in Fig. 6 reveals the prefactor  $2/\pi t$ .

Another picture to illustrate the differences of both approaches is the following. Using the supercell approach a perfect transmission for all periodic lattice Bloch states is assumed. In terms of the transmission coefficient  $t(E)$  in dependence on energy this means to set  $t^{(N)}$  equal unity inside the resonance intervals for large  $N$ . (see Fig. 2b), and to zero outside the resonance regions. The resonance region for large  $N$  give exactly the position of the periodic lattice bands. The differences outside the resonances are negligible but the contribution of the resonances will be overestimated by far, as given by  $t^{(N)}$ . One has to keep in mind the logarithmic scale in Fig. 2b) and the small width of the  $N - 1$  sub-resonance peaks.

## V. CONCLUSIONS

Based on calculations of the Landauer conductance for tunneling barriers in different geometrical configurations the influence of the boundary conditions could be elucidated. Comparing the conductance of one and a finite number of identical rectangular barriers we found the same qualitative behavior in the dependence on the band filling of the electrodes (Fermi level) with respect to the barrier height  $U$ . For Fermi levels smaller than the barrier height (tunneling regime) both results coincide despite a factor of 2 even for large numbers  $N$ . Using a supercell approach and calculating the conductance from the periodic lattice eigenstates assuming perfect transmission, one overestimates the exact result in the tunneling regime by order  $t^{-1}$ , the transmission coefficient of the single barrier for states at  $k_{\parallel} = 0$ . In the tunneling regime the small transmission and the resulting interferences of the states in the reservoirs prevent a description of the single barrier conductance by a periodic lattice. The inclusion of the correct semi-infinite boundary conditions for the eigenstates of the reservoirs is crucial.

In the metallic regime ( $E_F > U$ ) both results coincide and the approach was already successfully applied to metallic multilayer point contacts in CPP geometry<sup>19</sup>.

We would like to thank J. Mathon for stimulating criticisms. P.Z. likes to acknowledge financial support by the Swedish Foundation for Strategic Research and fruitful discussions with Susanne Mirbt.

- 
- \* Electronic address: Zahn@physik.uni-halle.de
- † present address: Fachbereich Physik, Martin-Luther-Universität Halle-Wittenberg, D-06099 Halle, Germany
- <sup>1</sup> M.N. Baibich, J.M. Broto, A. Fert, F. Nguyen Van Dau, F. Petroff, P. Etienne, G. Creuzet, A. Friederich, and J. Chazelas, Phys. Rev. Lett. **61**, 2472 (1988)
  - <sup>2</sup> G. Binasch, P. Grünberg, F. Saurenbach, and W. Zinn, Phys. Rev. B **39**, 4828 (1989).
  - <sup>3</sup> M. Julliere, Phys. Lett. **54A**, 225 (1975)
  - <sup>4</sup> J.S. Moodera, L.R. Kinder, T.M. Wong, and R. Meservey, Phys. Rev. Lett. **74**, 3273 (1995).
  - <sup>5</sup> T. Miyazaki and N. Tezuka, J. Magn. Magn. Mater. **139**, L231 (1995).
  - <sup>6</sup> X.-F. Han, A.C.C. Yu, M. Oogane, J. Murai, T. Daibou, and T. Miyazaki, Phys. Rev. B **63**, 224404 (2001).
  - <sup>7</sup> P. LeClair, H.J.M. Swagten, J.T. Kohlhepp, R.J.M. van de Veerdonk, and W.J.M. de Jonge, Phys. Rev. Lett. **84**, 2933 (2000).
  - <sup>8</sup> R. Meservey and P.M. Tedrow, Physics Reports **238**, 173-243 (1994).
  - <sup>9</sup> J.C. Slonczewski, Phys. Rev. B **39**, 6995 (1989).
  - <sup>10</sup> J.M. MacLaren, X.-G. Zhang, and W.H. Butler, Phys. Rev. B **56**, 11827 (1997).
  - <sup>11</sup> E.Y. Tsymlal and D.G. Pettifor, Phys. Rev. **64**, 212401 (2001).
  - <sup>12</sup> J. Mathon and A. Umerski, Phys. Rev. B **63**, 220403 (2001).
  - <sup>13</sup> W.H. Butler, X.-G. Zhang, T.C. Schulthess, and J.M. MacLaren, Phys. Rev. B **63**, 054416 (2001).
  - <sup>14</sup> C. Uiberacker, K. Wang, C. Heide, and P.M. Levy, J. Appl. Phys. **89**, 7561 (2001).
  - <sup>15</sup> O. Wunnicke, Ph. Mavropoulos, R. Zeller, P.H. Dederichs, and D. Grundler, Phys. Rev. B **65**, 241306 (2002).
  - <sup>16</sup> R. Landauer, IBM J. Res. Dev. **1**, 223 (1957).
  - <sup>17</sup> M. Büttiker, Y. Imry, R. Landauer, and S. Pinhas, Phys. Rev. B **31**, 6207 (1985).
  - <sup>18</sup> G.E.W. Bauer, A. Brataas, K.M. Schep, and P.J. Kelly, J. Appl. Phys. **75**, 6704 (1994).
  - <sup>19</sup> K.M. Schep, P.J. Kelly, and G.E.W. Bauer, Phys. Rev. Lett. **74**, 586 (1995).
  - <sup>20</sup> I. Riedel, P. Zahn, and I. Mertig, Phys. Rev. B **63**, 195403 (2001)
  - <sup>21</sup> R.Q. Hood, and L.M. Falicov, Phys. Rev. B **46**, 8287 (1992).
  - <sup>22</sup> P.B. Visscher, Phys. Rev. B **49**, 3907 (1994).
  - <sup>23</sup> P. M. Levy, Solid State Physics **47**, 367 (1994).
  - <sup>24</sup> A. Brataas, and G.E.W. Bauer, Phys. Rev. B **49**, 14684 (1994).
  - <sup>25</sup> A. Vedyayev, N. Ryzhanova, B. Dieny, P. Dauguet, P. Gandit, and J. Chaussy, Phys. Rev. B **55**, 3728 (1997).
  - <sup>26</sup> U. Sivan and Y. Imry, Phys. Rev. B **33**, 551 (1986).
  - <sup>27</sup> Yu.V. Sharvin, Sov. Phys. JETP **21**, 655 (1965).
  - <sup>28</sup> E. Merzbacher, *Quantum Mechanics*, John Wiley, New York (1970).
  - <sup>29</sup> H. Knauer, J. Richter, and P. Seidel, Phys. Stat. Sol. (a) **44**, 303 (1977).
  - <sup>30</sup> B. Ricco and M.Ya. Azbel, Phys. Rev. B **29**, 1970 (1984).
  - <sup>31</sup> A.D. Stone and P.A. Lee, Phys. Rev. Lett. **54**, 1196 (1985).
  - <sup>32</sup> J. Henk, Phys. Rev. B **64**, 035412 (2001).
  - <sup>33</sup> B. Ricco, M.Ya. Azbel, and M.H. Brodsky, Phys. Rev. Lett. **51**, 1795 (1983).
  - <sup>34</sup> V. Kalmeyer and R.B. Laughlin, Phys. Rev. B **35**, 9805 (1987).