

Semiconservative Replication in the Quasispecies Model

Emmanuel Tannenbaum,^{*} Eric J. Deeds,[†] and Eugene I. Shakhnovich[‡]
Harvard University, Cambridge, MA 02138

This paper extends Eigen’s quasispecies equations to account for the semiconservative nature of DNA replication. We solve the equations in the limit of infinite sequence length for the simplest case of a static, sharply peaked fitness landscape. We show that the error catastrophe occurs when μ , the product of sequence length and per base pair mismatch probability, exceeds $2 \ln \frac{2}{1+1/k}$, where $k > 1$ is the first order growth rate constant of the viable “master” sequence (with all other sequences having a first-order growth rate constant of 1). This is in contrast to the result of $\ln k$ for conservative replication. In particular, as $k \rightarrow \infty$, the error catastrophe is never reached for conservative replication, while for semiconservative replication the critical μ approaches $2 \ln 2$. Semiconservative replication is therefore considerably less robust than conservative replication to the effect of replication errors. We also show that the mean equilibrium fitness of a semiconservatively replicating system is given by $k(2e^{-\mu/2} - 1)$ below the error catastrophe, in contrast to the standard result of $ke^{-\mu}$ for conservative replication (derived by Kimura and Maruyama in 1966).

PACS numbers: 87.23.Kg, 87.16.Ac, 64.90.+b

Keywords: Semiconservative, DNA, single-fitness peak, error catastrophe, quasispecies

I. INTRODUCTION

In 1971, Manfred Eigen introduced the quasispecies formulation of molecular evolution to explain the observed distribution of genotypes in RNA evolution experiments [1, 2]. The central result of his model was that due to mutations, the equilibrium distribution of genotypes did not consist of a fittest sequence, but rather a set of closely related strains, which Eigen termed a “quasispecies.” Eigen showed that a stable quasispecies only exists if the mutation rate is kept below a threshold value. Above this value, the distribution of genotypes undergoes a second-order phase transition termed the error catastrophe, in which the distribution completely delocalizes over the gene sequence space. Subsequent studies on the quasispecies model have focused almost exclusively on the error catastrophe [3, 4, 5, 6, 7, 8, 9, 10], though there has also been some work on the dynamical aspects of the equations [11, 12]. More recently, other phase transitions besides the error catastrophe (e.g. the so-called “repair catastrophe”) have been shown to arise from the quasispecies equations [13, 14].

A common feature of previous work on the quasispecies equations has been the implicit assumption that the genome of an organism could be written as a linear symbol sequence, and that replication occurs conservatively (that is, the original genetic material is preserved during replication). These two assumptions allow for a relatively straightforward derivation of a system of equations modelling the evolution of a unicellular, asexual population. In the simplest formulation, we assume that each organism has a genome $\sigma = s_1 s_2 \dots s_L$ of length L ,

where each “letter” or “base” s_i is drawn from an alphabet of size S ($= 4$ for all known terrestrial life). We assume first-order growth kinetics, and that the genome determines the first-order growth rate constant, or fitness, denoted by κ_σ (in general, κ_σ will be time-dependent, reflecting the generally dynamic nature of the environment). Furthermore, we assume a per base replication error probability of ϵ_σ . If we let x_σ denote the fraction of organisms with genome σ , then it may be shown that [1, 2],

$$\frac{dx_\sigma}{dt} = \sum_{\sigma'} \kappa_m(\sigma', \sigma) x_{\sigma'} - \bar{\kappa}(t) x_\sigma \quad (1)$$

where $\bar{\kappa}(t) \equiv \sum_{\sigma} \kappa_\sigma x_\sigma$ is simply the mean fitness of the population, and $\kappa_m(\sigma', \sigma)$ is the first-order mutation rate constant for mutations from σ' to σ . If $p_m(\sigma', \sigma)$ denotes the probability of mutation from σ' to σ , then it is clear that $\kappa_m(\sigma', \sigma) = \kappa_{\sigma'} p_m(\sigma', \sigma)$. If we let $HD(\sigma', \sigma)$ denote the Hamming distance between σ' and σ , then it is possible to show that,

$$p_m(\sigma', \sigma) = \left(\frac{\epsilon_{\sigma'}}{S-1}\right)^{HD(\sigma', \sigma)} (1 - \epsilon_{\sigma'})^{L-HD(\sigma', \sigma)} \quad (2)$$

The simplest formulation of these equations considers a genome-independent replication error probability ϵ , and a time-independent fitness landscape characterized by a single “master” sequence σ_0 of fitness $k > 1$, with all other sequences set to a fitness of 1. This so-called Single Fitness Peak model (SFP) has been the subject of considerable theoretical treatment [3, 4, 5] (and references therein). The central result of this model is that, in the limit of $L \rightarrow \infty$, the mean equilibrium fitness of the population is given by $ke^{-\mu}$ for $\mu \leq \ln k$, and 1 for $\mu > \ln k$, where $\mu \equiv L\epsilon$. When $\mu < \ln k$, the population is localized in a cluster about the master sequence, resulting in what Eigen called a quasispecies. When $\mu > \ln k$, the population is completely delocalized over the gene sequence space, so that no discernible quasispecies exists.

^{*}Electronic address: etannenb@fas.harvard.edu

[†]Electronic address: deeds@fas.harvard.edu

[‡]Electronic address: eugene@belok.harvard.edu

The transition between the two regimes, at $\mu_{crit} \equiv \ln k$, is known as the error catastrophe. It should be noted that the result of $ke^{-\mu}$ was first derived in 1966 by Kimura and Maruyama [15], and is a standard result in theoretical population genetics.

While the assumption of a linear symbol sequence and conservative replication is correct for modelling single-stranded RNA, a proper extension of the quasispecies model to real organisms should take into account the double-stranded nature of DNA, and also the semiconservative nature of DNA replication. In semiconservative replication, the original DNA molecule is not preserved after replication. Rather, each strand serves as the template for the synthesis of a complementary daughter strand, meaning that after replication, each DNA molecule consists of one parent and one daughter strand [16].

The formulation of the quasispecies equations given above are inadequate to describe evolution with double-stranded, semiconservatively replicated genomes. There are two reasons for this: First of all, because DNA is double-stranded, there is no well-defined Hamming distance between two DNA molecules. Furthermore, because in semiconservative replication the original molecule is destroyed, a mathematical formulation of this process must incorporate an effective death term, which is clearly lacking in the quasispecies equations for conservative replication.

The goal of this paper is to extend Eigen's formulation of the quasispecies equations, to account for the double-stranded and semiconservative nature of DNA replication. This is a necessary first step toward making the quasispecies equations a quantitative tool for analyzing the evolutionary dynamics of unicellular organisms. Then, after obtaining the form of Eigen's equations for the case of double-stranded DNA, we wish to proceed and solve these equations for the simplest landscape, that of the static single fitness peak.

This paper is organized as follows: In the following section, we present an overview of DNA sequence analysis and replication mechanism, followed by a derivation of the appropriate quasispecies equations. We continue in Section III with a discussion of the single fitness peak model. Specifically, we present the infinite sequence length equations, leaving the details of the derivation, which are fairly involved, for Appendix A. We then go on to discuss the error catastrophe, presenting both analytical results and numerical corroboration using stochastic simulations of replicating populations. In Section IV, we discuss our results, and also the extension of our equations to multiple gene models. Finally, we conclude in Section V with a summary of our results, and a discussion of future research plans.

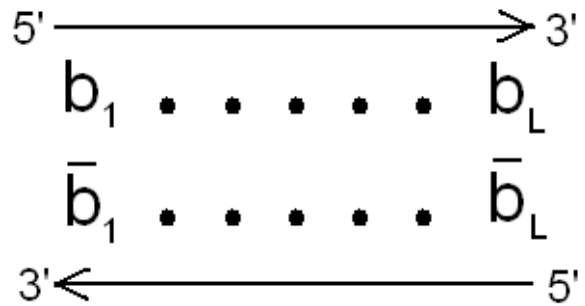


FIG. 1: The anti-parallel nature of double-stranded DNA and RNA

II. DERIVATION OF THE QUASISPECIES EQUATIONS FOR SEMICONSERVATIVE REPLICATION

A. An Overview of DNA Sequence Analysis

Double-stranded DNA consists of two anti-parallel, complementary strands. During transcription, messenger RNA (mRNA) is synthesized in the 5' to 3' direction. The DNA template strand from which RNA synthesis occurs is known as the anti-sense strand, and is read in the 3' to 5' direction. The complementary strand, the sense strand, has the same sequence as the transcribed mRNA, and is “read” in the 5' to 3' direction (the quotes are to indicate that the sense strand does not directly participate in the transcription process). We therefore adopt the convention that DNA and RNA sequences are read in the 5' to 3' direction, as illustrated in Figure 1. However, this convention is arbitrary, and it is equally valid to read DNA and RNA sequences in the 3' to 5' directions. Once a convention is adopted, the anti-parallel nature of double-stranded DNA (or RNA) means that the complementary strands are read in opposite directions. A more detailed explanation can be found in [16].

We consider a double-stranded DNA molecule with generalized alphabet of size $2S$, consisting of “letters” $0, 1, \dots, 2S - 1$. Each “letter” i is assumed to uniquely base pair with $(i + S) \bmod 2S$. For actual DNA, we of course have $S = 2$, and we may make the assignment $A \rightarrow 0$, $G \rightarrow 1$, $T \rightarrow 2$, $C \rightarrow 3$.

Given a DNA molecule of sequence length L , let one of the strands be denoted by $\sigma = b_1 \dots b_L$. If the complement of a base b_i is denoted by \bar{b}_i , then the complementary strand is given by $\bar{\sigma} = \bar{b}_L \dots \bar{b}_1$. Note that $\bar{\bar{\sigma}} = \sigma$, and therefore, each DNA molecule may be denoted by the set $\{\sigma, \bar{\sigma}\} = \{\bar{\sigma}, \sigma\}$.

For single-stranded molecules of length L and alphabet size $2S$, there are $(2S)^L$ distinct sequences. We seek to derive the analogous formula for double-stranded DNA. Given a DNA molecule $\{\sigma, \bar{\sigma}\}$, define the internal Hamming distance $l_I = HD(\sigma, \bar{\sigma})$. If we let $N_I(l_I; L)$ denote the number of DNA molecules of length L with internal Hamming distance l_I , then the total number of distinct

sequences is simply given by $N_{tot} = \sum_{l_I=0}^L N_I(l_I; L)$. We therefore proceed to compute $N_I(l_I; L)$. Due to the possibility of palindromic molecules ($\sigma = \bar{\sigma}$), we need to consider the case of L even and L odd separately.

Given some DNA molecule $\{\sigma, \bar{\sigma}\}$, with $\sigma = b_1 \dots b_L$, suppose we have $b_i = \bar{b}_{L-i+1}$ for some i . Then $\bar{b}_i = b_{L-i+1}$, and hence equality between corresponding bases in σ and $\bar{\sigma}$ comes in pairs whenever $i \neq L - i + 1$. This must always be true, since, if $i = L - i + 1$, then $b_i = \bar{b}_{L-i+1} \Rightarrow b_i = \bar{b}_i$, which is impossible. Therefore, σ and $\bar{\sigma}$ must be equal at an even number of sites, hence l_I must be odd for odd L and even for even L .

Suppose L is odd, so $L = 2l + 1$, and consider some $l_I = 2k + 1$. We have complete freedom to choose b_1, \dots, b_{l+1} . We automatically have $b_{l+1} \neq \bar{b}_{L-l+1}$. Thus, we have $l - k$ remaining sites among b_1, \dots, b_l where we choose b_{L-i+1} such that $\bar{b}_{L-i+1} = b_i$. Equivalently, we have k sites among b_1, \dots, b_l where we choose b_{L-i+1} such that $\bar{b}_{L-i+1} \neq b_i$. There are $\binom{l}{k}$ ways of choosing these sites, and for each such choice, there are $2S - 1$ possible values for each b_{L-i+1} taken to be distinct from \bar{b}_i . Putting together all the degeneracies, we obtain $\binom{l}{k} (2S)^{l+1} (2S - 1)^k$ ways of choosing σ such that $HD(\sigma, \bar{\sigma}) = 2k + 1 = l_I$. However, this still does not give us the set of all distinct DNA molecules $\{\sigma, \bar{\sigma}\}$ with internal Hamming distance l_I , for if $\sigma \neq \bar{\sigma}$, then our counting method generates a given $\{\sigma, \bar{\sigma}\}$ twice, by generating both σ and $\bar{\sigma}$. Since $\sigma = \bar{\sigma}$ if and only if $l_I = 0$, which is impossible for odd L , we have, finally, that,

$$N_I(l_I; L) = \frac{1}{2} \binom{l}{k} (2S)^{l+1} (2S - 1)^k \quad (3)$$

for odd L . Thus, for odd L ,

$$N_{tot} = \frac{1}{2} (2S)^{l+1} \sum_{k=0}^l \binom{l}{k} (2S - 1)^k = \frac{1}{2} (2S)^L \quad (4)$$

If L is even, then we may write $L = 2l$. In this case, l_I is also even, and so $l_I = 2k$ for some $k = 0, \dots, l$. We have complete freedom to choose b_1, \dots, b_l . Proceeding as with the analysis above, we may show that there are $\binom{l}{k} (2S)^l (2S - 1)^k$ ways of choosing σ so that $HD(\sigma, \bar{\sigma}) = l_I$. If $l_I \neq 0$, we need to divide by 2 to get the set of all distinct DNA molecules with internal Hamming distance l_I . Therefore,

$$N_I(l_I; L) = \begin{cases} \frac{1}{2} \binom{l}{k} (2S)^l (2S - 1)^k & \text{for } k \neq 0 \\ (2S)^l & \text{for } k = 0 \end{cases} \quad (5)$$

for even L . Therefore, for even L ,

$$N_{tot} = \frac{1}{2} (2S)^L + \frac{1}{2} (2S)^{\frac{L}{2}} \quad (6)$$

Note the additional $\frac{1}{2} (2S)^{\frac{L}{2}}$ term arising from the contribution of the palindromic sequences.

B. Modelling DNA Replication

The replication of DNA during cell division may be divided into three stages, which are illustrated in Figure 2.

The first stage of DNA replication is strand separation, with each parent strand serving as a template for synthesizing the complementary daughter strands [16]. We may model this stage by writing that a given DNA molecule $\{\sigma, \bar{\sigma}\}$ separates into the single-stranded sequences σ and $\bar{\sigma}$.

As strand separation occurs, daughter strand synthesis is catalyzed via enzymes known as DNA replicases. However, due to errors in the base pairing process, σ is not necessarily paired with $\bar{\sigma}$. Rather, once cell division is finished, the original σ is paired with some σ' , and similarly for $\bar{\sigma}$.

Each genome $\{\sigma, \bar{\sigma}\}$ has a characteristic replication mismatch probability $\epsilon_{\{\sigma, \bar{\sigma}\}}$ (a base-pair-independent mismatch probability is certainly a simplification, but it is an initial starting point). Different genomes may have different replication fidelities, due to various replication error correction mechanisms which may or may not be functioning. For example, in *Escherichia coli*, the DNA replicase Pol III has a built-in proofreading mechanism which excises mismatched bases in the daughter strand [16]. In addition, in many prokaryotes and eukaryotes, DNA daughter strand synthesis is followed by mismatch repair [16], which can distinguish between the parent and daughter strands, thereby allowing the proper repair of mismatches. All such repair mechanisms are gathered within $\epsilon_{\{\sigma, \bar{\sigma}\}}$ in our model.

In the final stage, DNA replication and cell division is complete, and the parent and daughter strands have become indistinguishable. Remaining mismatches in the daughter cells' DNA are eliminated by various maintenance enzymes, which recognize and repair the lesions caused by mismatched base pairs. However, because it is impossible to determine which strand has the incorrect base, the mismatch is correctly repaired with probability $1/2$. The result is that the σ, σ' pair is converted to some $\sigma'', \bar{\sigma}''$, giving the DNA molecule $\{\sigma'', \bar{\sigma}''\}$. A similar process happens for the parent $\bar{\sigma}$ strand.

We wish to derive the probability that a given parent strand σ produces $\{\sigma'', \bar{\sigma}''\}$ in the daughter cell. Let us denote this probability by $p(\sigma, \{\sigma'', \bar{\sigma}''\})$. Also, let $p(\sigma, \sigma')$ denote the probability that σ is paired with σ' during daughter strand synthesis, and let $p((\sigma, \sigma'), (\sigma'', \bar{\sigma}''))$ be the probability that $\sigma \rightarrow \sigma'', \sigma' \rightarrow \bar{\sigma}''$ during post-replicative lesion repair. Then we have, assuming $\sigma'' \neq \bar{\sigma}''$, that,

$$\begin{aligned} p(\sigma, \{\sigma'', \bar{\sigma}''\}) &= \sum_{\sigma'} p(\sigma, \sigma') \times \\ &\quad [p((\sigma, \sigma'), (\sigma'', \bar{\sigma}'')) + p((\sigma, \sigma'), (\bar{\sigma}'', \sigma''))] \\ &= \sum_{\sigma'} p(\sigma, \sigma') p((\sigma, \sigma'), (\sigma'', \bar{\sigma}'')) \end{aligned}$$

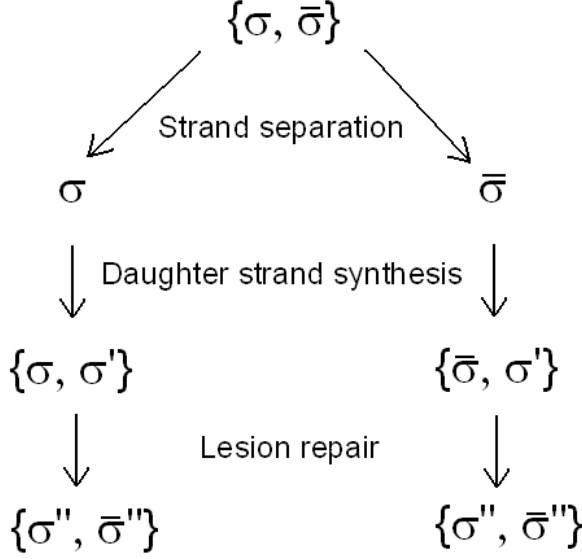


FIG. 2: The three stages of DNA replication

$$+ \sum_{\sigma'} p(\sigma, \sigma') p((\sigma, \sigma'), (\bar{\sigma}'', \sigma'')) \quad (7)$$

If $\sigma'' = \bar{\sigma}''$, then only one of the sums is kept.

We now proceed to compute

$$\begin{aligned} \sum_{\sigma'} p(\sigma, \sigma') p((\sigma, \sigma'), (\sigma'', \bar{\sigma}'')) &= \sum_{l'=0}^{L-l} \binom{L-l}{l'} (2S-1)^{l'} \left(\frac{\epsilon_{\{\sigma, \bar{\sigma}\}}}{2S-1} \right)^{l'+l} (1 - \epsilon_{\{\sigma, \bar{\sigma}\}})^{L-l-l'} \left(\frac{1}{2} \right)^{l'+l} \\ &= \left(\frac{\epsilon_{\{\sigma, \bar{\sigma}\}}/2}{2S-1} \right)^l (1 - \frac{\epsilon_{\{\sigma, \bar{\sigma}\}}}{2})^{L-l} \end{aligned} \quad (8)$$

If we define $\bar{l} = HD(\sigma, \bar{\sigma}'')$, then we obtain that $\sum_{\sigma'} p(\sigma, \sigma') p((\sigma, \sigma'), (\bar{\sigma}'', \sigma'')) = \left(\frac{\epsilon_{\{\sigma, \bar{\sigma}\}}/2}{2S-1} \right)^{\bar{l}} (1 - \frac{\epsilon_{\{\sigma, \bar{\sigma}\}}}{2})^{L-\bar{l}}$. Now, note that $HD(b_1 \dots b_L, b'_1 \dots b'_L) = HD(\bar{b}_L \dots \bar{b}_1, \bar{b}'_L \dots \bar{b}'_1)$, and $HD(b_1 \dots b_L, \bar{b}'_L \dots \bar{b}'_1) = HD(\bar{b}_L \dots \bar{b}_1, b'_1 \dots b'_L)$, so that $l = HD(\sigma, \sigma'') = HD(\bar{\sigma}, \bar{\sigma}'')$, and $\bar{l} = HD(\sigma, \bar{\sigma}'') = HD(\bar{\sigma}, \sigma'')$. Therefore, we obtain that,

$$p(\sigma, \{\sigma'', \bar{\sigma}''\}) = p(\bar{\sigma}, \{\sigma'', \bar{\sigma}''\}) = \begin{cases} \left(\frac{\epsilon_{\{\sigma, \bar{\sigma}\}}/2}{2S-1} \right)^l (1 - \frac{\epsilon_{\{\sigma, \bar{\sigma}\}}}{2})^{L-l} + \left(\frac{\epsilon_{\{\sigma, \bar{\sigma}\}}/2}{2S-1} \right)^{\bar{l}} (1 - \frac{\epsilon_{\{\sigma, \bar{\sigma}\}}}{2})^{L-\bar{l}} & \text{for } \sigma'' \neq \bar{\sigma}'' \\ \left(\frac{\epsilon_{\{\sigma, \bar{\sigma}\}}/2}{2S-1} \right)^l (1 - \frac{\epsilon_{\{\sigma, \bar{\sigma}\}}}{2})^{L-l} & \text{for } \sigma'' = \bar{\sigma}'' \end{cases} \quad (9)$$

C. The Quasispecies Equations

We are now ready to derive the quasispecies equations for semiconservative replication. We consider a population of unicellular, asexually replicating organisms. Let $n_{\{\sigma, \bar{\sigma}\}}$ denote the number of organisms with genome $\{\sigma, \bar{\sigma}\}$. We let $\kappa_{\{\sigma, \bar{\sigma}\}}$ denote the first-order growth rate constant of organisms with genome $\{\sigma, \bar{\sigma}\}$. Then from the replication mechanism illustrated in Figure 2, we ob-

$\sum_{\sigma'} p(\sigma, \sigma') p((\sigma, \sigma'), (\sigma'', \bar{\sigma}''))$. Write $\sigma = b_1 \dots b_L$, $\sigma' = b'_1 \dots b'_L$, and $\sigma'' = b''_1 \dots b''_L$. Let $l \equiv HD(\sigma, \sigma'')$. Let us consider some i for which $b_i = b''_i$. Then b'_i can take on any value, for if $b'_i = \bar{b}''_i$, then no repair is necessary, and we obtain $b_i \rightarrow (b''_i, \bar{b}''_i)$. If $b'_i \neq \bar{b}''_i$, then repair is necessary, and with probability 1/2 it is b'_i that is repaired to \bar{b}''_i , giving once again that $b_i \rightarrow (b''_i, \bar{b}''_i)$. So, let us now consider some i for which $b_i \neq b''_i$. Then b'_i must be equal to \bar{b}''_i . Otherwise, if $b'_i = \bar{b}_i \neq \bar{b}''_i$, then no lesion repair occurs, and we get $b_i \rightarrow (b_i, \bar{b}_i) \neq (b''_i, \bar{b}''_i)$. If $b'_i \neq \bar{b}_i$, then b'_i is repaired with probability 1/2 to \bar{b}_i , or b_i is repaired with probability 1/2 to \bar{b}'_i . Thus, either $b_i \rightarrow (b_i, \bar{b}_i) \neq (b''_i, \bar{b}''_i)$, or $b_i \rightarrow (\bar{b}'_i, \bar{b}'_i) \neq (b''_i, \bar{b}''_i)$, and so the corresponding σ' does not contribute to the sum $\sum_{\sigma'} p(\sigma, \sigma') p((\sigma, \sigma'), (\sigma'', \bar{\sigma}''))$, since $p((\sigma, \sigma'), (\sigma'', \bar{\sigma}'')) = 0$.

Our analysis allows us to perform the sum, assuming a probability $\epsilon_{\{\sigma, \bar{\sigma}\}}$ of a mismatch. For a given σ' , let l' denote the number of sites among the $L-l$ sites which are equal in σ and σ'' for which $b'_i \neq \bar{b}''_i$. There are $\binom{L-l}{l'} (2S-1)^{l'}$ ways of choosing such a σ' . The probability $p(\sigma, \sigma')$ is equal to $\left(\frac{\epsilon_{\{\sigma, \bar{\sigma}\}}}{2S-1} \right)^{l'+l} (1 - \epsilon_{\{\sigma, \bar{\sigma}\}})^{L-l-l'}$. The probability $p((\sigma, \sigma'), (\sigma'', \bar{\sigma}''))$ is then $(\frac{1}{2})^{l'+l}$, so multiplying by the degeneracy in l' and summing over all l' gives,

tain the system of differential equations given by,

$$\begin{aligned} \frac{dn_{\{\sigma, \bar{\sigma}\}}}{dt} &= -\kappa_{\{\sigma, \bar{\sigma}\}} n_{\{\sigma, \bar{\sigma}\}} \\ &+ \sum_{\{\sigma', \bar{\sigma}'\}} \kappa_{\{\sigma', \bar{\sigma}'\}} n_{\{\sigma', \bar{\sigma}'\}} \times \\ &\quad (p(\sigma', \{\sigma, \bar{\sigma}\}) + p(\bar{\sigma}', \{\sigma, \bar{\sigma}\})) \end{aligned} \quad (10)$$

The first term is a death term which takes into account the destruction of the original genome during replication. The terms in the summation take into account the

production of $\{\sigma, \bar{\sigma}\}$ from both σ' and $\bar{\sigma}'$.

We now define $n = \sum_{\{\sigma, \bar{\sigma}\}} n_{\{\sigma, \bar{\sigma}\}}$, and $x_{\{\sigma, \bar{\sigma}\}} = n_{\{\sigma, \bar{\sigma}\}}/n$. Reexpressed in terms of the population fractions $x_{\{\sigma, \bar{\sigma}\}}$, the dynamical equations become,

$$\begin{aligned} \frac{dx_{\{\sigma, \bar{\sigma}\}}}{dt} = & \sum_{\{\sigma', \bar{\sigma}'\}} \kappa_{\{\sigma', \bar{\sigma}'\}} x_{\{\sigma', \bar{\sigma}'\}} \times \\ & (p(\sigma', \{\sigma, \bar{\sigma}\}) + p(\bar{\sigma}', \{\sigma, \bar{\sigma}\})) \\ & - (\kappa_{\{\sigma, \bar{\sigma}\}} + \bar{\kappa}(t)) x_{\{\sigma, \bar{\sigma}\}} \end{aligned} \quad (11)$$

where $\bar{\kappa}(t) \equiv \sum_{\{\sigma, \bar{\sigma}\}} \kappa_{\{\sigma, \bar{\sigma}\}} x_{\{\sigma, \bar{\sigma}\}}$, so is simply the mean

fitness of the population, which arises as a normalization term to ensure that the total population fraction remains 1.

We now proceed to put these equations into a form which is more easily amenable to analysis than the above equations. To this end, we make the following definitions: (1) $\kappa_\sigma \equiv \kappa_{\{\sigma, \bar{\sigma}\}}$, so that $\kappa_{\bar{\sigma}} = \kappa_\sigma$. (2) $\epsilon_\sigma \equiv \epsilon_{\{\sigma, \bar{\sigma}\}}$, so that $\epsilon_\sigma = \epsilon_{\bar{\sigma}}$. Finally, $y_\sigma \equiv \frac{1}{2} x_{\{\sigma, \bar{\sigma}\}}$ if $\sigma \neq \bar{\sigma}$, and $y_\sigma \equiv x_{\{\sigma, \bar{\sigma}\}}$ if $\sigma = \bar{\sigma}$. Clearly, we also have that $y_\sigma = y_{\bar{\sigma}}$.

Now,

$$\begin{aligned} \sum_{\{\sigma', \bar{\sigma}'\}} \kappa_{\{\sigma', \bar{\sigma}'\}} x_{\{\sigma', \bar{\sigma}'\}} (p(\sigma', \{\sigma, \bar{\sigma}\}) + p(\bar{\sigma}', \{\sigma, \bar{\sigma}\})) &= \sum_{\{\sigma', \bar{\sigma}'\}, \sigma' \neq \bar{\sigma}'} \kappa_{\{\sigma', \bar{\sigma}'\}} x_{\{\sigma', \bar{\sigma}'\}} (p(\sigma', \{\sigma, \bar{\sigma}\}) + p(\bar{\sigma}', \{\sigma, \bar{\sigma}\})) \\ &+ \sum_{\{\sigma', \bar{\sigma}'\}, \sigma' = \bar{\sigma}'} \kappa_{\{\sigma', \bar{\sigma}'\}} x_{\{\sigma', \bar{\sigma}'\}} (p(\sigma', \{\sigma, \bar{\sigma}\}) + p(\bar{\sigma}', \{\sigma, \bar{\sigma}\})) \\ &= \sum_{\{\sigma', \bar{\sigma}'\}, \sigma' \neq \bar{\sigma}'} \kappa_{\sigma'} x_{\{\sigma', \bar{\sigma}'\}} p(\sigma', \{\sigma, \bar{\sigma}\}) \\ &+ \sum_{\{\sigma', \bar{\sigma}'\}, \sigma' \neq \bar{\sigma}'} \kappa_{\bar{\sigma}'} x_{\{\sigma', \bar{\sigma}'\}} p(\bar{\sigma}', \{\sigma, \bar{\sigma}\}) \\ &+ \sum_{\{\sigma', \bar{\sigma}'\}, \sigma' = \bar{\sigma}'} 2\kappa_{\sigma'} x_{\{\sigma', \bar{\sigma}'\}} p(\sigma', \{\sigma, \bar{\sigma}\}) \\ &= \sum_{\sigma', \sigma' \neq \bar{\sigma}'} \kappa_{\sigma'} x_{\{\sigma', \bar{\sigma}'\}} p(\sigma', \{\sigma, \bar{\sigma}\}) + 2 \sum_{\sigma', \sigma' = \bar{\sigma}'} \kappa_{\sigma'} x_{\{\sigma', \bar{\sigma}'\}} p(\sigma', \{\sigma, \bar{\sigma}\}) \end{aligned} \quad (12)$$

Therefore, for $\sigma \neq \bar{\sigma}$,

$$\begin{aligned} \frac{dy_\sigma}{dt} = \frac{1}{2} \frac{dx_{\{\sigma, \bar{\sigma}\}}}{dt} &= \frac{1}{2} \sum_{\sigma', \sigma' \neq \bar{\sigma}'} 2\kappa_{\sigma'} y_{\sigma'} \left(\left(\frac{\epsilon_{\sigma'}/2}{2S-1} \right)^{HD(\sigma, \sigma')} \left(1 - \frac{\epsilon_{\sigma'}}{2} \right)^{L-HD(\sigma, \sigma')} + \left(\frac{\epsilon_{\sigma'}/2}{2S-1} \right)^{HD(\bar{\sigma}, \sigma')} \left(1 - \frac{\epsilon_{\sigma'}}{2} \right)^{L-HD(\bar{\sigma}, \sigma')} \right) \\ &+ \sum_{\sigma', \sigma' = \bar{\sigma}'} \kappa_{\sigma'} y_{\sigma'} \left(\left(\frac{\epsilon_{\sigma'}/2}{2S-1} \right)^{HD(\sigma, \sigma')} \left(1 - \frac{\epsilon_{\sigma'}}{2} \right)^{L-HD(\sigma, \sigma')} + \left(\frac{\epsilon_{\sigma'}/2}{2S-1} \right)^{HD(\bar{\sigma}, \sigma')} \left(1 - \frac{\epsilon_{\sigma'}}{2} \right)^{L-HD(\bar{\sigma}, \sigma')} \right) \\ &- (\kappa_\sigma + \bar{\kappa}(t)) y_\sigma \\ &= \sum_{\sigma'} \kappa_{\sigma'} y_{\sigma'} \left(\left(\frac{\epsilon_{\sigma'}/2}{2S-1} \right)^{HD(\sigma, \sigma')} \left(1 - \frac{\epsilon_{\sigma'}}{2} \right)^{L-HD(\sigma, \sigma')} + \left(\frac{\epsilon_{\sigma'}/2}{2S-1} \right)^{HD(\bar{\sigma}, \sigma')} \left(1 - \frac{\epsilon_{\sigma'}}{2} \right)^{L-HD(\bar{\sigma}, \sigma')} \right) \\ &- (\kappa_\sigma + \bar{\kappa}(t)) y_\sigma \\ &= \sum_{\sigma'} \kappa_{\sigma'} y_{\sigma'} \left(\frac{\epsilon_{\sigma'}/2}{2S-1} \right)^{HD(\sigma, \sigma')} \left(1 - \frac{\epsilon_{\sigma'}}{2} \right)^{L-HD(\sigma, \sigma')} + \sum_{\sigma'} \kappa_{\bar{\sigma}'} y_{\bar{\sigma}'} \left(\frac{\epsilon_{\bar{\sigma}'}/2}{2S-1} \right)^{HD(\sigma, \bar{\sigma}')} \left(1 - \frac{\epsilon_{\bar{\sigma}'}}{2} \right)^{L-HD(\sigma, \bar{\sigma}')} \\ &- (\kappa_\sigma + \bar{\kappa}(t)) y_\sigma \\ &= 2 \sum_{\sigma'} \kappa_{\sigma'} y_{\sigma'} \left(\frac{\epsilon_{\sigma'}/2}{2S-1} \right)^{HD(\sigma, \sigma')} \left(1 - \frac{\epsilon_{\sigma'}}{2} \right)^{L-HD(\sigma, \sigma')} - (\kappa_\sigma + \bar{\kappa}(t)) y_\sigma \end{aligned} \quad (13)$$

For $\sigma = \bar{\sigma}$ we get,

$$\begin{aligned} \frac{dy_\sigma}{dt} = \frac{dx_{\{\sigma, \bar{\sigma}\}}}{dt} &= \sum_{\sigma', \sigma' \neq \bar{\sigma}'} 2\kappa_{\sigma'} y_{\sigma'} p(\sigma', \{\sigma, \bar{\sigma}\}) + \\ &2 \sum_{\sigma', \sigma' = \bar{\sigma}'} \kappa_{\sigma'} y_{\sigma'} p(\sigma', \{\sigma, \bar{\sigma}\}) - (\kappa_\sigma + \bar{\kappa}(t)) y_\sigma \end{aligned}$$

$$= 2 \sum_{\sigma'} \kappa_{\sigma'} y_{\sigma'} \left(\frac{\epsilon_{\sigma'}/2}{2S-1} \right)^{HD(\sigma, \sigma')} \left(1 - \frac{\epsilon_{\sigma'}}{2} \right)^{L-HD(\sigma, \sigma')} - (\kappa_{\sigma} + \bar{\kappa}(t)) y_{\sigma} \quad (14)$$

Since we obtain the same set of equations for palindromic and non-palindromic molecules, the final form of our quasispecies equations becomes,

$$\frac{dy_{\sigma}}{dt} = 2 \sum_{\sigma'} \kappa_{\sigma'} y_{\sigma'} \left(\frac{\epsilon_{\sigma'}/2}{2S-1} \right)^{HD(\sigma, \sigma')} \left(1 - \frac{\epsilon_{\sigma'}}{2} \right)^{L-HD(\sigma, \sigma')} - (\kappa_{\sigma} + \bar{\kappa}(t)) y_{\sigma} \quad (15)$$

It is readily shown that $\bar{\kappa}(t) = \sum_{\sigma} \kappa_{\sigma} y_{\sigma}$. It is also readily shown that $y_{\sigma} = y_{\bar{\sigma}}$ for all σ implies that $dy_{\sigma}/dt = dy_{\bar{\sigma}}/dt$ for all σ , and so $y_{\sigma} = y_{\bar{\sigma}}$ is preserved by the evolution.

III. THE SINGLE FITNESS PEAK

A. Overview and Analytical Results

In the single fitness peak model, there exists a unique, master genome $\{\sigma_0, \bar{\sigma}_0\}$ with fitness $k > 1$, with all other genomes having fitness 1. Our fitness landscape is therefore given by $\kappa_{\sigma_0} = \kappa_{\bar{\sigma}_0} = k$, while $\kappa_{\sigma} = 1$ for $\sigma \neq \sigma_0, \bar{\sigma}_0$. We also assume that ϵ_{σ} is independent of σ , so that $\epsilon_{\sigma} = \epsilon$. For this landscape, we wish to obtain the equilibrium behavior of the system of differential equations given by Eq. (15).

For the case of conservative replication, the single fitness peak model may be solved by first grouping the genomes into Hamming classes [3]. Specifically, given the master sequence σ_0 , we may define $HC(l) = \{\sigma | HD(\sigma, \sigma_0) = l\}$. If x_{σ} denotes the population fraction with genome σ , then we define $z_l = \sum_{\sigma \in HC(l)} x_{\sigma}$. The quasispecies equations are then reexpressed in terms of the z_l , and the equilibrium equations may be readily solved in the limit of infinite sequence length, since the backmutation terms become negligible. The result is,

$$\frac{dz_l}{dt} = e^{-\mu} \sum_{l_1=0}^l \frac{1}{l_1!} \kappa_{l-l_1} \mu^{l_1} z_{l-l_1} - \bar{\kappa}(t) z_l \quad (16)$$

where $\kappa_l = k$ for $l = 0$, and 1 for $l > 0$, $\bar{\kappa}(t) = (k-1)z_0 + 1$, and $\mu \equiv L\epsilon$ in the limit $L \rightarrow \infty$.

For the case of semiconservative replication, the single fitness peak model for double-stranded genomes becomes an effectively two fitness peak model. Thus, it is not possible to directly group the genomes into Hamming classes. Nevertheless, the single fitness peak for double-stranded genomes is solvable. The details of the solution, which are fairly involved, may be found in Appendix A. The final result, however, is simple to understand. In the limit of infinite sequence length, σ_0 and $\bar{\sigma}_0$ become infinitely separated. Therefore, locally around σ_0 , $\bar{\sigma}_0$ we

have an effectively single fitness peak model. We may therefore exploit the local symmetry of the landscape and define Hamming classes around σ_0 and $\bar{\sigma}_0$. Thus, $HC(\sigma_0; l) \equiv \{\sigma | HD(\sigma, \sigma_0) = l\}$, and similarly for $\bar{\sigma}_0$. We may then define $w_l = \sum_{\sigma \in HC(\sigma_0; l)} y_{\sigma}$, and \bar{w}_l may be defined similarly with respect to $\bar{\sigma}_0$. However, by symmetry of the landscape we have $w_l = \bar{w}_l$, and so need only consider the dynamics of the w_l . In Appendix A, we show that when expressed in terms of the w_l , the quasispecies equations become,

$$\frac{dw_l}{dt} = 2e^{-\mu/2} \sum_{l_1=0}^l \frac{1}{l_1!} \left(\frac{\mu}{2} \right)^{l_1} \kappa_{l-l_1} w_{l-l_1} - (\kappa_l + \bar{\kappa}(t)) w_l \quad (17)$$

In this case, $\bar{\kappa}(t) = 2(k-1)w_0 + 1$. The reason for this is that w_0 is only the fraction of the population on the fitness peak at σ_0 . By the way we defined our y_{σ} , the total fraction of viable organisms is given by $w_0 + \bar{w}_0 = 2w_0$.

We begin the solution of the infinite sequence length equations by solving for the equilibrium value of w_0 . We have,

$$\frac{dw_0}{dt} = 2ke^{-\mu/2} w_0 - (k + \bar{\kappa}(t)) w_0 \quad (18)$$

which admits the solutions $w_0 = 0$, $\frac{k(2e^{-\mu/2}-1)-1}{2(k-1)}$. Multiplying by 2, we get the equilibrium solution for $x_{\{\sigma_0, \bar{\sigma}_0\}}$ of 0 or $\frac{k(2e^{-\mu/2}-1)-1}{k-1}$. To determine the domain of validity of these solutions, we note that we want $w_0 = 1/2$ for $\mu = 0$. That is, when replication is perfect, then the population resides entirely on the fitness peak $\{\sigma_0, \bar{\sigma}_0\}$. We must also have $w_0 \geq 0$, which holds as long as $k(2e^{-\mu/2}-1)-1 \geq 0 \Rightarrow \mu \leq \mu_{crit} \equiv 2 \ln \frac{2}{1+1/k}$. Therefore, by continuity, we have that for $\mu \leq \mu_{crit}$, the equilibrium solution is $w_0 = \frac{k(2e^{-\mu/2}-1)-1}{2(k-1)}$. For $\mu > \mu_{crit}$, the equilibrium solution becomes $w_0 = 0$. The transition between these two solutions regimes is known as the error catastrophe.

In dealing with conservative replication, another parameter of interest which we consider is the localization length, defined as $\langle l \rangle = \sum_{l=1}^{\infty} l z_l$, where z_l denotes the population fraction at Hamming distance l from the master sequence. We wish to extend the definition of localization length to our model. The complication here is that in the limit of infinite sequence length, the Hamming distances l and \bar{l} to σ_0 and $\bar{\sigma}_0$ (respectively) cannot be simultaneously finite. However, as mentioned previously, the fraction of the population at a Hamming distance l from σ_0 , given by w_l , is equal to the fraction of the population at a Hamming distance l from $\bar{\sigma}_0$, given by \bar{w}_l . Therefore, an appropriate definition for the Hamming distance is to

Parameter	Conservative	Semiconservative
μ_{crit}	$\ln k$	$2 \ln \frac{2}{1+1/k}$
$x_{master} (\mu < \mu_{crit})$	$\frac{ke^{-\mu}-1}{k-1}$	$\frac{k(2e^{-\mu/2}-1)-1}{k-1}$
$\bar{\kappa}(t = \infty) (\mu < \mu_{crit})$	$ke^{-\mu}$	$k(2e^{-\mu/2} - 1)$
$\langle l \rangle (\mu < \mu_{crit})$	$\mu \frac{ke^{-\mu}}{ke^{-\mu}-1}$	$\mu \frac{k(2e^{-\mu/2}-1)}{k(2e^{-\mu/2}-1)-1}$

TABLE I: Comparison of quasispecies equilibrium between conservative and semiconservative replication. It should be noted that $\bar{\kappa}(t = \infty)$ is simply the equilibrium mean fitness of the population.

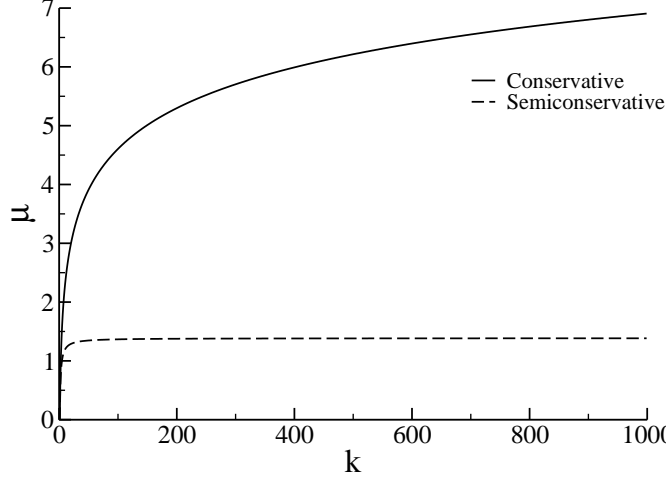


FIG. 3: Plot of μ_{crit} versus k for both conservative and semiconservative replication.

define $\langle l \rangle = \sum_{l=1}^{\infty} 2lw_l$. We may compute $\langle l \rangle$ by using a technique similar to the one developed in [14]. Briefly, a differential equation for the time evolution of $\langle l \rangle$ is derived from the evolution equations for the w_l . The result is,

$$\frac{d\langle l \rangle}{dt} = \langle l \rangle(1 - \bar{\kappa}(t)) + \mu \bar{\kappa}(t) \quad (19)$$

giving at equilibrium that,

$$\langle l \rangle = \mu \frac{\bar{\kappa}(t = \infty)}{\bar{\kappa}(t = \infty) - 1} = \mu \frac{k(2e^{-\mu/2} - 1)}{k(2e^{-\mu/2} - 1) - 1} \quad (20)$$

Note that the localization length is finite for $\mu < \mu_{crit}$, but diverges at the error catastrophe.

For convenience, Table I illustrates the difference between conservative and semiconservative replication.

Figure 3 shows a plot of μ_{crit} versus k for both the conservative and semiconservative cases. Figure 4 shows a plot of $\bar{\kappa}(t = \infty)$ versus μ for $k = 10$ for both the conservative and semiconservative cases. Finally, Figure 5 shows a plot of $\langle l \rangle$ versus μ for $k = 10$ for both the conservative and semiconservative cases.

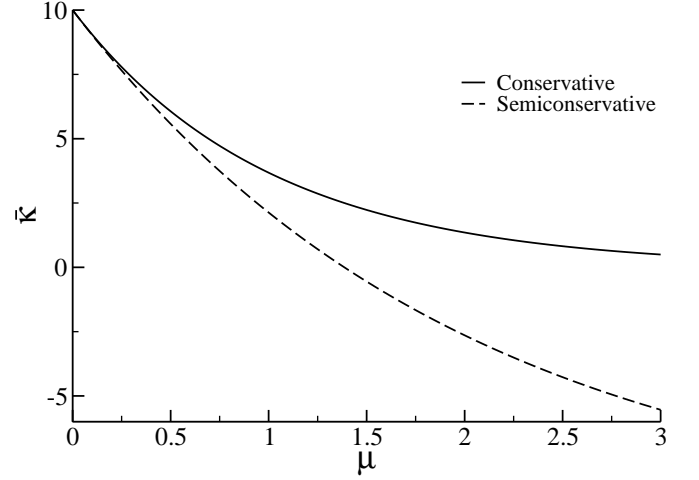


FIG. 4: Plot of $\bar{\kappa}(t = \infty)$ versus μ for $k = 10$.

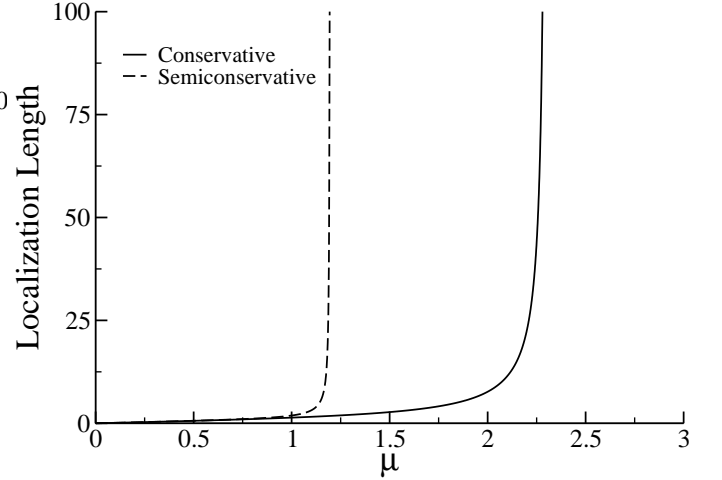


FIG. 5: Plot of $\langle l \rangle$ versus μ for $k = 10$.

B. Numerical Verification Using Stochastic Simulations

In order to allow for independent verification of the semiconservative error catastrophe, we employ stochastic simulations of evolving organisms rather than numerical integration of the equations themselves. The details of these simulations are given in Appendix B.

Our simulations involve constant population sizes of 10^4 organisms with genome lengths of 101 base pairs, using an alphabet size $2S = 4$ to correspond with the alphabet size of DNA. The master sequence on our SFP landscape replicates at each time step with probabil-

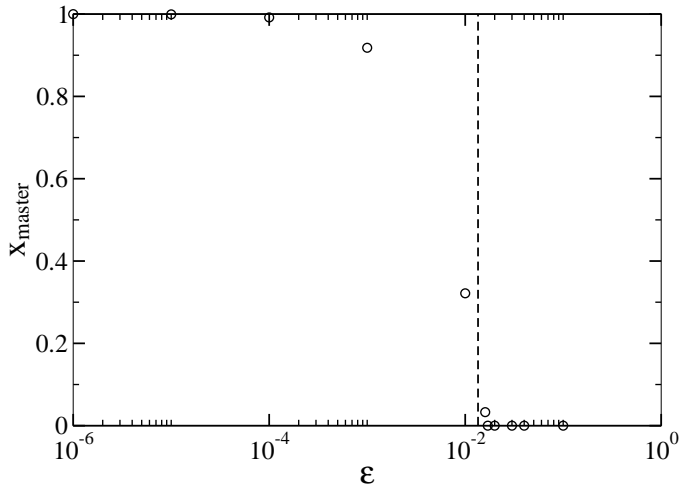


FIG. 6: Error catastrophe in a stochastic simulation of a finite population of semiconservatively replicating organisms.

ity $p_{R,\{\sigma_0,\bar{\sigma}_0\}} = 1$; all other sequences replicate with $p_{R,\{\sigma,\bar{\sigma}\} \neq \{\sigma_0,\bar{\sigma}_0\}} = 0.01$. Transforming these replication probabilities to replication rates for use in the above equations, we have $\kappa_{\{\sigma_0,\bar{\sigma}_0\}} = 100$ given $\kappa_{\{\sigma,\bar{\sigma}\} \neq \{\sigma_0,\bar{\sigma}_0\}} = 1$.

We run our simulations using the above parameters. For those simulations in which the equilibrium value of $x_{\text{master}} > 0$, we calculate the equilibrium fraction of viable organisms as the average of 100 equilibrium steps from 10 independent runs. For those simulations in which the equilibrium value of $x_{\text{master}} = 0$, we verify this behavior in two independent runs. The equilibrium value of x_{master} is calculated as above for various values of ϵ , and the results are displayed in Figure 6. The predicted ϵ_{crit} for the above parameters is indicated in Figure 6 as a dashed line. Note the good agreement between the theoretical prediction of the error catastrophe and the numerical results.

IV. DISCUSSION

The key difference between conservative replication and semiconservative replication is the destruction of the parent genome in the semiconservative case, as opposed to its preservation in the conservative case. This is captured by the functions $e^{-\mu}$ versus $2e^{-\mu/2} - 1$ in the formulas given in Table 1. For conservative replication, $e^{-\mu}$ is simply the probability of correct replication. This probability is always positive, and so, by making k sufficiently large, it is possible to guarantee that the effective growth rate $ke^{-\mu}$ of the master sequence stays above the growth rate of 1 for the unviable sequences. For semiconservative replication, the probability that each strand is matched

with its proper complementary strand is $e^{-\mu/2}$. Therefore, since there are two parent strands, and the parent genome is destroyed during replication, we have the factor $2e^{-\mu/2} - 1$, yielding an effective growth rate of $k(2e^{-\mu/2} - 1)$. However, $2e^{-\mu/2} - 1$ is only positive when $e^{-\mu/2} > 1/2$, or when $\mu < 2\ln 2$. When the probability of correct daughter strand synthesis drops below $1/2$, then the rate of production of viable genomes no longer exceeds the rate of destruction. The result is that replicating faster simply increases the rate of destruction of viable organisms, and therefore does not avoid the error catastrophe.

The semiconservative quasispecies formalism may be naturally extended to more sophisticated models with more than one gene. In this paper, we focused on the single fitness peak model, in which the genome consists of a single, “viability gene,” and the replication error probability is genome-independent.

As an example, we may incorporate mismatch repair into the semiconservative, quasispecies formalism. As with the conservative case [13, 14], we consider a two gene model, in which one gene codes for viability, and the other codes for repair. Thus, a given genome $\{\sigma, \bar{\sigma}\}$ may be written as $\{\sigma_{\text{via}}\sigma_{\text{rep}}, \bar{\sigma}_{\text{rep}}\bar{\sigma}_{\text{via}}\}$. As was done in [13, 14], we may assume a single-fitness peak in both the viability and repair genes, so that there exist “master” sequences $\sigma_{\text{via},0}, \bar{\sigma}_{\text{via},0}$, and $\sigma_{\text{rep},0}, \bar{\sigma}_{\text{rep},0}$ for both viability and repair, respectively. In the single-stranded formulation of the semiconservative model, a given σ has a first-order growth rate $k > 1$ if $\sigma = \sigma_{\text{via},0}\sigma_{\text{rep}}$ or $\bar{\sigma}_{\text{rep}}\bar{\sigma}_{\text{via},0}$. The growth rate constant is 1 otherwise. Furthermore, σ has a functioning mismatch repair system with failure probability ϵ_r if $\sigma = \sigma_{\text{via}}\sigma_{\text{rep},0}$, or $\bar{\sigma}_{\text{rep},0}\bar{\sigma}_{\text{via}}$. Otherwise, mismatch repair is inactivated.

While we leave the solution of this two gene model for future work, we may nevertheless compute the location of the repair catastrophe. As with the case for conservative replication, the repair catastrophe occurs when the effective growth rate constant of viable repairers drops below the growth rate constant of viable non-repairers. For viable repairers, the effective growth rate constant is $k(2e^{-\epsilon_r\mu/2} - 1)$. We have for the non-repairers an effective growth rate constant of viable organisms given by $k(2e^{-(L_{\text{via}}/L)\mu/2} - 1)$. The factor of L_{via}/L arises because in dealing with the overall growth rate of the mutators, we are only concerned with the production of viable organisms. The repairer gene does not need to be correctly replicated.

The repair catastrophe then occurs when $k(2e^{-\epsilon_r\mu/2} - 1) = k(2e^{-(L_{\text{via}}/L)\mu/2} - 1)$, or when $\epsilon_r = L_{\text{via}}/L$. Interestingly, this result is unchanged from the point-mutation, conservative result in [13], or the full solution, conservative result in [14].

V. CONCLUSIONS

This paper extended the quasispecies formalism to include the case of semiconservative replication, in order to allow for the more realistic modelling of the evolutionary dynamics of DNA-based life. While our model is currently most directly applicable to prokaryotic genomes, which generally consist of a single, circular DNA molecule, we believe that it forms the basis for future extension to genomes consisting of multiple chromosomes.

After deriving the quasispecies equations for semiconservative systems, we proceeded to solve them for the simplest landscape, that of the static single fitness peak. As with conservative replication, the solution of the single fitness peak yielded two regimes: A viable regime, where the population is localized about the “master” genome, and an unviable regime, where the population is delocalized over the genome space. The transition between the two regimes is known as the error catastrophe.

The main difference between conservative and semiconservative replication is that for conservative replication, it is possible to push the error catastrophe to arbitrarily high replication error rates by increasing the growth rate constant of the master genome. In semiconservative replication, on the other hand, the probability of correct replication must always be greater than 1/2, in order to avoid the error catastrophe.

Semiconservative replication is therefore considerably less robust to the effect of mutagens than conservative replication. Furthermore, the existence of a lower bound to semiconservative replication fidelity explains why above the error catastrophe, mutagenic agents kill more rapidly replicating cells faster than more slowly replicating cells. Thus, our model provides a mathematical basis for explaining the efficacy of chemotherapeutic agents in treating cancers.

Acknowledgments

This research was supported by an NIH postdoctoral research fellowship, and by a Howard-Hughes Medical Institute pre-doctoral research fellowship.

APPENDIX A: SOLUTION OF THE STATIC SINGLE FITNESS PEAK MODEL FOR SEMICONSERVATIVE REPLICATION

1. Finite Genome Size Equations

To begin, let us define the internal Hamming distance $l_I = HD(\sigma_0, \bar{\sigma}_0)$. Also, let $\sigma_{0,S}$ denote the subsequence of bases where σ_0 and $\bar{\sigma}_0$ are identical, and $\sigma_{0,NS}$ and $\bar{\sigma}_{0,NS}$ denote the subsequences of bases in σ_0 and $\bar{\sigma}_0$, respectively, where they differ. Then given some gene sequence σ , we can break it up into two subsequences

$$\begin{aligned}
 \text{AGTGACTCATGA} &= \sigma \\
 \text{ATCTTAGAGAAG} &= \sigma_0 \\
 &\quad \begin{array}{ccccccc} | & & | & & | & & | \end{array} \\
 \text{CTTCTCTAAGAT} &= \bar{\sigma}_0 \\
 \sigma_{0,S} &= \text{T T A A} \\
 \sigma_{0,NS} &= \text{A C T A G G A G} \\
 \bar{\sigma}_{0,NS} &= \text{C T C C T A G T} \\
 \sigma_S &= \text{G A C G} \\
 \sigma_{NS} &= \text{A T G C T A T A}
 \end{aligned}$$

FIG. 7: Illustration of sequence decomposition into σ_S and σ_{NS} components.

σ_S and σ_{NS} . σ_S denotes the subsequence of bases in σ corresponding to the subsequence of bases where σ_0 , $\bar{\sigma}_0$ are identical. σ_{NS} denotes the subsequence of remaining bases. This is illustrated in Figure 3.

Given some gene sequence σ , we can then characterize it by the following numbers: (1) $l_S \equiv HD(\sigma_S, \sigma_{0,S})$. (2) $l_{NS} \equiv HD(\sigma_{NS}, \sigma_{0,NS})$. (3) $\bar{l}_{NS} \equiv HD(\sigma_{NS}, \bar{\sigma}_{0,NS})$. (4) $\tilde{l}_{NS} \equiv l_{NS} + \bar{l}_{NS} - l_I$, so \tilde{l}_{NS} is simply the number of positions where σ_{NS} differs from both $\sigma_{0,NS}$ and $\bar{\sigma}_{0,NS}$.

Now, any σ' may be generated from any σ by making the appropriate base changes. We can make changes to σ as follows:

1. Let $l_{1,S}$ denote the number of changes to σ_S where σ_S and $\sigma_{0,S}$ are identical. There are $\binom{L-l_I-l_S}{l_{1,S}}(2S-1)^{l_{1,S}}$ possibilities for this set of changes.
2. Let $l_{2,S}$ denote the number of changes to σ_S back to the corresponding base in $\sigma_{0,S}$, where σ_S and $\sigma_{0,S}$ are distinct. The degeneracy in this case is $\binom{l_S}{l_{2,S}}$.
3. Let $l_{3,S}$ denote the number of changes to σ_S to bases distinct from the corresponding bases in $\sigma_{0,S}$, where σ_S and $\sigma_{0,S}$ are distinct. The degeneracy is $\binom{l_S-l_{2,S}}{l_{3,S}}(2S-2)^{l_{3,S}}$.
4. Let $l_{11,NS}$ denote the number of changes to σ_{NS} where σ_{NS} , $\sigma_{0,NS}$ are identical, to bases other than the corresponding ones in $\bar{\sigma}_{0,NS}$. The degeneracy is $\binom{l_I-l_{NS}}{l_{11,NS}}(2S-2)^{l_{11,NS}}$.
5. Let $l_{12,NS}$ denote the number of changes to σ_{NS} where σ_{NS} , $\sigma_{0,NS}$ are identical, to the corresponding bases in $\bar{\sigma}_{0,NS}$. The degeneracy is $\binom{l_I-l_{NS}-l_{11,NS}}{l_{12,NS}}$.

6. Let $\bar{l}_{11,NS}$ denote the number of changes to σ_{NS} where σ_{NS} , $\bar{\sigma}_{0,NS}$ are identical, to bases other than the corresponding ones in $\sigma_{0,NS}$. The degeneracy is $\binom{l_I - \bar{l}_{NS}}{\bar{l}_{11,NS}}(2S - 2)^{\bar{l}_{11,NS}}$.
7. Let $\bar{l}_{12,NS}$ denote the number of changes to σ_{NS} where σ_{NS} , $\bar{\sigma}_{0,NS}$ are identical, to the corresponding bases in $\sigma_{0,NS}$. The degeneracy is $\binom{l_I - \bar{l}_{NS} - \bar{l}_{11,NS}}{\bar{l}_{12,NS}}$.
8. Let $l_{2,NS}$ denote the number of changes to σ_{NS} , where σ_{NS} is distinct from $\sigma_{0,NS}$ and $\bar{\sigma}_{0,NS}$, and the bases are changed to the corresponding bases in $\sigma_{NS,0}$. The degeneracy is $\binom{\bar{l}_{NS}}{l_{2,NS}}$.
9. Let $\bar{l}_{2,NS}$ denote the number of changes to σ_{NS} , where σ_{NS} is distinct from $\sigma_{0,NS}$ and $\bar{\sigma}_{0,NS}$, and the bases are changed to the corresponding bases in $\bar{\sigma}_{NS,0}$. The degeneracy is $\binom{\bar{l}_{NS} - l_{2,NS}}{\bar{l}_{2,NS}}$.
10. Let $l_{3,NS}$ denote the number of changes to σ_{NS} , where σ_{NS} is distinct from $\sigma_{0,NS}$ and $\bar{\sigma}_{0,NS}$, and the bases are changed to bases other than the corresponding ones in $\sigma_{NS,0}$ and $\bar{\sigma}_{NS,0}$. The degeneracy is $\binom{\bar{l}_{NS} - l_{2,NS} - \bar{l}_{2,NS}}{l_{3,NS}}(2S - 3)^{l_{3,NS}}$.

The series of changes to σ defined above yield a σ'

which is at a Hamming distance of $l_{1,S} + l_{2,S} + l_{3,S} + l_{11,NS} + l_{12,NS} + \bar{l}_{11,NS} + \bar{l}_{12,NS} + l_{2,NS} + \bar{l}_{2,NS} + l_{3,NS}$ from σ . Furthermore, the values of l_S , l_{NS} , \bar{l}_{NS} , and \bar{l}_{NS} for σ' are given by,

$$\begin{aligned} l'_S &= l_S + l_{1,S} - l_{2,S} \\ l'_{NS} &= l_{NS} + l_{11,NS} + l_{12,NS} - \bar{l}_{12,NS} - l_{2,NS} \\ \bar{l}'_{NS} &= \bar{l}_{NS} + \bar{l}_{11,NS} + \bar{l}_{12,NS} - l_{12,NS} - \bar{l}_{2,NS} \\ \bar{l}'_{NS} &= \bar{l}_{NS} + l_{11,NS} + \bar{l}_{11,NS} - l_{2,NS} - \bar{l}_{2,NS} \end{aligned} \quad (A1)$$

Now, we will assume that y_σ depends only on l_S , l_{NS} , and \bar{l}_{NS} . At time $t = 0$, we start the evolution by setting $y_\sigma = 0$ for all $\sigma \neq \sigma_0, \bar{\sigma}_0$, and $y_{\sigma_0} = y_{\bar{\sigma}_0} = 1/2$ if $\sigma_0 \neq \bar{\sigma}_0$, and 1 if $\sigma_0 = \bar{\sigma}_0$. Therefore, $y_\sigma = 0$ unless $l_S = 0$ and $l_{NS} = 0$ or $\bar{l}_{NS} = 0$. So certainly y_σ depends only on l_S , l_{NS} , and \bar{l}_{NS} at the start of the evolution. Also, by similar reasoning, we see that the fitness landscape $\{\kappa_\sigma\}$ also depends only on l_S , l_{NS} , \bar{l}_{NS} . If we can show that this implies that dy_σ/dt depends only on l_S , l_{NS} , \bar{l}_{NS} , then y_σ depends only on l_S , l_{NS} , \bar{l}_{NS} throughout the evolution.

So, consider some time t for which the y_σ depend only on l_S , l_{NS} , \bar{l}_{NS} , for all given σ characterized by l_S , l_{NS} , \bar{l}_{NS} . Then we may write $y_{l_S, l_{NS}, \bar{l}_{NS}} \equiv y_\sigma$. We also write $\kappa_\sigma = \kappa_{l_S, l_{NS}, \bar{l}_{NS}}$. Summing over the contributions from the σ' , obtained by the base changes described above, we obtain,

$$\begin{aligned} \frac{dy_{l_S, l_{NS}, \bar{l}_{NS}}}{dt} &= 2 \sum_{l_{1,S}=0}^{L-l_I-l_S} \sum_{l_{2,S}=0}^{l_S} \sum_{l_{3,S}=0}^{l_S-l_{2,S}} \sum_{l_{11,NS}=0}^{l_I-l_{NS}} \sum_{l_{12,NS}=0}^{l_I-l_{NS}-l_{11,NS}} \sum_{\bar{l}_{11,NS}=0}^{l_I-\bar{l}_{NS}} \sum_{\bar{l}_{12,NS}=0}^{l_I-\bar{l}_{NS}-\bar{l}_{11,NS}} \sum_{l_{2,NS}=0}^{\bar{l}_{NS}} \sum_{\bar{l}_{2,NS}=0}^{\bar{l}_{NS}-l_{2,NS}} \sum_{l_{3,NS}=0}^{\bar{l}_{NS}-l_{2,NS}-\bar{l}_{2,NS}} \\ &\quad \binom{L-l_I-l_S}{l_{1,S}} \binom{l_S}{l_{2,S}} \binom{l_S-l_{2,S}}{l_{3,S}} \binom{l_I-l_{NS}}{l_{11,NS}} \binom{l_I-l_{NS}-l_{11,NS}}{l_{12,NS}} \binom{l_I-\bar{l}_{NS}}{\bar{l}_{11,NS}} \binom{l_I-\bar{l}_{NS}-\bar{l}_{11,NS}}{\bar{l}_{12,NS}} \binom{\bar{l}_{NS}}{l_{2,NS}} \binom{\bar{l}_{NS}-l_{2,NS}}{\bar{l}_{2,NS}} \binom{\bar{l}_{NS}-l_{2,NS}-\bar{l}_{2,NS}}{l_{3,NS}} \times \\ &\quad \binom{l_I-\bar{l}_{NS}-\bar{l}_{11,NS}}{\bar{l}_{12,NS}} \binom{\bar{l}_{NS}}{l_{2,NS}} \binom{\bar{l}_{NS}-l_{2,NS}}{\bar{l}_{2,NS}} \binom{\bar{l}_{NS}-l_{2,NS}-\bar{l}_{2,NS}}{l_{3,NS}} \times \\ &\quad (2S-1)^{l_{1,S}} (2S-2)^{l_{3,S}} (2S-2)^{\bar{l}_{11,NS}} (2S-2)^{\bar{l}_{11,NS}} (2S-3)^{l_{3,NS}} \times \\ &\quad \left(\frac{\epsilon/2}{2S-1}\right)^{l_{1,S}+l_{2,S}+l_{3,S}+l_{11,NS}+l_{12,NS}+\bar{l}_{12,NS}+l_{2,NS}+\bar{l}_{2,NS}+l_{3,NS}} \times \\ &\quad \left(1 - \frac{\epsilon}{2}\right)^{L-l_{1,S}-l_{2,S}-l_{3,S}-l_{11,NS}-\bar{l}_{11,NS}-l_{12,NS}-\bar{l}_{12,NS}-l_{2,NS}-\bar{l}_{2,NS}-l_{3,NS}} \times \\ &\quad \kappa_{l_S+l_{1,S}-l_{2,S}, l_{NS}+l_{11,NS}+l_{12,NS}-\bar{l}_{12,NS}-l_{2,NS}, \bar{l}_{NS}+\bar{l}_{11,NS}+\bar{l}_{12,NS}-l_{12,NS}-\bar{l}_{2,NS}} \times \\ &\quad y_{l_S+l_{1,S}-l_{2,S}, l_{NS}+l_{11,NS}+l_{12,NS}-\bar{l}_{12,NS}-l_{2,NS}, \bar{l}_{NS}+\bar{l}_{11,NS}+\bar{l}_{12,NS}-l_{12,NS}-\bar{l}_{2,NS}} \\ &\quad - (\kappa_{l_S, l_{NS}, \bar{l}_{NS}} + \bar{\kappa}(t)) y_{l_S, l_{NS}, \bar{l}_{NS}} \end{aligned} \quad (A2)$$

Note from the sum that $dy_\sigma/dt = dy_{\sigma'}/dt$ for any two σ, σ' characterized by the same l_S , l_{NS} , and \bar{l}_{NS} . Therefore, the assumption that y_σ is determined by l_S , l_{NS} , \bar{l}_{NS} is justified.

We may sum over $l_{3,S}$ and $l_{3,NS}$ to obtain,

$$\frac{dy_{l_S, l_{NS}, \bar{l}_{NS}}}{dt} = 2 \sum_{l_{1,S}=0}^{L-l_I-l_S} \sum_{l_{2,S}=0}^{l_S} \sum_{l_{11,NS}=0}^{l_I-l_{NS}} \sum_{l_{12,NS}=0}^{l_I-l_{NS}-l_{11,NS}} \sum_{\bar{l}_{11,NS}=0}^{l_I-\bar{l}_{NS}} \sum_{\bar{l}_{12,NS}=0}^{l_I-\bar{l}_{NS}-\bar{l}_{11,NS}} \sum_{l_{2,NS}=0}^{\bar{l}_{NS}} \sum_{\bar{l}_{2,NS}=0}^{\bar{l}_{NS}-l_{2,NS}}$$

$$\begin{aligned}
& \binom{L-l_I-l_S}{l_{1,S}} \binom{l_S}{l_{2,S}} \binom{l_I-l_{NS}}{l_{11,NS}} \binom{l_I-l_{NS}-l_{11,NS}}{l_{12,NS}} \times \\
& \binom{l_I-\bar{l}_{NS}}{\bar{l}_{11,NS}} \binom{l_I-\bar{l}_{NS}-\bar{l}_{11,NS}}{\bar{l}_{12,NS}} \binom{\tilde{l}_{NS}}{l_{2,NS}} \binom{\tilde{l}_{NS}-l_{2,NS}}{\bar{l}_{2,NS}} \times \\
& (2S-2)^{l_{11,NS}+\bar{l}_{11,NS}} \left(\frac{\epsilon}{2}\right)^{l_{1,S}} \left(\frac{\epsilon/2}{2S-1}\right)^{l_{2,S}+l_{11,NS}+\bar{l}_{11,NS}+l_{12,NS}+\bar{l}_{12,NS}+l_{2,NS}+\bar{l}_{2,NS}} \times \\
& \left(1-\frac{\epsilon/2}{2S-1}\right)^{l_S-l_{2,S}} \left(1-\frac{\epsilon}{2S-1}\right)^{\bar{l}_{NS}-l_{2,NS}-\bar{l}_{2,NS}} \times \\
& \left(1-\frac{\epsilon}{2}\right)^{L-l_S-\bar{l}_{NS}-l_{1,S}-l_{11,NS}-\bar{l}_{11,NS}-l_{12,NS}-\bar{l}_{12,NS}} \times \\
& \kappa_{l_S+l_{1,S}-l_{2,S}, l_{NS}+l_{11,NS}+l_{12,NS}-\bar{l}_{12,NS}-l_{2,NS}, \bar{l}_{NS}+\bar{l}_{11,NS}+\bar{l}_{12,NS}-l_{12,NS}-\bar{l}_{2,NS}} \times \\
& y_{l_S+l_{1,S}-l_{2,S}, l_{NS}+l_{11,NS}+l_{12,NS}-\bar{l}_{12,NS}-l_{2,NS}, \bar{l}_{NS}+\bar{l}_{11,NS}+\bar{l}_{12,NS}-l_{12,NS}-\bar{l}_{2,NS}} - \\
& (\kappa_{l_S, l_{NS}, \bar{l}_{NS}} + \bar{\kappa}(t)) y_{l_S, l_{NS}, \bar{l}_{NS}}
\end{aligned} \tag{A3}$$

Now, the total number of sequences σ characterized by the Hamming distances l_S , l_{NS} , and \bar{l}_{NS} is given by $C_{l_S, l_{NS}, \bar{l}_{NS}} = \binom{L-l_I}{l_S} \binom{l_I}{l_{NS}} \binom{l_{NS}}{\bar{l}_{NS}} (2S-1)^{l_S} (2S-2)^{\bar{l}_{NS}}$. Then define $z_{l_S, l_{NS}, \bar{l}_{NS}} = C_{l_S, l_{NS}, \bar{l}_{NS}} y_{l_S, l_{NS}, \bar{l}_{NS}}$. We may convert our differential equations from the y to the z representations. After some tedious algebra, the final result is,

$$\begin{aligned}
\frac{dz_{l_S, l_{NS}, \bar{l}_{NS}}}{dt} = & 2 \sum_{l_{1,S}=0}^{L-l_I-l_S} \sum_{l_{2,S}=0}^{l_S} \sum_{l_{11,NS}=0}^{l_I-l_{NS}} \sum_{l_{12,NS}=0}^{l_I-l_{NS}-l_{11,NS}} \sum_{\bar{l}_{11,NS}=0}^{l_I-\bar{l}_{NS}} \sum_{\bar{l}_{12,NS}=0}^{l_I-\bar{l}_{NS}-\bar{l}_{11,NS}} \sum_{l_{2,NS}=0}^{\bar{l}_{NS}} \sum_{\bar{l}_{2,NS}=0}^{\bar{l}_{NS}-l_{2,NS}} \\
& \binom{l_{1,S}+l_S-l_{2,S}}{l_{1,S}} \left(\frac{\epsilon/2}{2S-1}\right)^{l_{1,S}} \left(1-\frac{\epsilon/2}{2S-1}\right)^{l_S-l_{2,S}} \times \\
& \binom{L-l_I-l_S-l_{1,S}+l_{2,S}}{l_{2,S}} \left(\frac{\epsilon}{2}\right)^{l_{2,S}} \times \\
& \binom{\tilde{l}_{NS}-l_{2,NS}-\bar{l}_{2,NS}+l_{11,NS}+\bar{l}_{11,NS}}{\bar{l}_{11,NS}} \binom{\tilde{l}_{NS}-l_{2,NS}-\bar{l}_{2,NS}+l_{11,NS}}{l_{11,NS}} \times \\
& \left(\frac{\epsilon/2}{2S-1}\right)^{l_{11,NS}+\bar{l}_{11,NS}} \left(1-\frac{\epsilon}{2S-1}\right)^{\bar{l}_{NS}-l_{2,NS}-\bar{l}_{2,NS}} \times \\
& \binom{l_I-l_{NS}-l_{11,NS}-l_{12,NS}+l_{2,NS}+\bar{l}_{12,NS}}{\bar{l}_{12,NS}} \binom{l_I-l_{NS}-l_{11,NS}-l_{12,NS}+l_{2,NS}}{l_{2,NS}} \times \\
& \left(\frac{\epsilon/2}{2S-1}\right)^{\bar{l}_{12,NS}+l_{2,NS}} \times \\
& \binom{l_I-\bar{l}_{NS}-\bar{l}_{11,NS}-\bar{l}_{12,NS}+l_{12,NS}+\bar{l}_{2,NS}}{\bar{l}_{2,NS}} \binom{l_I-\bar{l}_{NS}-\bar{l}_{11,NS}-\bar{l}_{12,NS}+l_{12,NS}}{l_{12,NS}} \times \\
& \left(\frac{\epsilon/2}{2S-1}\right)^{\bar{l}_{2,NS}+l_{12,NS}} (2S-2)^{l_{2,NS}+\bar{l}_{2,NS}} \left(1-\frac{\epsilon}{2}\right)^{L-l_S-\bar{l}_{NS}-l_{1,S}-l_{11,NS}-\bar{l}_{11,NS}-l_{12,NS}-\bar{l}_{12,NS}} \times \\
& \kappa_{l_S+l_{1,S}-l_{2,S}, l_{NS}+l_{11,NS}+l_{12,NS}-\bar{l}_{12,NS}-l_{2,NS}, \bar{l}_{NS}+\bar{l}_{11,NS}+\bar{l}_{12,NS}-l_{12,NS}-\bar{l}_{2,NS}} \times \\
& z_{l_S+l_{1,S}-l_{2,S}, l_{NS}+l_{11,NS}+l_{12,NS}-\bar{l}_{12,NS}-l_{2,NS}, \bar{l}_{NS}+\bar{l}_{11,NS}+\bar{l}_{12,NS}-l_{12,NS}-\bar{l}_{2,NS}} - \\
& (\kappa_{l_S, l_{NS}, \bar{l}_{NS}} + \bar{\kappa}(t)) z_{l_S, l_{NS}, \bar{l}_{NS}}
\end{aligned} \tag{A4}$$

2. The Infinite Sequence Length Equations

We are now in a position to derive the infinite sequence length form of the quasispecies equations. We allow $L \rightarrow \infty$ while keeping $\mu \equiv L\epsilon$ fixed. Furthermore, let us define $f_I = l_I/L$, so f_I is the fraction of bases in σ_0 and $\bar{\sigma}_0$ which differ. If we let $p(f_I)$ denote the probability density for f_I , then in the limit of infinite sequence length we obtain that $p(f_I) \rightarrow \delta(f_I - (1 - \frac{1}{2S}))$, where δ is the Dirac δ -

function. Therefore, we take $f_I = 1 - \frac{1}{2S}$ in the $L \rightarrow \infty$ limit.

A slight complication arises in the infinite sequence limit, namely, that $l_I = f_I L \rightarrow \infty$ as $L \rightarrow \infty$. This means that it is impossible for l_{NS} and \bar{l}_{NS} to simultaneously be finite. For if l_{NS} is finite, then $\bar{l}_{NS} = l_I - l_{NS} + \tilde{l}_{NS} = \infty$ and vice versa. The appropriate way to solve these equations is therefore to solve for finite values of l_S , l_{NS} , and \bar{l}_{NS} . Then we can redenote $z_{l_S, l_{NS}, \bar{l}_{NS}}$

by $z_{l_S, l_{NS}, \bar{l}_{NS}}$, and solve in the infinite sequence limit. The symmetry of the landscape allows us to obtain the finite \bar{l}_{NS} population fractions as well, since the population fraction for finite l_S , \bar{l}_{NS} , and \bar{l}_{NS} is then simply given by $z_{l_S, \bar{l}_{NS}, \bar{l}_{NS}}$.

In the following subsection, we show that as $L \rightarrow \infty$, the only terms which survive the limiting process are the $l_{1,S} = l_{11,NS} = \bar{l}_{11,NS} = \bar{l}_{2,NS} = l_{12,NS} = 0$ terms. We also have,

$$\binom{L - l_I - l_S + l_{2,S}}{l_{2,S}} \left(\frac{\epsilon}{2}\right)^{l_{2,S}} \rightarrow \frac{1}{l_{2,S}!} \left(\frac{(1 - f_I)\mu}{2}\right)^{l_{2,S}} \quad (\text{A5})$$

$$\binom{l_I - l_{NS} + l_{2,NS} + \bar{l}_{12,NS}}{\bar{l}_{12,NS}} \binom{l_I - l_{NS} + l_{2,NS}}{l_{2,NS}} \left(\frac{\epsilon/2}{2S-1}\right)^{\bar{l}_{12,NS} + l_{2,NS}} \rightarrow \frac{1}{l_{2,NS}! \bar{l}_{12,NS}!} \left(\frac{f_I \mu}{2(2S-1)}\right)^{\bar{l}_{12,NS} + l_{2,NS}} \quad (\text{A6})$$

$$\left(1 - \frac{\epsilon}{2}\right)^{L - l_S - \bar{l}_{NS} - l_{1,S} - l_{11,NS} - \bar{l}_{11,NS} - l_{12,NS} - \bar{l}_{12,NS}} \rightarrow e^{-\mu/2} \quad (\text{A7})$$

Using the fact that $f_I \rightarrow 1 - \frac{1}{2S}$ as $L \rightarrow \infty$, we obtain, after some manipulation (and after redenoting $\kappa_{l_S, l_{NS}, \bar{l}_{NS}}$ by $\kappa_{l_S, l_{NS}, \bar{l}_{NS}}$), the infinite sequence length equations,

$$\begin{aligned} \frac{dz_{l_S, l_{NS}, \bar{l}_{NS}}}{dt} = & 2e^{-\frac{\mu}{2}} \sum_{l_{1,S}=0}^{l_S} \sum_{l_{1,NS}=0}^{l_{NS}-\bar{l}_{NS}} \sum_{l_{2,NS}=0}^{\bar{l}_{NS}} \frac{1}{l_{1,S}! l_{1,NS}! l_{2,NS}!} \left(\frac{\mu}{4S}\right)^{l_{1,S} + l_{1,NS} + l_{2,NS}} (2S-2)^{l_{2,NS}} \times \\ & \kappa_{l_S - l_{1,S}, l_{NS} - l_{1,NS} - l_{2,NS}, \bar{l}_{NS} - l_{2,NS}} z_{l_S - l_{1,S}, l_{NS} - l_{1,NS} - l_{2,NS}, \bar{l}_{NS} - l_{2,NS}} - \\ & (\kappa_{l_S, l_{NS}, \bar{l}_{NS}} + \bar{\kappa}(t)) z_{l_S, l_{NS}, \bar{l}_{NS}} \end{aligned} \quad (\text{A8})$$

where we have redenoted $l_{2,S}$ by $l_{1,S}$, and $\bar{l}_{12,NS}$ by $l_{1,NS}$.

It should be clear that $z_{0,0,0} = y_{\sigma_0}$. Therefore, $2z_{0,0,0}$ is the total fraction of the population with genome $\{\sigma_0, \bar{\sigma}_0\}$. This gives, $\bar{\kappa}(t) = 2(k-1)z_{0,0,0} + 1$.

Now, as $L \rightarrow \infty$, the sequences σ_0 and $\bar{\sigma}_0$ become infinitely separated. Therefore, we expect that the values of $z_{l_S, l_{NS}, \bar{l}_{NS}}$ for finite l_S , l_{NS} , \bar{l}_{NS} to be dictated by the single fitness peak at σ_0 . Thus, for large L , we expect to obtain a locally single fitness peak model in which we can then assume that y_σ depends only on the Hamming distance $l_S + l_{NS}$ to σ_0 . In the following subsection, we prove this rigorously. We may then group the population into Hamming classes, as with the single fitness peak for conservative replication. Specifically, we define $w_l = \sum_{l_{NS}=0}^l \sum_{\bar{l}_{NS}=0}^{l_{NS}} z_{l - l_{NS}, l_{NS}, \bar{l}_{NS}}$, and finally obtain the infinite sequence length equations given by Eq. (17).

3. Additional Computational Details

a. Derivation of the Infinite Sequence Length Equations from the Finite Sequence Length Equations

In this appendix, we derive the infinite sequence length form for $dz_{l_S, l_{NS}, \bar{l}_{NS}}/dt$ from the corresponding finite se-

quence length equations. Before proceeding, however, we derive some basic inequalities which we will need to use. First of all, note that each $z_{l_S, l_{NS}, \bar{l}_{NS}}$ must be ≤ 1 . Furthermore, note that $\kappa_{l_S, l_{NS}, \bar{l}_{NS}} \leq k$. We also have, $\binom{m+n}{m} \lambda^m = \prod_{i=1}^m \frac{n+i}{i} \lambda \leq ((n+1)\lambda)^m$, and $(1-\lambda)^n \leq 1$ for $\lambda \in [0, 1]$.

We wish to show that in the limit of $L \rightarrow \infty$, the only terms which contribute to the dynamical equations are the $l_{1,S} = l_{11,NS} = \bar{l}_{11,NS} = \bar{l}_{2,NS} = l_{12,NS} = 0$ terms. We prove this by showing that for each of the above indices, the total contribution from all the nonzero terms becomes arbitrarily small as $L \rightarrow \infty$ with $\mu = L\epsilon$ held fixed.

So, we start with the $l_{1,S}$ index. From the inequalities given above, we may note that the summand of Eq. (A4), denoted by $S_{l_S, l_{NS}, \bar{l}_{NS}, l_{1,S}, l_{2,S}, l_{11,NS}, \bar{l}_{11,NS}, l_{12,NS}, \bar{l}_{12,NS}, l_{2,NS}, \bar{l}_{2,NS}}$, has the upper bound,

$$S_{l_S, l_{NS}, \bar{l}_{NS}, l_{1,S}, l_{2,S}, l_{11,NS}, \bar{l}_{11,NS}, l_{12,NS}, \bar{l}_{12,NS}, l_{2,NS}, \bar{l}_{2,NS}}$$

$$\begin{aligned}
&\leq k((l_S + 1)(\frac{\epsilon/2}{2S-1}))^{l_{1,S}}((L+1)\frac{\epsilon}{2})^{l_{2,S}}((\tilde{l}_{NS} + 1)(\frac{\epsilon/2}{2S-1}))^{l_{11,NS}}((\tilde{l}_{NS} + 1)(\frac{\epsilon/2}{2S-1}))^{\tilde{l}_{11,NS}} \times \\
&((l_I + 1)(\frac{\epsilon/2}{2S-1}))^{\tilde{l}_{12,NS}}((l_I + 1)(\frac{2S-2}{2S-1}\frac{\epsilon}{2}))^{l_{2,NS}}((l_{NS} - \tilde{l}_{NS} + 1)(\frac{2S-2}{2S-1}\frac{\epsilon}{2}))^{\tilde{l}_{2,NS}}((l_{NS} - \tilde{l}_{NS} + 1)(\frac{\epsilon/2}{2S-1}))^{l_{12,NS}}
\end{aligned} \tag{A9}$$

Now, at fixed μ , choose L to be sufficiently large so that $(L+1)\frac{\epsilon}{2} = \frac{1}{2}(\mu + \epsilon) < \mu$. Then certainly $(l_I + 1)(\frac{\epsilon/2}{2S-1}) < \frac{\mu}{2S-1}$. We then have,

$$\begin{aligned}
&\sum_{l_{1,S}=1}^{L-l_I-l_S} \sum_{l_{2,S}=0}^{l_S} \sum_{l_{11,NS}=0}^{l_I-l_{NS}} \sum_{l_{12,NS}=0}^{l_I-l_{NS}-l_{11,NS}} \sum_{\tilde{l}_{11,NS}=0}^{l_{NS}-\tilde{l}_{NS}} \sum_{\tilde{l}_{12,NS}=0}^{l_{NS}-\tilde{l}_{NS}-\tilde{l}_{11,NS}} \sum_{l_{2,NS}=0}^{\tilde{l}_{NS}} \sum_{\tilde{l}_{2,NS}=0}^{\tilde{l}_{NS}-l_{2,NS}} \\
&S_{l_S, l_{NS}, \tilde{l}_{NS}, l_{1,S}, l_{2,S}, l_{11,NS}, l_{12,NS}, \tilde{l}_{11,NS}, \tilde{l}_{12,NS}, l_{2,NS}, \tilde{l}_{2,NS}} \\
&\leq k \sum_{l_{1,S}=1}^{L-l_I-l_S} ((l_S + 1)(\frac{\epsilon/2}{2S-1}))^{l_{1,S}} \sum_{l_{2,S}=0}^{l_S} \mu^{l_{2,S}} \sum_{l_{11,NS}=0}^{l_I-l_{NS}} ((\tilde{l}_{NS} + 1)(\frac{\epsilon/2}{2S-1}))^{l_{11,NS}} \times \\
&\sum_{l_{12,NS}=0}^{l_I-l_{NS}} ((l_{NS} - \tilde{l}_{NS} + 1)(\frac{\epsilon/2}{2S-1}))^{l_{12,NS}} \sum_{\tilde{l}_{11,NS}=0}^{l_{NS}-\tilde{l}_{NS}} ((\tilde{l}_{NS} + 1)(\frac{\epsilon/2}{2S-1}))^{\tilde{l}_{11,NS}} \times \\
&\sum_{\tilde{l}_{12,NS}=0}^{l_{NS}-\tilde{l}_{NS}} (\frac{\mu}{2S-1})^{\tilde{l}_{12,NS}} \sum_{l_{2,NS}=0}^{\tilde{l}_{NS}} \mu^{l_{2,NS}} \sum_{\tilde{l}_{2,NS}=0}^{\tilde{l}_{NS}} ((l_{NS} - \tilde{l}_{NS} + 1)(\frac{\epsilon}{2}))^{\tilde{l}_{2,NS}}
\end{aligned} \tag{A10}$$

Now, let $A_l \equiv \sum_{k=0}^l \mu^k$. Also, note that $\sum_{n=m}^{\infty} \lambda^n = \frac{\lambda^m}{1-\lambda}$, for $|\lambda| < 1$. Therefore, note that an upper bound for the product given above is simply, $kA_{l_S+l_{NS}}^3((l_S + l_{NS} + 1)(\epsilon/2))/(1 - (l_S + l_{NS} + 1)(\epsilon/2))^5$. Therefore, as $L \rightarrow \infty$, so that $\epsilon \rightarrow 0$ in such a way that μ is fixed, we see that the contribution of the $l_{1,S} > 0$ terms to the evolution dynamics approaches 0. Therefore, we need only consider the $l_{1,S} = 0$ terms in the limit of infinite sequence length. Using a similar argument to the one given above, we can systematically eliminate the contributions from the $l_{11,NS}, l_{12,NS}, \tilde{l}_{11,NS}, \tilde{l}_{12,NS} > 0$ as well. This establishes the infinite sequence length form of our differential equations. We should note that convergence to the infinite sequence length form is not uniform, as can be seen by the $l_S + l_{NS}$ dependence of our upper bound.

b. Simplification of the Infinite Sequence Length Equations

We wish to show that, as $L \rightarrow \infty$, we may assume that $y_{l_S, l_{NS}, \tilde{l}_{NS}}$ becomes dependent only on $l_S + l_{NS}$, which will thereby allow us to considerably simplify the infinite sequence length equations (Eq. (A4)).

To proceed with this simplification, let us first determine the effect that $y_{l_S, l_{NS}, \tilde{l}_{NS}}$ depending only on $l_S + l_{NS}$ has on $z_{l_S, l_{NS}, \tilde{l}_{NS}}$. We have, $z_{l_S, l_{NS}, \tilde{l}_{NS}} = C_{l_S, l_{NS}, \tilde{l}_{NS}} y_{l_S, l_{NS}, \tilde{l}_{NS}}$. But, $y_{l_S, l_{NS}, \tilde{l}_{NS}} = y_{l_S, l_{NS}, 0} = z_{l_S, l_{NS}, 0}/C_{l_S, l_{NS}, 0}$. Putting everything together, we ob-

tain,

$$z_{l_S, l_{NS}, \tilde{l}_{NS}} = \binom{l_{NS}}{\tilde{l}_{NS}} (2S-2)^{\tilde{l}_{NS}} z_{l_S, l_{NS}, 0} \tag{A11}$$

A similar procedure yields,

$$\begin{aligned}
z_{l_S, l_{NS}, 0} &= \binom{l_S + l_{NS}}{l_{NS}} \frac{l_I!(L-l_I-l_S-l_{NS})!}{(l_I-l_{NS})!(L-l_I-l_S)!} \times \\
&(2S-1)^{-l_{NS}} z_{l_S+l_{NS}, 0, 0}
\end{aligned} \tag{A12}$$

As $L, l_I \rightarrow \infty$, we get,

$$\begin{aligned}
&\frac{l_I!}{(l_I-l_{NS})!} \frac{(L-l_I-l_S-l_{NS})!}{(L-l_I-l_S)!} \rightarrow \\
&(\frac{l_I}{L-l_I})^{l_{NS}} = (\frac{f_I}{1-f_I})^{l_{NS}} = (2S-1)^{l_{NS}}
\end{aligned} \tag{A13}$$

giving, $z_{l_S, l_{NS}, 0} = \binom{l_S+l_{NS}}{l_{NS}} z_{l_S+l_{NS}, 0, 0}$. Therefore,

$$z_{l_S, l_{NS}, \tilde{l}_{NS}} = \binom{l_S + l_{NS}}{l_{NS}} \binom{l_{NS}}{\tilde{l}_{NS}} (2S-2)^{\tilde{l}_{NS}} z_{l_S+l_{NS}, 0, 0} \tag{A14}$$

We wish to show that it is this relation which is preserved by the evolution equations. Note that at time $t = 0$, we have $z_{l_S, l_{NS}, \tilde{l}_{NS}} = \frac{1}{2} \delta_{l_S+l_{NS}, 0}$, so that this relation holds at $t = 0$. If we can show that if this relation holds for all $z_{l_S, l_{NS}, \tilde{l}_{NS}}$ at some time t , then it holds for $dz_{l_S, l_{NS}, \tilde{l}_{NS}}/dt$, it follows that it holds throughout the evolution.

We note also that $\kappa_{l_S, l_{NS}, \tilde{l}_{NS}}$ only depends on $l_S + l_{NS}$ in the limit of infinite sequence length. Therefore, we

may define $\kappa_{l_S+l_{NS}} = \kappa_{l_S, l_{NS}, \tilde{l}_{NS}}$, with $\kappa_0 = k$, and $\kappa_l = 1$ otherwise. So, suppose at some time t we have that Eq. (A14) holds for all $l_S, l_{NS}, \tilde{l}_{NS}$. Then, after switching

notation from $l_S, l_{NS}, \tilde{l}_{NS}$ to p, q, r , we have,

$$\begin{aligned}
\frac{dz_{p,q,r}}{dt} &= \sum_{j=0}^p \sum_{k=0}^{q-r} \sum_{l=0}^r \frac{1}{j!k!l!} \left(\frac{\mu}{4S}\right)^{j+k+l} (2S-2)^l \kappa_{p+q-j-k-l} \binom{p+q-j-k-l}{p-j} \binom{q-k-l}{r-l} \times \\
&\quad (2S-2)^{r-l} z_{p+q-j-k-l,0,0} - (\kappa_{p,q,r} + \bar{\kappa}(t)) \binom{p+q}{p} \binom{q}{r} (2S-2)^r z_{p+q,0,0} \\
&= \binom{p+q}{p} \binom{q}{r} (2S-2)^r \sum_{m=0}^{p+q} \frac{1}{m!} \left(\frac{\mu}{4S}\right)^m \kappa_{p+q-m} z_{p+q-m,0,0} \times \\
&\quad \left[\frac{1}{\binom{p+q}{m}} \sum_{j+k+l=m, (j,k,l) \in [0,p] \times [0,q-r] \times [0,r]} \binom{p}{j} \binom{q-r}{k} \binom{r}{l} \right] - (\kappa_{p,q,r} + \bar{\kappa}(t)) \binom{p+q}{p} \binom{q}{r} (2S-2)^r z_{p+q,0,0} \\
&= \binom{p+q}{p} \binom{q}{r} (2S-2)^r \frac{dz_{p+q,0,0}}{dt}
\end{aligned} \tag{A15}$$

The last two lines are derived by noting that the product of the factorials, $\frac{1}{j!k!l!} \binom{p+q-j-k-l}{p-j} \binom{q-k-l}{r-l}$, is equal to, $\binom{p+q}{p} \binom{q}{r} \frac{1}{(j+k+l)!} \frac{\binom{p}{j} \binom{q-r}{k} \binom{r}{l}}{\binom{p+q}{j+k+l}}$, and then by noting that $\sum_{j+k+l=m, (j,k,l) \in [0,p] \times [0,q-r] \times [0,r]} \binom{p}{j} \binom{q-r}{k} \binom{r}{l} = \binom{p+q}{m}$. This relation can be derived by expanding $(x+1)^{p+q}$ in two different ways: First by direct expansion using the binomial theorem, and second by expanding $(x+1)^p$, $(x+1)^{q-r}$, $(x+1)^r$ separately, and then taking the product. Matching powers of x yields the relation given above.

Note that that we have shown that $z_{p,q,r} = \binom{p+q}{p} \binom{q}{r} (2S-2)^r z_{p+q,0,0}$ for all p, q, r throughout the evolution. Then given some l , let us collect all the population at Hamming distance l from σ_0 by defining $w_l = \sum_{m=0}^l \sum_{r=0}^m z_{l-m,m,r}$. We then have, $w_l = z_{l,0,0} \sum_{m=0}^l \sum_{r=0}^m \binom{l}{m} \binom{m}{r} (2S-2)^r = (2S)^l z_{l,0,0}$. Therefore, using the expression for $dz_{l,0,0}/dt$, we immediately obtain the infinite sequence length equations given by Eq. (17).

APPENDIX B: NOTES ON THE IMPLEMENTATION OF THE STOCHASTIC SIMULATIONS

To allow for independent verification of the semiconservative error catastrophe, we develop a stochastic framework that directly simulates the population dynamics of evolving organisms. These simulations are stochastic in that replication and error events occur with some probability at each time step in the simulation.

Although the stochastic system we develop mirrors the

system described in the semiconservative quasispecies equations, we do not include any *a priori* information from these equations in our simulations.

The stochastic system consists of a population of N organisms. Each organism contains a genome with two strands: σ and its complement $\bar{\sigma}$. Each genome sequence is associated with a probability of replication $p_{R,\{\sigma,\bar{\sigma}\}}$ that describes the probability that an individual with that genome will replicate at each time step. If a genome is chosen to replicate, the strands separate into two daughter organisms which proceed to replicate the opposing strand. Each base on that strand is correctly replicated with a probability of $1 - \epsilon$. After complementary strand synthesis, lesions in the genome of the daughter organisms are repaired, and in the absence of parent-strand-specific repair mechanisms the “correct” base-pairing is retained in the daughter with probability $1/2$.

In order to maintain a relatively constant population size in our system, we impose the constraint that N is less than or equal to some N_{max} . To meet this constraint, after a round of replication proceeds through the population, if $N > N_{max}$, individuals are removed from the population until $N = N_{max}$. Each individual in the population has equal probability $(1/N)$ of being removed at this step.

Although we employ a single-gene, single-fitness-peak model for the purposes of this work, the stochastic framework described here is very general and may be employed to explore the dynamics of populations in much more complicated systems.

-
- [1] M. Eigen, *Naturewissenschaften* **58**, 465 (1971).
 - [2] M. Eigen, J. McCaskill, and P. Schuster, *Adv. Chem. Phys.* **75**, 149 (1989).
 - [3] J. Swetina and P. Schuster, *Biophys. Chem.* **16**, 329 (1982).
 - [4] P. Tarazona, *Phys. Rev. A* **45**, 6038 (1992).
 - [5] S. Galluccio, *Phys. Rev. E* **56**, 4526 (1997).
 - [6] R. Pastor-Satorras and R. Sole, *Phys. Rev. E* **64**, 051909 (2001).
 - [7] S. Altmeyer and J. McCaskill, *Phys. Rev. Lett.* **86**, 5819 (2001).
 - [8] S. Franz and L. Peliti, *J. Phys. A: Math. Gen.* **30**, 4481 (1997).
 - [9] P.R.A. Campos and J.F. Fontanari, *Phys. Rev. E* **58**, 2664 (1998).
 - [10] D. Alves and J.F. Fontanari, *Phys. Rev. E.* **57**, 7008 (1998).
 - [11] M. Nilsson and N. Snoch, *Phys. Rev. E* **65**, 031901 (2002).
 - [12] M. Nilsson and N. Snoch, *Phys. Rev. Lett.* **84**, 191 (2000).
 - [13] E. Tannenbaum, E.J. Deeds, and E.I. Shakhnovich, *Phys. Rev. Lett.* **91**, 138105 (2003).
 - [14] E. Tannenbaum, and E.I. Shakhnovich, *cond-mat/0306224*, (2003) (submitted to *Phys. Rev. E*).
 - [15] M. Kimura, and T. Maruyama, *Genetics*, **54**, 1337 (1966).
 - [16] D. Voet and J. Voet, *Biochemistry* (John Wiley and Sons, Inc., New York, NY, 1995), 2nd ed.