

Interlayer tunneling redux

Sudip Chakravarty,¹ Hae-Young Kee,² and Klaus Volker²¹Department of Physics and Astronomy, University of California Los Angeles, Los Angeles, California 90095-1547, USA²Department of Physics, University of Toronto, Ontario, Canada M5S 1A7

(Dated: February 19, 2019)

We revisit the interlayer tunneling theory of high temperature superconductors and formulate it as a mechanism by which the striking systematics of the transition temperature within a given homologous series can be understood. We pay attention not only to the enhancement of pairing, as was originally suggested, but also to the role of competing order parameters that tend to suppress superconductivity, and to the charge imbalance between inequivalent outer and inner CuO_2 planes in a unit cell. Calculations based on a generalized Ginzburg-Landau theory yield results that bear robust and remarkable resemblance to experimental observations.

PACS numbers:

Superconducting transition temperatures, T_c , of the cuprates have a striking dependence on the number of CuO_2 -layers within a unit cell of a homologous series: not just the magnitude, but the actual systematics of T_c remain an outstanding puzzle even to this day, that is, more than fifteen years after their discovery. Interlayer tunneling theory (ILT) [1] was invented to confront this issue seriously, but was later proven to be incorrect [2], and "consigned to the dustbin" of history [3]. What was proven to be incorrect, strictly, was a conjecture by Anderson [4, 5] that the entire pairing mechanism is due to interlayer tunneling, including materials containing a single CuO_2 -plane within a unit cell.

That interlayer tunneling should be interpreted only as an enhancing mechanism of pairing, was first indicated in Ref. [6], and then articulated again in Refs. [7, 8], but the reason for the behavior of the transition temperature as a function of the number of layers, shown in Fig. 1, was not understood. For multilayer cuprates, ILT defined in this sense seems to be important in the c-axis infrared response [9], but this is not what we discuss here. In the present paper, we calculate the full systematics of T_c of a homologous series, as shown in Fig. 1, and show that it can be explained by the interplay of the enhancement mechanism, the charge imbalance of the layers, and the existence of a competing order parameter.

A homologous series is a family of compounds having the same charge-reservoir block, but n CuO_2 -planes in the infinite-layer block, which in turn consists of $(n-1)$ bare cation planes and n CuO_2 -planes [10]. A priori, it does not appear chemically meaningful to compare across different homologous series. Clear systematics of T_c are only evident within a given homologous series. Even then it is well known that the superconducting transition temperature for a given material is a dome shaped function of doping. So, a comparison within a given homologous series can also be misleading, if this fact is not considered. We shall compare the optimal values of T_c for members of a given homologous series. There may well be a systematic dependence of

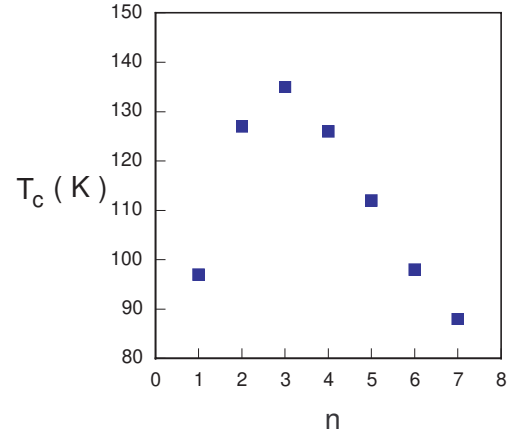


FIG. 1: Transition temperature within a homologous series: $\text{HgBa}_2\text{Ca}_{n-1}\text{Cu}_n\text{O}_{2n+2+}$; adapted from Ref. [11]

T_c for other doping levels, but this deserves more careful scrutiny. An experimentally well studied example [11] is the family $\text{HgBa}_2\text{Ca}_{n-1}\text{Cu}_n\text{O}_{2n+2+}$ whose T_c , optimized with respect to the oxygen concentration, as a function of n , is shown in Fig. 1. The formal copper valence $v_{\text{Cu}} = 2(n+1)/n$ is also a bell shaped curve that peaks at $n = 3$. For other families, the transition temperatures are known to follow a similar pattern, often peaking at $n = 3$ or 4.

Imagine that two dimensional planes, indexed by j , are stacked to form unit cells consisting of n layers of a three-dimensional superconductor such that the mean-field free energy functional for a unit cell is (A is the area of the two-dimensional plane)

$$F_s = A \sum_j \left(\frac{1}{2} \psi_j^\dagger \psi_j + \frac{1}{2} \psi_j \psi_j^\dagger - c_j \psi_j \psi_{j+1} + \text{c.c.} \right); \quad (1)$$

where ψ_j , ψ_j^\dagger , and c_j are parameters, and the gradient terms are left out in mean-field theory; at zero temperature, $T = 0$, this is of course the ground state energy. On symmetry grounds, there are no arguments to distinguish

between the following two choices of the interlayer coupling: $(j_{j,j+1} + c\phi)$ and $j_{j,j+1}^2$. The latter [12] is the same as the former, except that it shifts the quadratic term. We choose the former on purely phenomenological grounds (We work with the physical free energy, with the renormalized quadratic term, rather than the bare free energy.), although this choice can be viewed to be a coarse grained description of Ref. [1]. Our tacit choice results in a significant enhancement of pairing at the mean field level due to interlayer coupling, while the choice $j_{j,j+1}^2$ does not, because its minimum value is zero. For a conventional superconductor, Eq. 1 can not be correct, because the coupling energy arising from Josephson effect is known to be proportional to $[1 - \cos(\phi_{j,j+1})]$, where the unity reflects the single particle tunneling, not $\cos(\phi_{j,j+1})$, where ϕ is the phase of the order parameter.

Microscopically, it has been difficult to justify the interlayer coupling in Eq. 1. Initially, non-Fermi liquid nature of the normal state [1] was used to argue that the single particle tunneling along the c -direction will be suppressed, while the pair tunneling will not be. The status of this idea still remains uncertain. However, in the presence of a pseudogap, one can offer another argument [13]: because the single particle tunneling must be irrelevant at low energies below the gap, it should simply drop out of all microscopic considerations. Pair tunneling, on the other hand, is a coherent zero energy process [14]. Note that the tunneling matrix element in the momentum space is peaked [1, 15] where the gap is large, and therefore the existence of nodes cannot change this argument. In any case, regardless of its precise microscopic justification, Eq. 1 is a legitimate free energy functional that yields the correct phenomenology, as will be shown below.

To go beyond mean field theory, gradient terms must be included, which in general reduce the mean field transition temperature. In this paper, we shall almost entirely restrict ourselves to mean field theory, except for a few brief comments about fluctuation effects. The solution to the mean field problem defined in Eq. 1 is well known [6, 16]. The T_c initially rises with n and then saturates. Although the rise is significant, it does not capture the subsequent drop and the maximum at $n = 3 - 4$. There is a clear review of this effort in Ref. [17], where it is shown that close to T_c , the quartic term can be dropped, and the problem reduces to finding the largest eigenvalue of a set of linear equations determining the minimum of F_s . We shall show below that the neglect of the quartic term does not allow us to incorporate the idea of a competing order, which is crucial to our present analysis that gives the observed dependence of T_c with n .

Recently, the existence of a competing order parameter close to optimal doping is under intense scrutiny [18, 19, 20, 21, 22, 23]. One wonders if this idea is ultimately responsible for the downturn of T_c with n . We

shall follow Ref. [22] in constructing a concrete model, where the competing order is the d -density wave (DDW), but any other suitable order parameter can be used to produce the same results. For the free energy of the competing order that breaks time reversal symmetry and couples to the superconducting order parameter, we consider, for a unit cell of n layers,

$$F_c = A \sum_j a_j^2 + \frac{1}{2} b_j^4 + j_j^2 j_j^2 : \quad (2)$$

The coupling between a_j and j_j is a fourth order invariant, and therefore, to be consistent, the individual fourth order terms in Eqs. 1 and 2 in a_j and j_j can not be neglected, as was remarked earlier. Note that we have ignored the interlayer coupling of the DDW order parameter j_j , since this can be shown to be negligibly small [26].

Another relevant fact has recently emerged from nuclear magnetic resonance measurements [24] of the Hg-series up to $n = 5$. Using an empirical relation between the spin part of the ^{63}Cu Knight shift and the hole concentration for materials with $n = 1$ and $n = 2$, the hole doping of the individual planes, up to $n = 5$, has been deduced. It is found that in a unit cell, the outer layers tend to get overdoped, while the inner layers tend to get underdoped. In fact, a purely electrostatic Madelung energy calculation, which should provide the major part of the effect, confirms their Knight shift measurements; see also Refs. [25]. We now incorporate the observed doping imbalance in the formalism of the competing order parameter as follows.

We write the complete Ginzburg-Landau free energy, $F = F_s + F_c$, for the n -layer system as

$$F = A \sum_j (x_j) j_j^2 + \frac{1}{2} j_j^4 - c \sum_j j_{j,j+1} + c\phi : \\ + a(x_j) \sum_j a_j^2 + \frac{1}{2} b_j^4 + j_j^2 j_j^2 ; \quad (3)$$

where $a(x_j)$ and (x_j) are functions of the doping x_j for each layer, and all other parameters are assumed to be constant. For the single-layer system, the minimum of the free energy is easily found analytically, but in the general case we resort to numerical minimization. We use a downhill simplex method combined with simulated annealing [27] to determine the individual order parameters j_j and a_j for each layer in a unit cell. As an indicator for the superconducting transition temperature we take the root mean square average of j_j over all layers, at zero temperature: $T_{c, \text{rms}} = \sqrt{\frac{1}{n} \sum_{j=1}^n (j_j^2)}$.

In order to reproduce the well known dome-like shape of the superconducting order parameter for a one-layer cuprate, we make use of the notion of competing order in the one-layer material. We choose $(x_j) = 5(x_j - 0.3)$, $a(x_j) = 13.5(x_j - 0.22)$, $b = 1$, and $c = 0.6$. The phase diagram is shown in Fig. 2 (see also Ref. [22]).

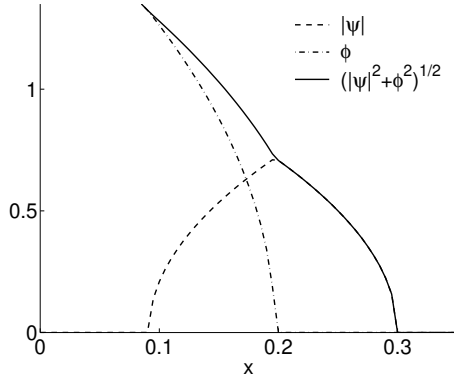


FIG. 2: The $T = 0$ phase diagram of a one-layer cuprate as a function of doping, x . The parameters are described in the text.

For $n = 3$, the Ginzburg-Landau parameters $a(x_j)$ and $\kappa(x_j)$ differ between the layers, due to the charge imbalance between inner and outer layers in a unit cell. In accordance with Ref. [24], we assume that a total amount of charge is transferred from the $(n-2)$ inner layers to the two outer layers, so that the effective doping is now $x_I = [1 - (n-2)]x$ on the inner layers, and $x_O = [1 + 2]x$ on the outer layers. Here x is the average, or nominal, doping per layer, given by

$$x = \frac{1}{n} [2x_O + (n-2)x_I] \quad (4)$$

The charge imbalance is given by $\delta = 0.1, 0.35$, and 0.6 for the three, four, and five-layer systems, respectively [24]. The interlayer coupling γ_c is the only remaining free parameter in the problem. Figure 3 shows the dependence of T_c at optimal doping on the number of layers, for $\gamma_c = 0.15$. The results capture the dependence found in experiments: interlayer coupling enhances the transition temperature up to $n = 3$, but the large doping imbalance, combined with the competing order, reduce the optimal T_c beyond three layers.

The reader will notice that the increase in the T_{rms} from $n = 1$ to $n = 3$ is 21%, while in Fig. 1, the increase in T_c over the same range is 37%. The drop from $n = 3$ to $n = 5$ is, however, similar in magnitude. In principle, this can be fixed by adjusting parameters, but it would not be very meaningful for two reasons. First, the actual enhancement of T_c for different homologous series differs in magnitude. Second, we have merely calculated the mean-field order parameters at $T = 0$. Fluctuation effects will surely be important for the actual transition temperatures. Fluctuations (see below) will depress the T_c for $n = 1$ more than the T_c for $n = 3$. Thus, the overall increase in T_c will be greater than 21%, which is an improvement in the right direction.

Our calculation has a simple interpretation: even if the material is nominally at optimal doping, the charge imbalance will cause the inner layers to be effectively

underdoped, and the outer layers to be effectively overdoped. Therefore, on the inner layers, a competing order parameter will develop and suppress superconductivity. On the outer layers, suppression of superconductivity is due to the change in the density of states (increase in ρ).

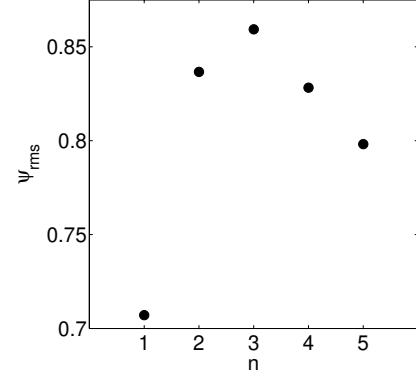


FIG. 3: The root mean square average of the superconducting order parameter at $T = 0$, averaged over all n layers in a unit cell, as an indicator for the transition temperature.

We have already remarked that the inclusion of fluctuation effects will suppress the mean-field transition temperature, but they result in an additional effect [6]: conventional Josephson coupling between the layers j_j j_{j+1} can suppress fluctuations and raise the actual transition temperature closer to the mean-field value, as the layers are coupled, that is, even conventional interlayer coupling can compensate, to some degree, the reduction of the mean-field transition temperature due to fluctuations, which will appear as an enhancement of T_c with the number of layers. This mechanism was indeed explored [28], but the enhancement of T_c was too small to explain the striking data shown in Fig. 1. Of course, in this calculation any mechanism to explain the bell-shaped profile of T_c as a function of n was missing.

We also remind the readers that, in a BCS superconductor, the density of states is changed very little by the small hopping matrix elements of the electrons between the layers. Consequently, there is little effect on the mean-field transition temperature from the density of states.

There are other noteworthy attempts to explain the systematics of T_c . Recently, a mid-infrared scenario was proposed in Ref. [29], which did not exhibit the downturn with n as shown in Fig. 1. While there are some controversies [30, 31], the basic idea of large changes in the electron-energy-loss spectroscopy and optical properties in the mid-infrared regime on entering the superconducting state still remain untested and would be interesting to pursue experimentally.

In a recent ILT study [32], T_c was studied as a function of doping, but the bell-shaped behavior as a function of n was not found. The authors do correctly point out the importance of the charge imbalance once n is greater

than or equal to 3. They also correctly criticize the work described in Ref. [33]. In this reference, t^0 , in a t^0 J model (t is the nearest neighbor hopping, t^0 is the next nearest neighbor hopping, and J is the superexchange coupling), was singled out as the parameter that reflects the difference between the various cuprates in terms of T_c . This is inconsistent with the data for various homologous series for which t^0 is almost the same, but T_c varies dramatically. Another effort to explain the systematics of T_c on the basis of an "indirect exchange pairing" was given in Ref. [34].

In summary, we have given a simple explanation of a fifteen year old puzzle in high T_c cuprates. We have provided an extended Ginzburg-Landau model that incorporates interlayer tunneling, the charge imbalance in multilayer cuprates, and a competing order parameter [35]. In the future, it would be interesting to study this model more fully, including the gradient terms, to derive other consequences of our theory. Finally, it is clear, if the present idea is correct, that to increase T_c further it would be necessary to dope the system in such a way that the layers do not develop a charge imbalance and nucleate a competing order.

S.C. acknowledges support from the National Science Foundation, Grant No. NSF-DMR-9971138 (S.C.). H.-Y.K. and K.V. acknowledge support from the Canadian Institute for Advanced Research, Canada Research Chair, and Natural Sciences and Engineering Research Council of Canada. H.-Y.K. was also supported by the Alfred P. Sloan Foundation. We would like to thank the Aspen Center for Physics, where this collaboration was initiated.

-
- [1] S. Chakravarty, A. Sudb, P. W. Anderson, and S. Strong, *Science* 261, 337 (1993).
- [2] K. A. Moler et al., *Science* 279, 1193 (1998); A. A. Tsvetkov et al., *Nature* 395, 360 (1998); J.R. Kirtley et al., *Phys. Rev. Lett.* 81, 2140 (1998).
- [3] P. W. Anderson, *cond-mat/0201429*.
- [4] P. W. Anderson, *Science* 268, 1154 (1995).
- [5] P. W. Anderson, *Science* 279, 1196 (1998).
- [6] S. Chakravarty, *Eur. Phys. J. B* 5, 337 (1998).
- [7] S. Chakravarty, H.-Y. Kee, and E. Abraham s, *Phys. Rev. Lett.* 82, 2366 (1998).
- [8] S. Chakravarty, H.-Y. Kee, and E. Abraham s, *Phys. Rev. B* 67, 100504 (2003).
- [9] D. Munzar, T. Holden, C. Bernhard *Phys. Rev. B* 67, 020501 (2003); Dom inik Munzar, Christian Bernhard, Todd Holden, Andrzej G olnik, Josef Hum lek, and Manuel Cardona, *Phys. Rev. B* 64, 024523 (2001).
- [10] H. Yam auchi, M. Karppinen, and S. Tanaka, *Physica C* 263, 146 (1996).
- [11] See I. G. Kuzem skaya, A. L. Kuzem sky, and A. A. Chegbokov, *J. Low Temp. Phys.* 118, 147 (2000); see also earlier references: E. V. Antipov, S. M. Loureiro, C. Chaillout, J. J. Capponi, P. Bordet, J. L. Tholence, S. N. Putilin, M. Marezio, *Physica C* 215, 1 (1993); B. A. Scott, E. Y. Suard, C. C. Tsuei, D. B. Mitzi, T. R. McGuire, B.-H. Chen, D. Walker, *Physica C* 230, 239 (1994). A maximum T_c at $n = 3$ is also reported in the series $(\text{Hg}_{0.7}\text{C}_{0.3})\text{Sr}_2\text{Ca}_{n-1}\text{Cu}_n\text{O}_y$ ($n = 2-5$) [E. S. Itskevich and E. V. Zhasinas, *Physica C* 295, 193 (1999)].
- [12] T. Suzuki and T. Matsubara, *Phys. Lett.* 37 A, 13 (1971); W. E. Lawrence and S. Doniach, *Proc. 12th Int. Conf. Low Temp. Phys.*, 361, edited by E. Kanda (Keigaku, Tokyo, 1971).
- [13] The argument is similar in spirit to that of V. J. Emery, S. A. Kivelson, and O. Zachar, *Phys. Rev. B* 59, 15641 (1999), where the single particle tunneling between the stripes is argued to be irrelevant in the presence of a spin gap, but not the Josephson pair tunneling. This was first clearly articulated by S. Khlébnikov, *Phys. Rev. B* 53, R11964 (1996), even though the actual details of his model were different.
- [14] An intriguing manifestation of it is evident in Raman scattering. See D. Munzar and M. Cardona, *Phys. Rev. Lett.* 90, 077001 (2003).
- [15] O. K. Andersen et al., *J. Phys. Chem. Solids* 56, 1573 (1995).
- [16] P. W. Anderson, *The theory of superconductivity in the high- T_c cuprates*, (Princeton University Press, Princeton, New Jersey, 1997).
- [17] L. Jansen and R. Block, *Physica A* 289, 165 (2001).
- [18] J. L. Tallon, J. W. Loram, G. V. M. Williams, J. R. Cooper, I. R. Fisher, J. D. Johnson, M. P. Staines, C. Bernhard, *Phys. Stat. Sol. (b)* 215, 531 (1999).
- [19] C. M. Varma, *Phys. Rev. Lett.* 83, 3538 (1999).
- [20] S. Kivelson, E. Fradkin, and V. Emery, *Nature* 393, 550 (1998).
- [21] S. Caprara et al., *J. Phys. IV* 9, 329 (1999).
- [22] S. Chakravarty, R. B. Laughlin, Dirk K. Morr, and Chetan Nayak *Phys. Rev. B* 63, 094503 (2001).
- [23] S. Sachdev, *Rev. Mod. Phys.* 75, 913 (2003).
- [24] H. Kotegawa, Y. Tokunaga, K. Ishida, G.-q. Zheng, Y. Kitaoka, K. Asayama, H. Kito, A. Iyo, H. Ihara, K. Tanaka, K. Tokiwa, T. Watanabe, *J. Phys. Chem. of Solids* 62, 171 (2001).
- [25] E. M. Haines and J. L. Tallon, *Phys. Rev. B* 45, 3172 (1992); M. DiStasio, K. A. Muller, and L. Pietronero, *Phys. Rev. Lett.* 64, 2827 (1990).
- [26] S. Chakravarty, H.-Y. Kee, and C. Nayak, *Int. J. Mod. Phys. B* 15, 2901 (2001).
- [27] W. H. Press et al., *Numerical Recipes in C*, 2nd ed. (Cambridge University Press, Cambridge 1992).
- [28] E. W. Carlson et al., *Phys. Rev. Lett.* 83, 612 (1999).
- [29] A. J. Leggett, *Phys. Rev. Lett.* 83, 392 (1999); *J. Phys. Chem. Solids* 59, 1729 (1998); *Proc. Natl. Acad. Sci. USA* 96, 8365 (1999).
- [30] A. J. Leggett, *Phys. Rev. Lett.* 85, 3984 (2000).
- [31] L. Jansen and R. Block, *Phys. Rev. Lett.* 85, 3983 (2000).
- [32] X. J. Chen and H. Q. Lin, *cond-mat/0306680*.
- [33] E. Pavarini, I. Dasgupta, T. Saha-Dasgupta, O. Jepsen, and O. K. Andersen, *Phys. Rev. Lett.* 87, 047003 (2001).
- [34] L. Jansen and R. Block, *Physica A* 293, 465 (2001).
- [35] We wish to emphasize that competing order is not necessary, but only sufficient, for the existence of the dome shaped behavior of T_c as a function of doping for a single layer compound, although competing effects are clearly necessary.