

Homogeneous Nucleation in Inhomogeneous Media I: Nucleation in a Temperature Gradient

David Reguera*

*Department of Chemistry and Biochemistry, UCLA,
607 Charles E. Young East Drive, Los Angeles, CA 90095-1569*

J. M. Rubi†

Department of Chemistry, Norwegian University of Science and Technology, 7491 Trondheim, Norway

We introduce a general formalism to analyze nucleation phenomena in inhomogeneous media which considers the influence of the metastable phase, which is treated as a heat bath in which clusters are embedded, in the dynamics of the nucleation process. A kinetic equation for the evolution of the probability density of the clusters, taking into account possible inhomogeneities in the bath, is derived using mesoscopic nonequilibrium thermodynamics. From it, we obtain the nucleation rate and analyze the role played by the metastable phase in the process. We discuss in particular condensation and polymer crystallization in a temperature gradient.

I. INTRODUCTION

Nucleation is the initial step in many phase transformations, and thus plays a crucial role in many processes of scientific and technological importance^{1,2,3,4,5}. Despite many years of intense investigation, it is still a very challenging topic due to the inherent difficulties associated with the nonequilibrium nature of the phenomenon, and to the fact that the most interesting entity, namely, the embryo of the new phase or *nucleus*, is a unstable and highly improbable object. Due to these difficulties, the analysis has been mostly focused on the simplest case of homogeneous, isothermal and isotropic nucleation. But the real situation under which nucleation very often occurs does not correspond to those conditions. One has to take into account that the real process occurs in a medium, which in general has spatial, thermal or velocity inhomogeneities, and which in turn may exert a significant influence in the process.

One of the situations in which this fact becomes more evident is in polymer crystallization. Contrary to the case of solidification of simple substances, the crystallization of polymers occurs over a wide range of temperatures. Moreover, in realistic situations, the external conditions, especially those concerning the temperature, may change with time and thus alter the process significantly. These characteristics make it necessary to study the process under nonisothermal and inhomogeneous conditions.

Our aim in this paper is to develop a more realistic model of nucleation and crystallization that considers the possible influence of the medium. We will focus on the simplest cases in which the medium may affect the kinetics. These cases involve the presence of spatial inhomogeneities in the thermodynamic properties or in the conditions under which nucleation occurs; the presence of temperature gradients; and, finally, the influence of flow and stress in the nucleation process, a feature that will be discussed in the accompanying paper (henceforth referred to as Paper II).

In the case of homogeneous isotropic nucleation, we can leave spatial dependencies aside since the process occurs identically at any point within the system. We can thus focus our description on the evolution of cluster size as a function of external conditions (pressure, temperature, density). Homogeneity thus justifies the use of a global thermodynamic approach.

However, when the system is inhomogeneous, the conditions controlling condensation and crystallization vary from point to point and therefore a local description of the process must be considered.

For this purpose, we will divide the whole sample into volume elements small enough so that, within them, temperature, pressure, density, etc. may be considered homogeneous, but large enough to guarantee that thermodynamics can still be applied. In terms of length scales, this means that the typical length of the volume element must be much smaller than the gradients present at the system and much larger than any length at the molecular scale.

It is important to remark, that nucleation involves two clearly different length scales of respective macroscopic and mesoscopic natures. The macroscopic scale is the one on which thermodynamic quantities such as pressure, temperature, density, etc. vary, and these quantities can be considered as uniform within each elementary cell, even though they may change along the sample. On the other hand, nucleation occurs on a mesoscopic scale.

For that reason, mesoscopic nonequilibrium thermodynamics (MNET)⁶⁻¹⁴ becomes the natural framework within which analyze the process. MNET is a powerful, and systematic method to describe the kinetics of nonequilibrium processes occurring on the mesoscopic scale. In its present formulation¹⁵, it constitutes a generalization of the standard nonequilibrium thermodynamics, capable of describing the kinetics of mesoscopic entities in terms of arbitrary variables

of state or degrees of freedom. It has been applied successfully to many out-of-equilibrium processes, and also to the kinetics of homogeneous nucleation^{13,16,17}.

The key ingredient in extending the formalism to the present situation (i.e. an inhomogeneous medium) is to carry out a local description resorting to a reference state in which local equilibrium¹⁸ is assumed to hold. Starting from this reference state we use the MNET formalism in order to obtain the Fokker-Planck equation describing the dynamics of the nucleation process in this inhomogeneous medium. The resulting Fokker-Planck equation provides a complete description of the system at the mesoscopic level. However, it contains more information than is accessible from experiments, performed on a macroscopic scale. We then describe the macroscopic evolution of the system using hydrodynamic equations, constructed by averaging the relevant quantities with the probability density occurring in the Fokker-Planck equation.

In this way, one obtains the kinetic equations governing both nucleation and transport in the system. The formalism is able to recover some results of the kinetic theory, but in a more simple and systematic way, within a nonequilibrium thermodynamics framework. In particular, we obtain relaxation equations that can describe the short-time inertial regime of the dynamics. However, for nucleation, this short-time regime is usually not relevant, hence we focus our analysis on a long-time regime where diffusion is the dominant mechanism of transport.

For simplicity, we will not consider angular variables. These can be easily incorporated into our scheme, but their inclusion complicates the description of the process. For the sake of concreteness, we investigate in detail two interesting cases. In the first situation, analyzed in the present paper, we derive the kinetic equations governing nucleation in spatially inhomogeneous systems under the presence of a temperature gradient. The second situation, discussed separately in Paper II, involves nucleation in a stationary flow, representative of the influence of stresses or mechanical processing. These examples resemble situations of practical interest. Using the results obtained within our theoretical framework, we finally discuss their implications for both condensation experiments and polymer crystallization¹⁹.

II. NUCLEATION UNDER SPATIALLY INHOMOGENEOUS NON-ISOTHERMAL CONDITIONS

Consider a nucleation process taking place in a non-isothermal situation where the metastable phase, globally at rest, is subjected to conditions that create a stationary temperature profile $T(\mathbf{x})$, where \mathbf{x} is the position coordinate.

The presence of spatial inhomogeneities makes it necessary to perform a local description in terms of $f(n, \mathbf{x}, \mathbf{u}, t)/N$, the probability density of finding a cluster of $n \in (n, n + dn)$ molecules at position $\mathbf{x} \in (\mathbf{x}, \mathbf{x} + d\mathbf{x})$, with velocity $\mathbf{u} \in (\mathbf{u}, \mathbf{u} + d\mathbf{u})$, at time t . N is the total number of clusters in the system. The whole system is then characterized thermodynamically by the local energy density *per cluster* $e(\mathbf{x}, t)$, the entropy density *per cluster* $s(\mathbf{x}, t)$, and the number density

$$\rho(\mathbf{x}, t) = \rho_m + \rho_c \equiv \rho_m + \int f(n, \mathbf{x}, \mathbf{u}, t) d\mathbf{u} dn, \quad (1)$$

where ρ_m is the density of the heat bath, assumed constant.

Entropy variations of the system, can be expressed in terms of the corresponding local thermodynamic quantities through the Gibbs equation (see Appendix of Paper II)

$$\delta(\rho s) = \frac{\delta(\rho e)}{T} - \frac{1}{T} \int \mu(n, \mathbf{x}, \mathbf{u}, t) \delta f(n, \mathbf{x}, \mathbf{u}, t) d\mathbf{u} dn, \quad (2)$$

where $\mu(n, \mathbf{x}, \mathbf{u}, t)$ is a generalized chemical potential. Notice that the last term in the previous equation is reminiscent of the corresponding one for a mixture in which the different components would be specified by the pair of indices n and \mathbf{u} . The generalized chemical potential can be specified through the use of the Gibbs' entropy postulate. This formula establishes the connection between statistical mechanics and thermodynamics through the definition of the entropy in terms of a probability distribution function, i.e.

$$\rho s = -k_B \int f \ln \frac{f}{f_{leq}} d\mathbf{u} dn + (\rho s)_{leq}, \quad (3)$$

where f_{leq} and ρs_{leq} are, respectively, the probability distribution and the entropy at local equilibrium (indicated by the subscript *leq*). Variation of this expression yields

$$\delta(\rho s) = -k_B \int \delta f \ln \frac{f}{f_{leq}} d\mathbf{u} dn + \delta(\rho s)_{leq}, \quad (4)$$

where the variation of the local equilibrium entropy satisfies the fundamental equation of thermodynamics

$$\delta(\rho s)_{leq} = \frac{1}{T} \delta(\rho e)_{leq} - \mu_{leq} \delta \rho_{leq}, \quad (5)$$

and $\mu_{leq}(\mathbf{x})$ denotes the local equilibrium chemical potential which is independent of n and \mathbf{u} , but in general will depend on position. By comparison of the previous equation with the Gibbs equation (2), one obtains the expression for the generalized chemical potential

$$\mu(n, \mathbf{u}, \mathbf{x}, t) = k_B T \ln \frac{f}{f_{leq}} + \mu_{leq}(\mathbf{x}), \quad (6)$$

essentially the chemical potential for a species identified by the indices n and \mathbf{u} .

At local equilibrium, the system, viewed as a gas of clusters in the metastable phase, is described at each position by an equilibrium distribution function of the internal variables (i.e velocities and sizes) in which the temperature is that at \mathbf{x} . Consequently, the local equilibrium distribution is just the probability of occurrence of an equilibrium fluctuation represented by a cluster of n particles and velocity \mathbf{u} ²⁰

$$f_{leq}(n, \mathbf{u}, \mathbf{x}, t) = \exp \left(\frac{\mu_{leq} - C(n, \mathbf{u})}{k_B T} \right). \quad (7)$$

The quantity $C(n, \mathbf{u})$ denotes the free energy cost of formation of a cluster of size n , velocity \mathbf{u} and mass $m(n) = m_1 n$, and is given by

$$C(n, \mathbf{u}) = \Delta G(n) + \frac{1}{2} m(n) \mathbf{u}^2, \quad (8)$$

where $\Delta G(n)$ represents the free energy of formation of a cluster of size n *at rest* and the second term is its kinetic energy. By using the local equilibrium distribution (7), the chemical potential can be written as

$$\mu(n, \mathbf{x}, \mathbf{u}, t) = k_B T \ln f(n, \mathbf{x}, \mathbf{u}, t) + C(n, \mathbf{u}), \quad (9)$$

which corresponds to that of an ideal system since interactions between clusters have been neglected.

The next step is to formulate the conservation laws governing the evolution of the relevant quantities of the system, namely the probability density f , the internal energy $e(\mathbf{x}, t)$, and the entropy $s(\mathbf{x}, t)$. In absence of external forces, the continuity equation for f may in general be written as

$$\frac{\partial f}{\partial t} = -\mathbf{u} \cdot \nabla f - \frac{\partial}{\partial \mathbf{u}} \cdot \mathbf{J}_u - \frac{\partial J_n}{\partial n}, \quad (10)$$

where J_n is the flux of clusters in size space, and \mathbf{J}_u is a new current resulting from the interaction of the clusters with the heat bath.

The conservation law for the local energy density is^{6,18}

$$\frac{\partial \rho e}{\partial t} = -\nabla \cdot \mathbf{J}_q, \quad (11)$$

and states that, in the absence of external forces and viscous heating effects, the *total* internal energy of the fluid element at \mathbf{x} can only be altered by a heat flux \mathbf{J}_q .

The rate of entropy change per unit volume can be evaluated by differentiating the Gibbs equation (2) with respect to time. Thus

$$\frac{\partial \rho s}{\partial t} = \frac{1}{T} \frac{\partial \rho e}{\partial t} - \frac{1}{T} \int \mu \frac{\partial f}{\partial t} dnd\mathbf{u}. \quad (12)$$

Introducing the energy balance (11) and the continuity equation (10), we obtain

$$\begin{aligned} \frac{\partial \rho s}{\partial t} &= -\frac{1}{T} \nabla \cdot \mathbf{J}_q \\ &+ \frac{1}{T} \int \left(\mathbf{u} \cdot \nabla f + \frac{\partial}{\partial \mathbf{u}} \cdot \mathbf{J}_u + \frac{\partial J_n}{\partial n} \right) dnd\mathbf{u}. \end{aligned} \quad (13)$$

Integrating by parts, assuming that the fluxes vanish at the boundaries, and introducing Eq. (9) for the chemical potential leads to the following balance equation for the entropy

$$\frac{\partial \rho s}{\partial t} = -\nabla \cdot \mathbf{J}_s + \sigma, \quad (14)$$

where the entropy flux \mathbf{J}_s is given by

$$\mathbf{J}_s = \frac{1}{T} \mathbf{J}'_q - k_B \int \mathbf{u} f (\ln f - 1) dnd\mathbf{u} - \int f \mathbf{u} \frac{(\Delta G(n) - \Delta H(n))}{T} dnd\mathbf{u}, \quad (15)$$

and the entropy production σ , which must be positive semidefinite according to the second law of thermodynamics, is

$$\sigma = -\frac{1}{T^2} \mathbf{J}'_q \cdot \nabla T - \frac{1}{T} \int \mathbf{J}_u \cdot \frac{\partial \mu}{\partial \mathbf{u}} dnd\mathbf{u} - \frac{1}{T} \int J_n \frac{\partial \mu}{\partial n} dnd\mathbf{u}. \quad (16)$$

In Eq. (15), $\Delta H(n)$ is the enthalpy of an n -cluster and \mathbf{J}'_q is the irreversible heat flux

$$\mathbf{J}'_q = \mathbf{J}_q - \int f \mathbf{u} \left(\Delta H(n) + \frac{1}{2} m(n) \mathbf{u}^2 \right) dnd\mathbf{u}, \quad (17)$$

in which the integral represents the transport of heat due to the diffusion of clusters. In order to obtain the entropy flux we employed the identity

$$\int \nabla \cdot (\mathbf{u} f) \ln f dnd\mathbf{u} = \nabla \cdot \left(\int \mathbf{u} f (\ln f - 1) dnd\mathbf{u} \right), \quad (18)$$

and the thermodynamic Gibbs-Helmholtz relation¹⁸

$$\nabla \left(\frac{\Delta G(n)}{T} \right) = -\frac{\Delta H(n)}{T^2} \nabla T, \quad (19)$$

valid when the system is in mechanical equilibrium.

The entropy production can be interpreted as a sum of products of conjugate forces and fluxes¹⁸. In the present situation, Eq. (16) allow us to identify the thermodynamic forces

$$-\frac{1}{T^2} \nabla T, -\frac{1}{T} \frac{\partial \mu}{\partial \mathbf{u}}, -\frac{1}{T} \frac{\partial \mu}{\partial n}, \quad (20)$$

conjugate to the heat flux \mathbf{J}_q , velocity flux \mathbf{J}_u , and size flux J_n , respectively. Thus it becomes clear that the origin of the thermodynamic forces are the presence of gradients or, in accordance with Eq. (6), variations of the distribution function with respect to its local equilibrium value.

Now, according to the tenets of nonequilibrium thermodynamics, we may assume linear relationships between forces and fluxes. Assuming isotropy, which implies that quantities of different tensorial rank are not coupled, and locality in the internal space for which currents at each point (n, \mathbf{u}) are determined only by the local properties, one obtains

$$\mathbf{J}'_q = -\frac{L_{TT}}{T^2} \nabla T - \int \frac{1}{T} L_{Tu} \cdot \frac{\partial \mu}{\partial \mathbf{u}} dnd\mathbf{u}, \quad (21)$$

$$\mathbf{J}_u = -\frac{L_{uT}}{T^2} \nabla T - \frac{1}{T} L_{uu} \cdot \frac{\partial \mu}{\partial \mathbf{u}}, \quad (22)$$

$$J_n = -\frac{1}{T} L_{nn} \frac{\partial \mu}{\partial n}, \quad (23)$$

where by postulate the phenomenological coefficients satisfy the Onsager reciprocal relations, e.g.

$$L_{Tu} = -L_{uT}. \quad (24)$$

It is useful to rewrite the phenomenological coefficients in a more convenient way. Defining $\lambda \equiv \frac{L_{TT}}{T^2}$ as the thermal conductivity, $D_n \equiv \frac{k_B L_{nn}}{f}$ as the diffusion coefficient in n -space, and $\beta \equiv \frac{m L_{uu}}{f T}$ and $\xi \equiv \frac{L_{uT}}{f T}$ as friction coefficients, and using the expression for the chemical potential, Eq. (9), the currents can be written as follows

$$\mathbf{J}'_q = -\lambda \nabla T + \int \xi m \left(f \mathbf{u} + \frac{k_B T}{m} \frac{\partial f}{\partial \mathbf{u}} \right) d n d \mathbf{u}, \quad (25)$$

$$\mathbf{J}_u = -\xi \frac{f}{T} \nabla T - \beta \left(f \mathbf{u} + \frac{k_B T}{m} \frac{\partial f}{\partial \mathbf{u}} \right), \quad (26)$$

$$J_n = -D_n \left(\frac{\partial f}{\partial n} + \frac{1}{k_B T} \frac{\partial C}{\partial n} f \right). \quad (27)$$

Introducing these expressions into the continuity equation, Eq. (10), we finally obtain the Fokker-Planck equation

$$\begin{aligned} \frac{\partial f}{\partial t} = & -\mathbf{u} \cdot \nabla f + \frac{\partial}{\partial n} \left[D_n \left(\frac{\partial f}{\partial n} + \frac{1}{k_B T} \frac{\partial C}{\partial n} f \right) \right] + \\ & + \frac{\partial}{\partial \mathbf{u}} \cdot \left[\beta \left(f \mathbf{u} + \frac{k_B T}{m} \frac{\partial f}{\partial \mathbf{u}} \right) \right] + \frac{\partial}{\partial \mathbf{u}} \cdot \left(\frac{\xi}{T} f \nabla T \right), \end{aligned} \quad (28)$$

that governs the evolution of the inhomogeneous density distribution of clusters in a bath having a non-uniform temperature distribution. The transport coefficients β and ξ still remain unspecified. Their identification must be carried out through a proper interpretation of the macroscopic relaxation equations derived from the Fokker-Planck equation. We discuss this issue in the next section.

III. HOMOGENEOUS NUCLEATION IN SPATIALLY INHOMOGENEOUS SYSTEMS: DIFFUSION REGIME

The Fokker-Planck equation, Eq. (28), provides the complete description of the evolution of the probability distribution of clusters at mesoscopic level. In particular, it can even describe inertial regimes at the earlier stages of the nucleation process and retains information about the velocity of clusters. However, the process of equilibration in velocity space is usually much faster than those in size or coordinate space. After times much larger than the characteristic time for velocity relaxation, the system enters the diffusion and thermal diffusion regime where the evolution is governed by a simpler set of equations. In that regime, we can describe the system in terms of the moments of the distribution function, which are related to the hydrodynamic fields, namely the reduced probability density, defined as

$$f_c(n, \mathbf{x}, t) = \int f(n, \mathbf{x}, \mathbf{u}, t) d \mathbf{u}, \quad (29)$$

the velocity in (n, \mathbf{x}) -space

$$\mathbf{v}_c(n, \mathbf{x}, t) = f_c^{-1} \int \mathbf{u} f d \mathbf{u}, \quad (30)$$

and the second moment

$$\mathcal{P} = \int (\mathbf{u} - \mathbf{v}_c)(\mathbf{u} - \mathbf{v}_c) f d \mathbf{u}, \quad (31)$$

which corresponds to the kinetic part of the pressure tensor^{18,21,22}.

The evolution equations for these moments follow by taking time derivative of Eqs. (29)-(31) and using the Fokker-Planck equation (28)^{9,14}. The result is the continuity equation

$$\frac{\partial f_c}{\partial t} = -\nabla \cdot f_c \mathbf{v}_c - \frac{\partial}{\partial n} \int J_n d\mathbf{u}, \quad (32)$$

the equation for the conservation of momentum

$$f_c \frac{d\mathbf{v}_c}{dt} = -\nabla \cdot \mathcal{P} - \beta f_c \mathbf{v}_c - \frac{\xi}{T} f_c \nabla T - \int (\mathbf{u} - \mathbf{v}_c) \frac{\partial}{\partial n} J_n d\mathbf{u}, \quad (33)$$

and the equation for the evolution of the pressure tensor

$$\begin{aligned} \frac{d}{dt} \mathcal{P} = & -\nabla \cdot \mathcal{Q} - 2(\mathcal{P} \cdot \nabla \mathbf{v}_c)^s - \mathcal{P} \nabla \cdot \mathbf{v}_c - 2\beta \mathcal{P} - \frac{2k_B T}{m} f_c \beta \\ & - \int (\mathbf{u} - \mathbf{v}_c)(\mathbf{u} - \mathbf{v}_c) \frac{\partial}{\partial n} J_n d\mathbf{u}. \end{aligned} \quad (34)$$

In the previous expressions, $\mathcal{Q} = \int (\mathbf{u} - \mathbf{v}_c)(\mathbf{u} - \mathbf{v}_c)(\mathbf{u} - \mathbf{v}_c) f d\mathbf{v}$ is related with the kinetic part of the heat flux, a superscript s means symmetric part of a tensor, and the total or mobile derivative is defined as

$$\frac{d}{dt} \equiv \frac{\partial}{\partial t} + \mathbf{v}_c \cdot \nabla. \quad (35)$$

In a similar way, we could derive the evolution equations for the higher-order moments of the distribution, which constitute a coupled hierarchy of hydrodynamic equations^{9,14,23}. The closure of the hierarchy can be performed through time-scale considerations¹⁴.

The momentum conservation law (33) enables us to identify the forces acting on the cluster, and the transport coefficients β and ξ . The third term on the right of that equation represents a force acting on the cluster, arising from the presence of the temperature gradient, and giving rise to the thermophoretic effect or thermophoresis²⁴⁻²⁷. Its origin can be naively understood on microscopic basis²⁵. The cluster immersed in a thermal gradient is being hit by particles of the host fluid. Since collisions with particles from the “hot” side are stronger than those from the “cold” side, a net force driving the particle toward the cold side appears. The force per unit mass on a particle is given by

$$F_T = -\frac{\varsigma}{m} \nabla T, \quad (36)$$

where ς is called the thermophoretic coefficient. By comparison with the third term on the right of Eq. (33) we can establish the following identification

$$\xi = \varsigma T. \quad (37)$$

The second term on the right of Eq. (33) can be identified with the hydrodynamic force exerted by the fluid on the cluster, with β playing the role of the friction constant. This quantity establishes the characteristic relaxation time scale β^{-1} for the velocity. It can be estimated using Stokes’ law, $\beta \simeq \frac{6\pi\eta a}{m}$, which indicates that its magnitude is very large for small clusters. Consequently, the discussion of the behavior of the system may be carried out by expanding the hierarchy of evolution equations for the moments in powers of β^{-1} . This time scale also motivates the separation of the dynamics into two well-differentiated regimes: an inertial regime for $t \ll \beta^{-1}$, characterized by the relaxation of the variables toward the diffusion regime, which is achieved when $t \gg \beta^{-1}$.

A remarkable feature of our theory is the fact that it provides a simple and complete framework for accurately analyzing the dynamics of mesoscopic systems, even in inertial regimes at very short times. The set of equations (32)-(34) which governs the hydrodynamic behavior of the ‘gas’ of clusters, are analogous to that obtained in kinetic theory^{21,22}. Notice that the continuity equation, Eq. (10), has a form similar to the Boltzmann transport equation, with the flux \mathbf{J}_u playing the role of the collision integral. Therefore, within the framework of nonequilibrium thermodynamics, our mesoscopic theory is able to reproduce the results of kinetic theory in a simpler way.

For instance, by retaining subsequent orders in the β^{-1} expansion of the continuity equation, one can successively recover corrections to the diffusion behavior, analogous to the Chapman-Enskog or Burnett corrections of the Boltzmann equation^{9,14}.

The short-time inertial regime is usually not observed in typical experiments, focused on nucleation phenomena occurring on longer time scales. It is then sufficient to center the description in the diffusion regime and to truncate

the hierarchy of moments at the level of the pressure tensor, thus discarding contributions from the heat flux and higher order moments. We shall retain only the lowest order correction in β^{-1} .

First the evolution equations for the pressure tensor, Eq. (34), and the velocity, Eq. (33), will be discussed within the diffusion regime. The terms appearing in the equation for the pressure tensor (34), involve different time scales. In the diffusion regime, i.e. for $t \gg \beta^{-1}$, time derivatives can be neglected when compared with terms proportional to β . Notice that, in this sense, the divergence term $\nabla \cdot \mathbf{v}_c$ is essentially a time derivative (a fact that follows from mass conservation equation), and accordingly can be neglected. Moreover, velocity relaxation is usually faster than relaxation in the size-space. Consequently, we can also neglect the contribution arising from the current J_n . Taking all these considerations into account, the equation for the pressure tensor then reduces to

$$\mathcal{P} = \frac{k_B T}{m} f_c \mathbb{1}, \quad (38)$$

which is that for an ideal gas^{6,18}, being $\mathbb{1}$ the unit tensor. Introducing the value of the pressure tensor into Eq. (33) for the evolution of the velocity yields

$$f_c \frac{d\mathbf{v}_c}{dt} = -\nabla \cdot (D_0 \beta f_c \mathbb{1}) - \beta \frac{\xi \beta^{-1}}{T} f_c \nabla T - \beta f_c \mathbf{v}_c - \int (\mathbf{u} - \mathbf{v}_c) \frac{\partial}{\partial n} J_n d\mathbf{u}, \quad (39)$$

where $D_0 = \frac{k_B T}{m\beta}$ is the *spatial* diffusion coefficient. In the diffusion regime we can again safely neglect the time derivative and the term proportional to J_n . The resulting equation can be written as

$$\mathbf{J}_D = f_c \mathbf{v}_c = -\nabla (D_0 f_c) - \frac{\xi \beta^{-1}}{T} \nabla T f_c, \quad (40)$$

which defines the current in the diffusion regime. Inserting previous expression into the continuity equation (32), yields

$$\frac{\partial f_c}{\partial t} = \nabla \cdot (\nabla (D_0 f_c) + \xi \beta^{-1} \nabla \ln T f_c) - \frac{\partial}{\partial n} \int J_n d\mathbf{u}, \quad (41)$$

where the velocity integral of the current in n -space is

$$\tilde{J}_n \equiv \int J_n d\mathbf{u} = \int \left(\frac{D_n}{k_B T} \frac{\partial C(n)}{\partial n} f + D_n \frac{\partial f}{\partial n} \right) d\mathbf{u}. \quad (42)$$

We can reasonably assume that, D_n , the diffusion coefficient in n -space is approximately independent of the velocity, but that in general the drift term $\frac{\partial C}{\partial n}$ does depend on \mathbf{u} . In fact, from the energy barrier formula, Eq. (8), this drift is

$$\frac{\partial C}{\partial n} = \frac{1}{2} m_1 u^2 + \frac{\partial \Delta G(n)}{\partial n}. \quad (43)$$

However, in the diffusion regime the system will have achieved equilibration in velocity space. Therefore the relation

$$\int \frac{1}{2} m u^2 f d\mathbf{u} = \frac{3}{2} k_B T f_c, \quad (44)$$

reminiscent of the energy equipartition, holds here as well as in equilibrium. The integral of the current in size-space can then be written as

$$\begin{aligned} \tilde{J}_n &= D_n \left[\frac{\partial f_c}{\partial n} + \frac{1}{k_B T} \left(\frac{\partial \Delta G}{\partial n} + \frac{3}{2} \frac{k_B T}{n} \right) f_c \right] \\ &= D_n \left[\frac{\partial f_c}{\partial n} + \frac{1}{k_B T} \frac{\partial \widetilde{\Delta G}(n)}{\partial n} f_c \right], \end{aligned} \quad (45)$$

where $\widetilde{\Delta G}(n)$ is the height of a modified nucleation barrier whose value is

$$\widetilde{\Delta G}(n) = \Delta G(n) + \frac{3}{2}k_B T \ln n, \quad (46)$$

which includes in an averaged way the effects of the Brownian diffusion of clusters. This correction was discussed in more detail in Ref.¹⁷, where rotational degrees of freedom were also taken into account.

The evolution equation for the cluster distribution function in spatially inhomogeneous systems can then finally be expressed as

$$\frac{\partial f_c}{\partial t} = \nabla \cdot (\nabla (D_0 f_c) + \xi \beta^{-1} \nabla \ln T f_c) + \frac{\partial}{\partial n} \left[D_n \left(\frac{\partial f_c}{\partial n} + \frac{1}{k_B T} \frac{\partial \widetilde{\Delta G}}{\partial n} f_c \right) \right]. \quad (47)$$

It is convenient to rewrite the spatial flux of clusters as

$$\mathbf{J}_D = -D_0 \nabla f_c - \frac{k_B}{m\beta} f_c \nabla T - \frac{\xi \beta^{-1}}{T} f_c \nabla T = -D_0 \nabla f_c - D_{th} \frac{\nabla T}{T} f_c, \quad (48)$$

where it is evident that J_D has two contributions: ordinary diffusion described by Fick's law and a drift term that can be identified with thermal diffusion. The quantity

$$D_{th} = \left(D_0 + \frac{\xi}{\beta} \right) = D_0 \left(1 + \frac{\xi m}{k_B T} \right) \quad (49)$$

is the *thermal diffusion coefficient*. Another interesting quantity is the *thermal diffusion ratio*

$$k_T = \frac{D_{th}}{D}, \quad (50)$$

which measures the importance of thermal diffusion, also known as Soret effect. Finally, it is important to emphasize that the relation found in Ref.²⁷ between the thermophoresis and the Soret effect,

$$\varsigma = k_B(k_T - 1), \quad (51)$$

is automatically recovered, a fact that follows in a straightforward manner from Eqs. (37), (49) and (50).

A. Temperature Evolution

The above formalism not only prescribes the evolution of the probability density, but it can also describe the associated evolution of the temperature field that originates from the balance of internal energy.

The local internal energy has two contributions: the internal energy of the clusters and that of the heat bath. If we neglect thermal expansion, variations of the total internal energy can be related to temperature variations through the thermodynamic relation $\rho \delta e = c_V \rho \delta T$, where c_V is the specific heat of the system, bath plus clusters, at constant volume. Neglecting viscous heating effects, the total internal energy may vary due to the presence of the heat flux and also due to the release of latent heat associated with the phase transition. The heat released in the formation of a cluster of the new stable phase of size n is $\ell m(n) f_c$, where ℓ is the latent heat per unit mass. Consequently, the equation governing the evolution of the temperature field is

$$\rho c_V \frac{dT}{dt} = -\nabla \cdot \mathbf{J}_q + \ell \frac{d\rho_t}{dt} \quad (52)$$

where $\rho_t(\mathbf{x}, t) = \int m(n) f_c dn$ represents the total density of the new phase (liquid in the case of condensation or crystallized material in the case of crystal nucleation).

We have seen that the coupling between thermal and diffusion effects modifies both the diffusion current and the heat flux. To show this feature it is more convenient to work with the unmodified heat current because it is usually the quantity measured in experiments

$$\mathbf{J}_q = \mathbf{J}'_q + \int \mathbf{u}(\Delta H(n) + \frac{1}{2}mu^2)fdnd\mathbf{u}. \quad (53)$$

Substituting in this expression the equation for the flux, Eq. (25), and using

$$\int \mathbf{u} \frac{1}{2}mu^2fdnd\mathbf{u} = \int k_B T \mathbf{J}_D dn, \quad (54)$$

which is valid in the diffusion regime, we obtain

$$\mathbf{J}_q = -\lambda \nabla T + \int (\Delta H(n) + k_B T + \xi m) \mathbf{J}_D dn. \quad (55)$$

Now, employing Eq. (48) for the diffusion current \mathbf{J}_D , we finally arrive at

$$\mathbf{J}_q = -\tilde{\lambda} \nabla T - \int D_{th} k_B T \frac{\nabla f_c}{f_c} dn + \int \Delta H(n) \mathbf{J}_D dn, \quad (56)$$

where

$$\tilde{\lambda} = \lambda + \int \frac{D_{th}^2 k_B T}{D f_c} dn \quad (57)$$

is the modified heat conductivity.

The equation for the evolution of the temperature can finally be expressed as

$$c_V \rho \frac{dT}{dt} = \nabla \cdot (\tilde{\lambda} \nabla T) - \nabla \cdot \int \Delta H(n) \mathbf{J}_D dn + \nabla \cdot \int D_{th} k_B T \frac{\nabla f_c}{f_c} dn + \ell \frac{d\rho_t}{dt}. \quad (58)$$

From it, we can identify the basic mechanisms responsible for temperature variations, namely heat conduction, convection, thermal diffusion, and the release of latent heat in the crystallization process, corresponding to the different terms on the right hand side of that equation, respectively. Notice that, by neglecting the contributions arising from the diffusion of clusters and the modification of the heat conductivity, one can recover the usual equation for the evolution of temperature field, namely

$$\rho_t c_v \frac{dT}{dt} = \lambda \nabla^2 T + \ell \frac{d\rho_t}{dt}. \quad (59)$$

Once having developed the general formalism describing nucleation in inhomogeneous media, our aim will be to analyze the influence that the presence of these inhomogeneities may play in the nucleation process. This is the topic of the next section.

B. Influence of Diffusion and Thermal Diffusion in Nucleation Experiments

1. Condensation Experiments in Thermal Diffusion Cloud Chambers

Many systems in which nucleation occurs are spatially nonuniform. In fact, some experimental setups impose and take advantage of these inhomogeneities in order to bring about and measure nucleation rates. For instance, in nucleation experiments in diffusion chambers a temperature (thermal diffusion chambers) or a velocity gradient (laminar flow diffusion chambers) is imposed to generate a very narrow region in which supersaturation exceeds the critical value so that nucleation occurs.

Different mechanisms exist through which the presence of inhomogeneities may influence the nucleation process. On one hand, gradients change the heat and mass transport in the system as well as the transport coefficients. Moreover, thermal and diffusion effects may induce convection, which strongly alters transport in the chamber. In that case,

the conditions of supersaturation and temperature under which nucleation occurs may not be accurately described in these experiments. This is an important problem that has been abundantly treated in the literature^{28,33}, and will not be discussed here.

On the other hand, there is a direct effect due to the loss of sub-critical clusters through diffusion and thermal diffusion. If the region in which nucleation occurs is very narrow, sub-critical clusters may escape from that region before having had time to grow beyond the critical size. This mechanism may prevent nucleation or significantly reduce its rate. We will focus our analysis precisely on this effect, partially extending previous works by Becker and Reiss³⁴, and Shi *et al.*³⁶.

In real experiments in thermal diffusion cloud chambers, the imposition of a temperature gradient generates temperature, pressure and supersaturation profiles inside the chamber (for a representative illustration see Fig. 1 in Ref.³⁵). Measurements are performed under steady state conditions, thus implying that both these profiles and the nucleation rate are stationary. A salient feature of this profiles is that, typically, the region in which nucleation takes place is quite narrow. The activated nature of nucleation implies that when supersaturation is below the critical value, nucleation is for all intents and purposes absent.

Under these conditions, Eq. (47) can be simplified by assuming that nucleation takes place only in a small region of thickness d_0 (see Fig. 1).

The loss of sub-critical clusters per unit of volume in that region by diffusion and thermal diffusion can be approximated by

$$loss = \frac{1}{Ad_0} \int \nabla \cdot J_D d\mathbf{x} \simeq \frac{J_D}{d_0} = \frac{1}{d_0} \left(-D_0 \nabla f_c - D_{th} \frac{\nabla T}{T} f_c \right). \quad (60)$$

The saturation ratio decays rapidly on both sides, and due to the fact that the concentration of clusters depends strongly on supersaturation, there are virtually no clusters outside that region. If the concentration of clusters is zero on the boundaries of the chamber, then one can estimate the gradients for diffusion as f_c/d_1 and f_c/d_2 (see Fig. 1 for definitions of d_1 and d_2). Taking these considerations into account the rate of loss of n -sized clusters by diffusion and by thermal diffusion is

$$- \frac{1}{d_0 d} D_0 f_c - D_{th} \nabla \ln T \frac{1}{d_0} f_c, \quad (61)$$

where $d^{-1} = d_1^{-1} + d_2^{-1}$.

It is important to remark that these approximations for the diffusion and thermal diffusion terms of Eq. (47) are lower bounds that underestimate the actual value, since a sub-critical cluster will decompose immediately outside the region d_0 , and thus the real gradients are consequently stronger. Introducing these simplifications and the stationary condition into Eq. (47), we obtain

$$0 = -\frac{\partial}{\partial n} \tilde{J}_n - D_0 \frac{1}{d d_0} f_c - D_{th} \frac{1}{d_0} \frac{d \ln T}{dz} f_c, \quad (62)$$

where \tilde{J}_n is the flux of clusters in size space.

Since only order of magnitude estimates of diffusion and thermal diffusion effects are of interest, we adopt some additional simplifications. For simplicity, we will not include the nonequilibrium correction to the nucleation barrier given by Eq. (46). This certainly modifies the actual value of the nucleation rate, but has a weak influence on the diffusion due to its logarithmic dependence on size. We will then adopt the CNT model for the flux of clusters², namely

$$\tilde{J}_n = -k^+(n) f_{eq} \frac{\partial}{\partial n} \left(\frac{f_c}{f_{eq}} \right), \quad (63)$$

where $f_{eq}(z, t)$ is the equilibrium distribution of clusters given by

$$f_{eq}(z, t) = N_1(t) \exp(n \ln S - \theta n^{2/3}), \quad (64)$$

where N_1 is the total number of monomers; $k^+(n)$ is the rate at which an n -cluster gains monomers, $\theta = \frac{\sigma s_1}{k_B T}$ is the non-dimensional surface tension, being σ the bulk surface tension and s_1 the area per molecule of the bulk liquid; and S is the supersaturation.

It is also convenient to construct a dimensionless version of equation (62) by resorting to time-scale considerations. It is evident that the effect of diffusion will be important when the time that the cluster takes to diffuse out of the nucleation region is smaller than the time it takes to grow beyond the critical size. The spatial and thermal diffusion coefficients, and the rate of growth of a cluster provide the proper time scales for each of these processes. The characteristic nucleation relaxation time (see Ref.³⁶) is

$$\tau_n = \frac{\delta^2}{2k^+(n^*)}, \quad (65)$$

where $\delta = 3(n^*)^{2/3}\theta^{-1/2}$ defines the width of the interval around the critical size $n^* = \left(\frac{2\theta}{3\ln S}\right)^3$ within which the height of the nucleation barrier has dropped by less than $1k_B T$. The diffusion and thermal diffusion time scales are in turn $\tau_B = \frac{dd_0}{D_0(n^*)}$, and $\tau_{th} = \frac{d_0}{\frac{d_0}{dz}T D_{th}}$, respectively. Therefore, the dimensionless parameters which control the influence of diffusion and thermal diffusion are $a = \frac{\tau_n}{\tau_B}$, and $b = \frac{\tau_n}{\tau_{th}}$. It is then clear, that a value of a or b larger than unity implies that the time required for a cluster to nucleate is larger than the time it takes to move out of the nucleating region d_0 by diffusion or thermal diffusion, respectively. In that case a reduction in the nucleation rate by loss of sub-critical clusters is expected. In contrast, values of a and b smaller than unity indicate that a cluster in the nucleation region has enough time to become stable by growing beyond the critical size before it diffuses away. In that situation, the nucleation rate is not significantly altered by diffusion or thermal diffusion.

Introducing these parameters into Eq. (62), and defining the reduced distribution function $y \equiv f_c/f_{eq}$, and size $x \equiv n/n^*$, we obtain the dimensionless expression

$$\varepsilon^2 \frac{d^2 y}{dx^2} + \left(\frac{2}{3x} \varepsilon^2 + 6 \left(1 - x^{-1/3} \right) \right) \frac{dy}{dx} - 2 \left(ax^{-4/3} + bx^{-2/3} \right) y = 0, \quad (66)$$

where $\varepsilon \equiv \delta/n^*$. This equation is useful for estimating the effects of the inhomogeneities in the nucleation rate for different values of the parameters a and b .

2. Numerical Estimates for the Case of Condensation

To analyze the importance of diffusion and thermal diffusion in real nucleation experiments, equation (66) has been solved numerically³⁷ for different values of the parameters a and b . We have employed the usual boundary conditions $y = 1$ for $n = 1$, and $y = 0$ for $n \rightarrow \infty$.

For the case of condensation, the expression for the diffusion and thermal diffusion coefficients can be borrowed from kinetic theory. In fact, the Brownian diffusion coefficient of an n -sized cluster is approximately given by²¹

$$D_0(n) = \frac{12\pi(k_B T)^{3/2} n^{-2/3}}{8P_{tot}\sqrt{2\pi M_c} s_1}, \quad (67)$$

where P_{tot} is the total pressure and M_c is the molecular mass of the host gas. The thermal diffusion coefficient can be approximated²¹ by

$$D_{th} = k_T D(n) = \alpha_T x_1 (1 - x_1) D(n), \quad (68)$$

where α_T is the thermal diffusion factor, and $x_1 = p/P_{tot}$ is the mole fraction of the nucleating substance. One then obtains

$$a = \frac{27\pi (k_B T)^3}{4p_{eq} S P_{tot} s_1^3 \sqrt{\frac{M_c}{m_1}}} \phi, \quad (69)$$

and

$$b = \frac{27\pi (k_B T)^3}{4p_{eq} S P_{tot} s_1^3 \sqrt{\frac{M_c}{m_1}}} \alpha_T x_1 (1 - x_1) \psi, \quad (70)$$

where $\phi = (dd_0)^{-1}$ and $\psi = \frac{d \ln T}{dz} d_0^{-1}$. In the previous expressions, the parameters that can be changed significantly are the total pressure, and especially the equilibrium (coexistence) pressure which decreases exponentially with the inverse temperature. One can then infer that pressure is the main quantity that determines the importance of diffusion and thermal diffusion. At low enough pressures, a and b can be of the order of unity, thus indicating the potential relevance of diffusion and thermal diffusion under rarefied conditions.

To be more precise, we discuss two particular situations. The first deals with the influence of diffusion and thermal diffusion in a real experiment³⁵ in a thermal diffusion cloud chamber, where n-pentanol is the nucleating substance. The second deals with the same problem using a model compound that imitates the properties of a typical sulfonic acid, a substance of great interest in atmospheric processes. Thermophysical properties of both substances are listed in Table IV. Typical values of the geometric parameters in a diffusion cloud chamber are³⁸: $d_0 = 0.1h$, $d_1 = 0.7h$, and $d_2 = 0.2h$, where $h = 42.3$ mm is the height of the chamber, which results in $\phi = 3.6$, and $\psi \sim 0.1$ for a representative value of $50K$ for the temperature difference between the upper and lower plates.

Figures 2 and 3 present the ratio between the rate of nucleation in the presence of diffusion and thermal diffusion effects and in their absence, as a function of the dimensionless parameters a and b . Plots have been obtained from numerical resolution of Eq. (66) using Mathematica, and the properties of n-pentanol at $T = 260K$, $S = 9$, and $P_{tot} = 30$ kPa³⁵.

The estimated values of the dimensionless parameters a and b corresponding to those experimental conditions are $a = 5 \cdot 10^{-8}$ and $b = 8 \cdot 10^{-12}$. As one can observe from Figs. 2 and 3, these small values of a and b imply that neither diffusion nor thermal diffusion have a significant influence on the results of these particular experiments. This is mainly due to the high values of both the equilibrium and the total pressures under which these experiments are performed.

The situation changes drastically when either the equilibrium pressure of the substance or the total pressure is low. To illustrate that fact, we have repeated the previous calculation using the model compound whose properties are listed in Tab. IV. Figures 2 and 3 illustrate the influence of diffusion and thermal diffusion on the nucleation rate for this model compound at $T = 293.15K$, $S = 12.5$ ^{34,36}. When nucleation takes place at a normal pressure, e.g. $P_{tot} = 1$ atm, the resulting value for the parameter controlling diffusion effects is $a = 10^{-4}\phi$, indicating again that diffusion is not especially significant. However, this model compound is peculiar in having a small saturation pressure. This indicates that if the total pressure is low enough, diffusion effects can be important. In fact, in experiments performed in thermal diffusion chambers, for reasons of stability the chamber must be operated at reduced pressure to avoid convection^{31,32}. Using a realistic bound of $P_{tot} < 100p_{eq}$, one obtains that $a > 3$ for $P_{tot} < 10^{-2}$ Torr, thus implying a reduction of the nucleation rate by three orders of magnitude, as indicated in Fig. 2. This confirms that at reduced pressures diffusion may have a significant influence on the nucleation rate of substances.

The properties of some pollutants commonly found at the atmosphere are similar to those of the model compound³⁴. Therefore, the results of this section provide some insight into the possible effect that diffusion may have in low pressure upper atmospheric processes.

3. Condensation Experiments in Laminar Flow Diffusion Cloud Chambers

The previous analysis remains valid for experiments performed in laminar flow diffusion cloud chambers^{39,41}. In these experiments, the imposition of a steady laminar flow is responsible for the appearance of a region in which the temperature abruptly drops and nucleation occurs. Once again, the zone in which nucleation takes place is narrow, and temperature gradients are also present. (Representative temperature, supersaturation, and nucleation rate profiles occurring in these devices are shown for instance in Fig. 6 of Ref.⁴⁰). Therefore, we can use the results of the previous section to assess the significance of diffusion and thermal diffusion in these experiments.

To be more precise, consider a typical experiment using n-pentanol as a nucleating substance. From Ref.⁴¹, representative conditions for these experiments are $T = 260K$, $S = 10$, and $P_{tot} = 100$ kPa. Introducing the properties of n-pentanol tabulated in Tab. (IV) into Eqs. (69) and (70), yields the values $a = 4 \cdot 10^{-9}\phi$, and $b = 8 \cdot 10^{-12}\psi$ for the dimensionless parameters. These very small values of a and b indicate that, under those conditions, these experiments in laminar flow diffusion cloud chambers are not significantly affected by the loss of subcritical clusters through diffusion or thermal diffusion.

4. Influence of diffusion and thermal diffusion in Polymer Crystallization

A simplified model of polymer crystallization can be proposed in terms of the coordinates of the center of mass of a spherical polymer crystallite and the number of monomers it contains. Under those assumptions, the analysis developed in the previous section remains valid for the description of the polymer crystallization process.

Although the theoretical description of condensation and crystallization can be similar, the crystallization process has some features that makes its description more difficult⁵. For the case of crystallization, and especially for polymer crystallization, the identification of the transport coefficients is not so straightforward. Moreover, the attachment rate $k^+(n)$ and especially the surface tension are not really known. For this reason it is very difficult to arrive at a detailed quantitative estimate of the diffusion and thermal diffusion effects in the case of polymer crystallization. Nevertheless, we present here a qualitative discussion of the probable influence of such effects.

In the case of crystallization, the rate $k^+(n)$ at which units attach to the growing crystal embryo, is roughly proportional to the rate of diffusion of the units. This proportionality implies that any change in the rate of diffusion in the system alters the crystallization rate accordingly, since the mechanism of diffusion is also responsible for the growth of the crystals. The importance of this becomes evident for the case of crystallization under nonisothermal conditions. When a temperature gradient is present in the system, the diffusivity of monomers is changed by the appearance of thermal diffusion, as indicated by Eq. (48). Moreover, the total diffusivity is no longer isotropic but is different in the direction determined by the temperature gradient. Since any reduction or increase of the diffusivity leads to the corresponding reduction /increase of the nucleation rate, this implies that the presence of temperature gradients may significantly alter the nucleation rate. We can estimate the potential magnitude of this effect.

Thermal diffusion is proportional to the temperature gradient and to the thermal diffusion coefficient D_{th} , as indicated by Eq. (48). D_{th} is in general smaller than the normal diffusion coefficient in gases, but may become extremely significant in polymers. A measure of the importance of thermal diffusion follows from the ratio of thermal and diffusion coefficients, or Soret coefficient

$$S = \frac{D_{th}}{D_0 T x_1 (1 - x_1)}. \quad (71)$$

Typical values of S for gaseous and liquid mixtures range from 10^{-3} to $10^{-5} K^{-1}$ in order of magnitude, the smallness of which indicates that mass diffusion is dominant. For polymer solutions, however, the situation is completely different. The Soret coefficient increases with the molecular weight to the extent of becoming significant at high values of the molecular weight, as reported in Ref.⁴². Moreover, the small thermal conductivity of the melted polymer allows the release of latent heat involved in the crystallization process to set up very big temperature gradients, a result that follows from Eq. (59). Both factors imply that the magnitude of the thermal diffusion in polymers under non-isothermal conditions is significant, and therefore can influence the crystallization process importantly.

IV. CONCLUSIONS

In this paper we have outlined some of the principles of mesoscopic nonequilibrium thermodynamics (MNET) and have used this discipline to establish the basis for a complete description of the kinetics of nucleation in which the metastable phase acts as a heat bath in which the embryos of the new phase are embedded. We have explicitly shown that the presence of the heat bath may play a significant role in the nucleation process.

To illustrate this, we discussed, in particular, the influence of inhomogeneities in the medium on the process of nucleation by analyzing in detail the process of nucleation in the presence of a temperature gradient. We derived a kinetic equation, of the Fokker-Planck type, that governed the evolution of the cluster size distribution, as it was coupled to the evolution of the heat bath. This equation was then used to evaluate the influence of the media in two particular situations of practical interest, namely, condensation nucleation experiments in diffusion chambers, and polymer crystallization.

The results of our analysis suggest that, when experiments are performed at normal conditions, condensation in thermal and laminar flow diffusion cloud chambers is not significantly affected by diffusion and thermal diffusion effects. However, in rarefied media, as in upper atmosphere or for substances with low equilibrium vapor pressures, those mechanisms can become quite significant.

Another situation in which the nucleation process can be drastically influenced by the presence of a temperature gradient occurs in the case of polymer crystallization. Polymers usually have low thermal conductivities, which favors the development of very large temperature gradients, and high values of the Soret coefficient. Since both factors control the importance of thermal diffusion, this is a clear sign that these effects may become crucial in polymer crystallization. Finally, it is worth mentioning that diffusion and thermal diffusion effects have proved to be important also in chemical vapor deposition, as analyzed in Ref.³⁶.

The framework proposed in this paper can be extended to more general situations, such as the one in which the system is subjected to a shear flow. This situation will be treated in the accompanying paper, Paper II of this series. The method we have introduced thus goes beyond the classical formalism and can account systematically for the real conditions under which nucleation takes place.

Acknowledgments

The authors would like to acknowledge Prof. H. Reiss for his comments and his careful revision of the manuscript, and I. Santamaría-Holek for valuable discussions. This work has been partially supported by the National Science Foundation under NSF grant No. CHE-0076384, and by DGICYT of the Spanish Government under grant PB2002-01267.

List of References

-
- * Electronic address: davidr@chem.ucla.edu
- † Permanent address: Departament de Física Fonamental, Universitat de Barcelona, Diagonal 647, 08028 Barcelona, Spain
- ¹ D.W. Oxtoby, J. Phys. Condens. Matter **4**, 7627 (1992).
 - ² A. Laaksonen, V. Talanquer and D.W. Oxtoby, Annu. Rev. Phys. Chem. **46**, 489 (1995).
 - ³ A.C. Zettlemoyer, *Nucleation*, (Marcel Dekker, New York, 1969).
 - ⁴ F.F. Abraham, *Homogeneous Nucleation Theory* (Academic Press, New York, 1974).
 - ⁵ K. F. Kelton, Solid State Phys. **45**, 75 (1991).
 - ⁶ A. Pérez-Madrid, J.M. Rubí, and P. Mazur, Physica A **212**, 231 (1994).
 - ⁷ I. Pagonabarraga, A. Pérez-Madrid, and J.M. Rubí, Physica A **237**, 205 (1997).
 - ⁸ J. M. Rubí and P. Mazur, Physica A **250**, 253 (1998).
 - ⁹ J. M. Rubí and A. Pérez-Madrid, Physica A **264**, 492 (1999).
 - ¹⁰ P. Mazur, Physica A **261**, 451 (1998).
 - ¹¹ P. Mazur, Physica A **274**, 491 (1999).
 - ¹² J.M. Rubí and P. Mazur, Physica A **276**, 477 (2000).
 - ¹³ D. Reguera, J.M. Rubí, and A. Pérez-Madrid, Physica A **259**, 10 (1998).
 - ¹⁴ I. Santamaría-Holek, D. Reguera, and J.M. Rubí, Phys. Rev. E **63**, 051106 (2001).
 - ¹⁵ D. Reguera and J.M. Rubí, Phys. Rev. E **64**, 061106 (2001).
 - ¹⁶ D. Reguera, J.M. Rubí, and A. Pérez-Madrid, J. Chem. Phys. **109**, 5987 (1998).
 - ¹⁷ D. Reguera and J.M. Rubí, J. Chem. Phys. **115**, 7100 (2001).
 - ¹⁸ S.R. de Groot and P. Mazur, *Non – Equilibrium Thermodynamics*, (Dover, New York, 1984).
 - ¹⁹ D. Reguera, J.M. Rubí, and L.L. Bonilla, Chapter 3 in *Mathematical Modelling for Polymer Processing*, (V. Capasso Ed., Springer-Verlag, 2003).
 - ²⁰ L.D. Landau and E.M. Lifshitz, *Course of Theoretical Physics Vol 5* (Statistical Physics Part 1) *and Vol 9* (Statistical Physics Part 2), (Pergamon Press, New York, 1980).
 - ²¹ S. Chapman and T.G. Cowling, *The Mathematical Theory of Non-Uniform Gases*, (Cambridge University Press, Cambridge, 1970).
 - ²² J.O. Hirschfelder, C.F. Curtiss, and R.B. Bird, *Molecular Theory of Gases and Liquids* (Wiley, New York, 1954).
 - ²³ G. Wilemski, J. Stat. Phys. **14**, 153 (1976).
 - ²⁴ J. Tyndall, Proc. R. Inst. G. B. **6**, 3 (1870).
 - ²⁵ A. Einstein, Z. Phys. **27**, 1 (1927).
 - ²⁶ S. Chapman, Philos. Mag. **5**, 630 (1928).
 - ²⁷ I. Goldhirsch and D. Ronis, Phys. Rev. A **27**, 1616 (1983); and **27**, 1635 (1983).
 - ²⁸ R.H. Heist, M. Janjua, and J. Ahmed, J. Phys. Chem. **98**, 4443 (1994).
 - ³⁰ J.A. Fisk and J.L. Katz, J. Chem. Phys. **104**, 8649 (1996).
 - ³⁰ J.A. Fisk, V.M. Chakarov, and J.L. Katz, J. Chem. Phys. **104**, 8657 (1996).
 - ³¹ J.L. Katz, J. Chem. Phys. **52**, 4733 (1970).
 - ³² A. Bertelsmann and R.H. Heist, J. Chem. Phys. **106**, 610 (1997); and **106**, 624 (1997) .
 - ³³ D.Kane, S.P. Fisenko, M. Rusyniak, and M.S. El-Shall, J. Chem. Phys. **111**, 8496 (1999).
 - ³⁴ C. Becker and H. Reiss, J. Chem. Phys. **65**, 2066 (1976).
 - ³⁵ M.M. Rudek, J.L. Katz, I.V. Vidensky, V. Zdimal, and J. Smolík, J. Chem. Phys. **111**, 3623 (1999).
 - ³⁶ G. Shi, J.H. Seinfeld, and K. Okuyama, J. Appl. Phys. **68**, 4550 (1990).
 - ³⁷ *Mathematica*© 4, Wolfram Research (1999).
 - ³⁸ C-H. Hung, M.J. Krasnopol, and J.L. Katz, J. Chem. Phys. **90**, 1856 (1989).
 - ³⁹ K. Hämeri and M. Kulmala, J. Chem. Phys. **105**, 7696 (1996).
 - ⁴⁰ V.B. Mikheev, N.S. Laulainen, S.E. Barlow, M. Knott, and I.J. Ford, J. Chem. Phys. **113**, 3704 (2000).
 - ⁴¹ H. Lihavainen, Y. Viisanen, and M. Kulmala, J. Chem. Phys. **114**, 10031 (2001).
 - ⁴² K.J. Zhang *et al.*, J. Chem. Phys. **111**, 2270 (1999).

List of Tables

- **Table I:** Thermophysical properties of n-pentanol and the model compound (ethane sulfinic acid) using helium as a carrier gas. The properties are: M , the molar weight; p_{eq} , the saturation pressure; ρ_l , the liquid density; σ , the surface tension; M_c , the molar weight of the carrier gas (helium); α_T , is the thermal diffusion factor; and x_1 is the mole fraction. In the table, T represents the absolute temperature in degrees Kelvin and $Z = 1 - T/588.15$. Data taken from Refs.³⁴ and³⁵.

List of Figures

- **Figure 1:** Schematic supersaturation profile in a diffusion cloud chamber.
- **Figure 2:** Ratio between the rate of nucleation with diffusion, $J(n^*)$, and without diffusion, J_0 , for n-pentanol at $T = 260K$, $S = 9$ (heavy line) and for the model compound (dashed line) as a function of the dimensionless parameter a (and $b = 0$).
- **Figure 3:** Ratio between the rate of nucleation in the presence of thermal diffusion, $J(n^*)$, and in its absence, J_0 , for n-pentanol at $T = 260K$, $S = 9$ (heavy line) and for the model compound (dashed line) as a function of the dimensionless parameter b (for $a = 0$).

Table I

n-pentanol	$M = 88.15 \text{ g/mol}$ $p_{eq} = 133.322 \exp(90.079043 - 9788.384/T - 9.9 \log T) \text{ Pa}$ $\rho_l = 0.270 + 1.930229 Z^{1/3} - 8.414762 Z^{2/3} + 19.226001 Z - 18.559303 Z^{4/3}$ $+ 6.555718 Z^{5/3} \text{ g/cm}^3$ $\sigma = 26.85469 - 0.07889 (T - 273.15) \text{ dyn/cm}$ $M_c = 4.0026 \text{ g/mol}$ $1/\alpha_T = (-0.7272 - T/(16.36 - 0.2882 T))(x_1 + 0.12281) + 0.089303$
Model compound	$M = 94.13 \text{ g/mol}$ $\rho_l = 0.868 \text{ g/cm}^3 \text{ } (v_1 = 1.8 \cdot 10^{-3} \text{ cm}^3)$ $\sigma = 30.0 \text{ dyn/cm}$ $p_{eq} = 10^{-5} \text{ Torr}$

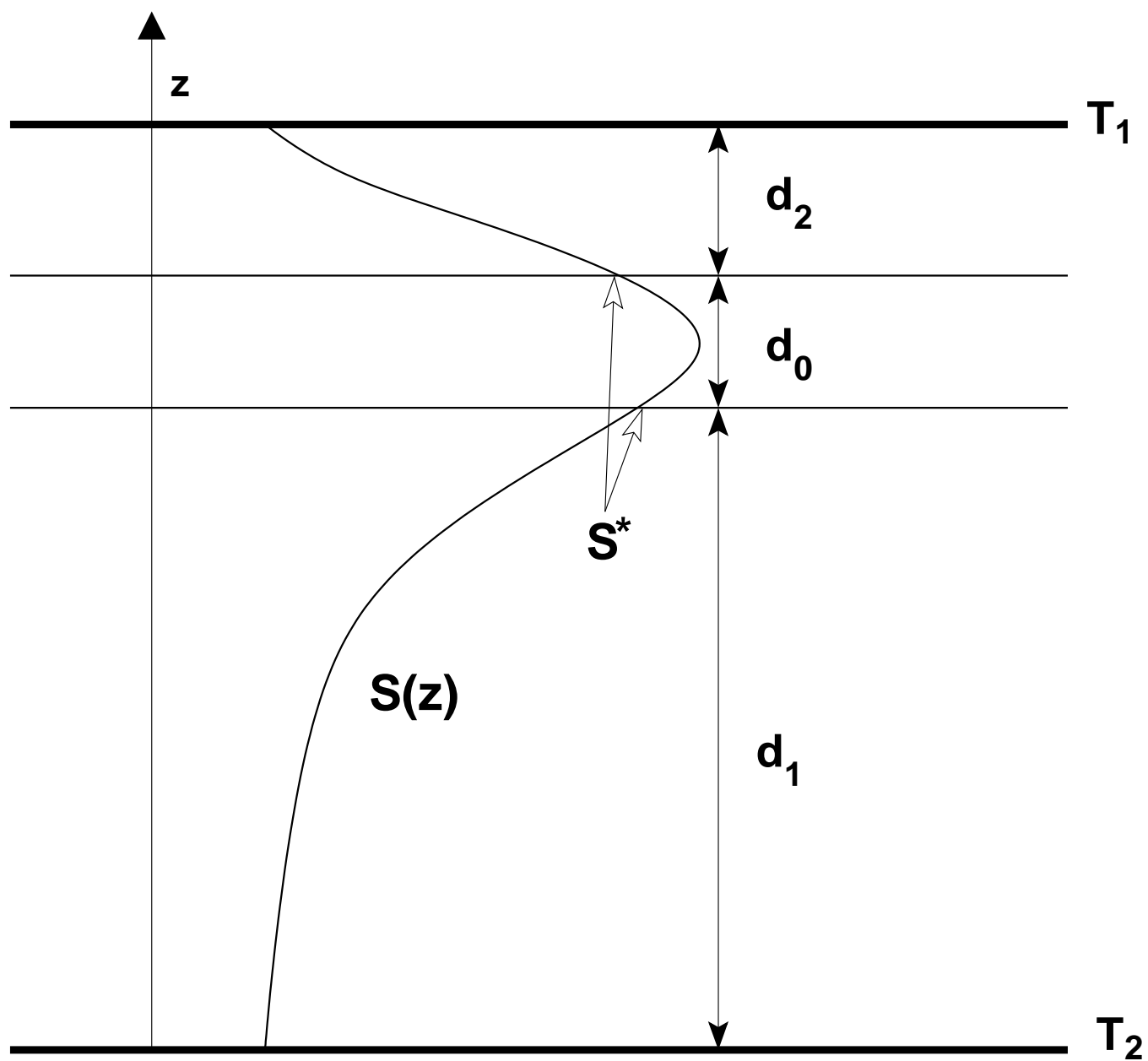


Figure 1:

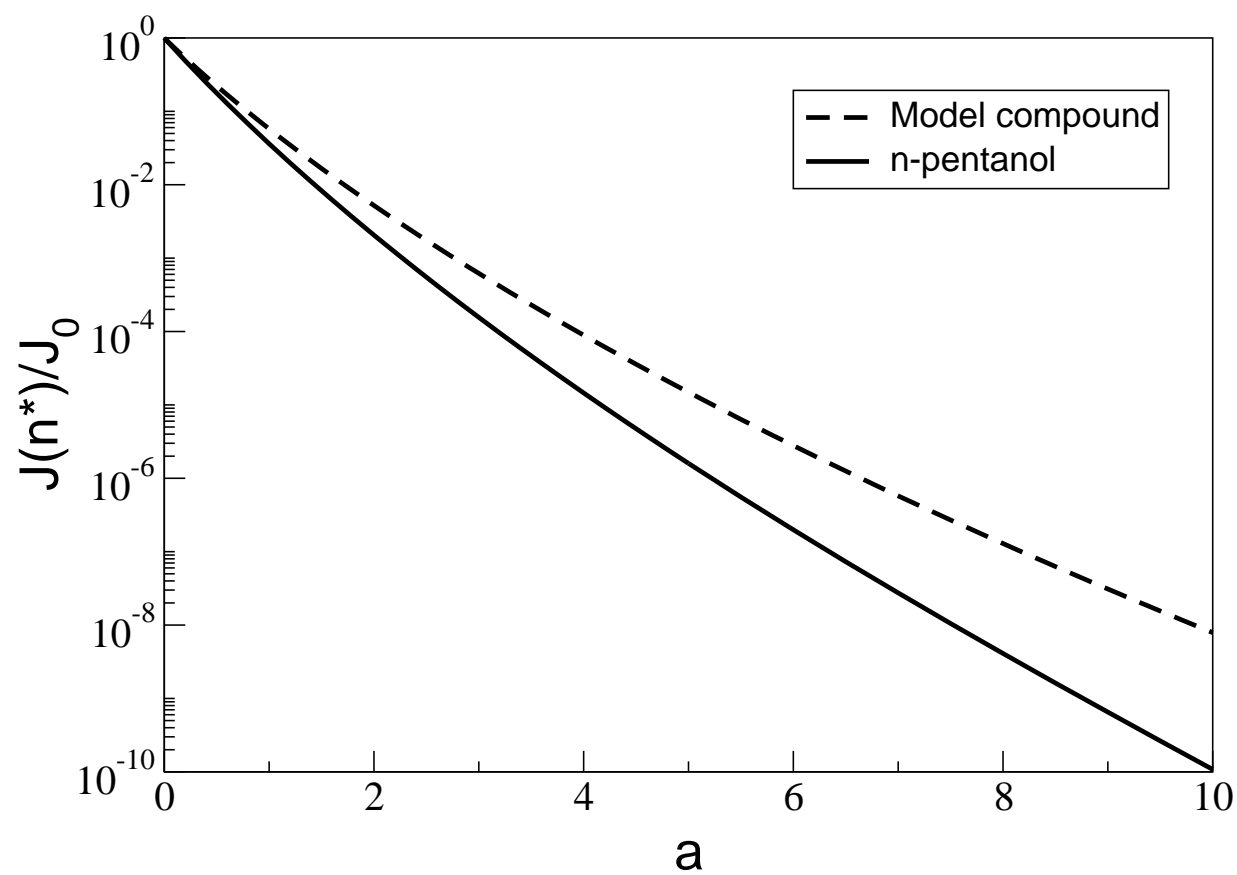


Figure 2:

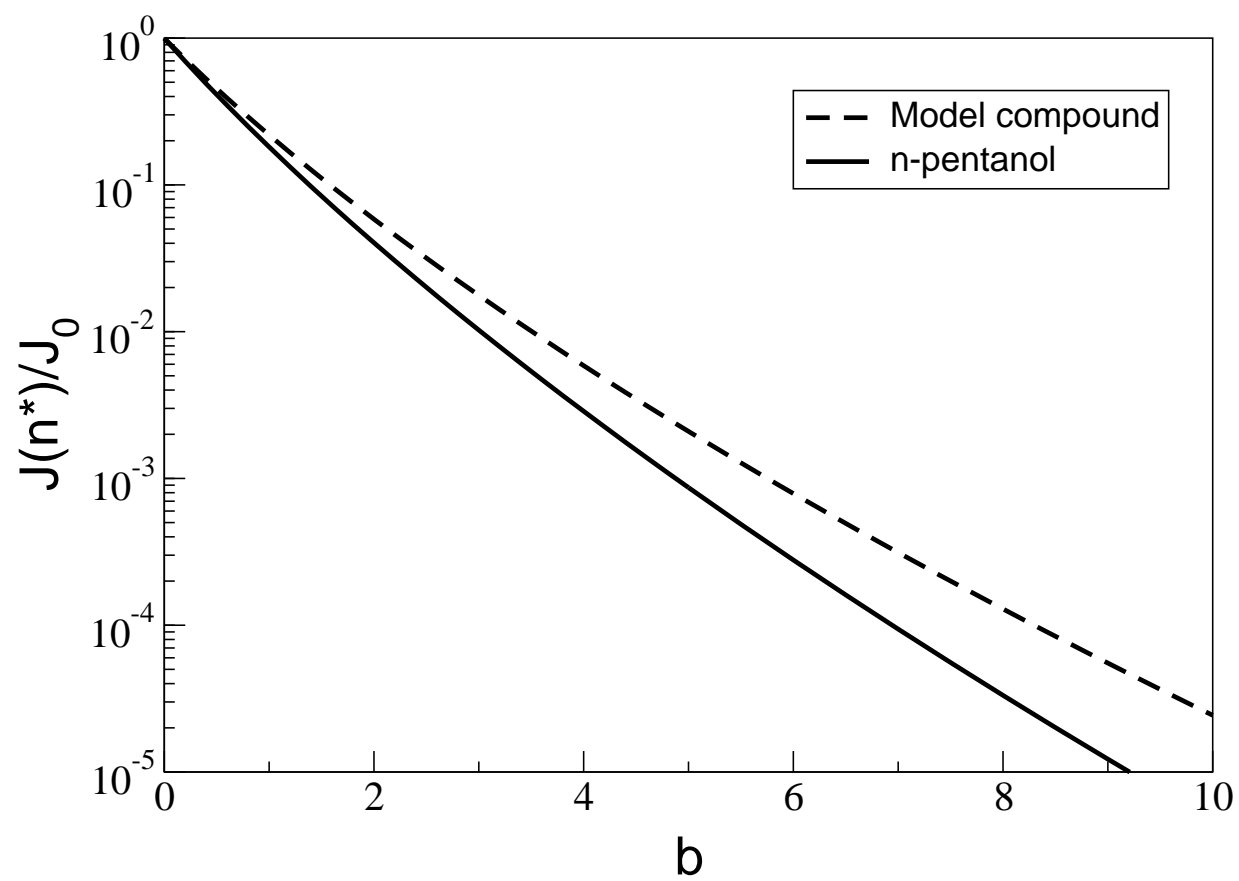


Figure 3: