

Shake-up Processes in a Low-Density Two-Dimensional Electron Gas: Spin-Dependent Transitions to Higher Hole Landau Levels

A. B. Dzyubenko

Department of Physics, California State University at Bakersfield, Bakersfield, CA 93311, USA

*Department of Physics, University at Buffalo, SUNY, Buffalo, NY 14260, NY**

(Dated: February 7, 2020)

A theory of shake-up processes in photoabsorption of an interacting low-density two-dimensional electron gas (2DEG) in strong magnetic fields is presented. In these processes, an incident photon creates an electron-hole pair and, because of Coulomb interactions, simultaneously excites one particle to higher Landau levels (LL's). In this work, the spectra of correlated charged spin-singlet and spin-triplet electron-hole states in the first hole LL and optical transitions to these states (i.e., shake-ups to the first hole LL) are studied. Our results indicate, in particular, the presence of optically-active three-particle quasi-discrete states in the exciton continuum that may give rise to surprisingly sharp Fano resonances in strong magnetic fields. The relation between shake-ups in photoabsorption of the 2DEG and in the 2D hole gas (2DHG), and shake-ups of isolated negative X^- and positive X^+ trions are discussed.

I. INTRODUCTION

Photoluminescence (PL) and photoluminescence excitation (PLE) spectroscopy of a two-dimensional electron gas (2DEG) in a perpendicular magnetic field proved effective in studying few- and many-body correlation effects (see, e.g., Refs. 1,2,3,4,5,6,7,8,9,10 and references therein). In the 2DEG of density n_e in quantizing magnetic fields with electron filling factor $\nu_e = 2\pi l_B^2 n_e < 1$, the lowest energy absorption channel corresponds to creation of a bound e - h pair, a neutral magnetoexciton in zero Landau levels (LL's), $photon \rightarrow X_{00}$; $l_B = (\hbar c/eB)^{1/2}$ is the magnetic length. Transitions to higher LL's, $photon \rightarrow X_{N_e N_h}$, are also allowed when $N_e = N_h$. All these transitions are strong and gain strength with increasing magnetic field B . With increasing electron density n_e , these transitions become broadened by exciton-electron interactions, and optical processes associated with *three-particle* bound $2e$ - h states of charged excitons, or trions, X^- , start to dominate the absorption^{3,4} and PL⁵ spectra. Correlation effects in electron LL's manifest themselves in the rich PL spectrum in strong magnetic fields.^{6,7,8,9,10,11} The various theoretical approaches were used for studying three-particle bound trion X^- states^{12,13,14,15,16,17} and magneto-PL of the 2DEG^{18,19,20} in strong magnetic fields. Despite a large amount of experimental and theoretical work, the spectra are not fully understood even in the low-density 2DEG limit. The role of electron-electron interactions,¹⁰ disorder and localization,¹⁴ and the interplay between them¹¹ are yet to be fully assessed.

Other optical manifestation of many-body effects in the interacting 2DEG are shake-up processes² in magneto-PL: After the recombination of an e - h pair, one electron is excited to one of the higher LL's. A closely related phenomenon in absorption (PLE) was also identified^{3,4} in low-density 2DEG systems: Here, an incident photon creates an e - h pair and simultaneously excites one electron to higher LL's. This process was called³ "combined exciton-cyclotron resonance" (ExCR)

and may be considered to be a shake-up process (or a radiative Auger process) in magneto-photoabsorption of the 2DEG. The shake-up phenomena in absorption and magneto-PL and the relation between them remain only partially understood.^{2,3,4,21}

At finite filling factors ν_e , magneto-optical absorption involves many-particle " N -electron" initial states and " $(N+1)$ electrons + one valence band hole" final states. Generally, one has to deal with a many-body problem that is difficult to solve because the 2DEG in lowest LL's is a strongly correlated system with no obvious small parameters. In the low-density limit, however, when filling factor $\nu_e = 2\pi l_B^2 n_e \ll 1$, distance between electrons is large (compared to l_B), and absorption can be considered to be an optical resonance $e_0^- + photon \rightarrow 2e$ - h , which involves an interacting charged three-particle system of two electrons and one hole in the final state.^{3,4,21} A similar situation occurs in the vicinity of integer filling factors.^{9,18,19,20} In this limit, one needs (i) to study the spectra of charged three-particle Coulomb $2e$ - h problem in a magnetic field, and (ii) to find selection rules and dipole transition matrix elements. The techniques^{14,17,22} exploiting an exact symmetry, magnetic translations,²³ were applied in our previous paper²¹ to describe the spectra of charged e - h states in higher LL's and ExCR transitions in the high-field and low-density limit. In particular, a double-peak structure for the transitions to the first electron LL was predicted.²¹ The origin of the second peak in ExCR are transitions to the continuum formed by optically *inactive* excitons $X_{N_e N_h}$ ($N_e \neq N_h$) which, somewhat unexpectedly, may have large ExCR oscillator strengths. Some experimental indications of the double-peak structure of the ExCR transitions to the first electron LL were reported recently.⁴

In this work, which is an extension of Ref. 21, we study magneto-optical absorption in the low-density 2DEG in which the hole—in the presence of excess electrons—is excited to higher hole LL's. In what follows, such shake-up absorption processes will be called hole-ExCR. The theory developed in Sect. II and Sect. III of this paper

predicts the shape and fine structure of the *high-energy* tail of the main magneto-absorption peak of the 2DEG. No detailed experimental studies of this energy region (with sufficiently high spectral resolution) are known to the author.

The results of the present theory have also some relevance for the studies of a two-dimensional hole gas (2DHG). Experimentally, Coulomb correlation effects in magneto-PL spectra of the 2DHG were studied in a number of papers.^{24,25,26,27,28} Note that 2DHG magneto-PL spectra are often featureless and characterized by broad lines associated with the Zeeman split levels. This is mainly because of a large difference in electron and hole effective masses. For example, in GaAs quantum wells the electron and hole cyclotron energies are $\hbar\omega_{ce} = 1.7$ meV/T and $\hbar\omega_{ch} = 0.2$ meV/T, respectively, and differ by nearly an order of magnitude.²⁴ Recently, however, by examining the *low energy* tail of the magneto-PL spectra of the low-density 2DHG Glasberg *et al.*²⁴ succeeded in resolving several groups of recombination lines. Each group consists of several equidistant peaks directly related to the valence band LL's (see also Refs. 25,26,27,28). In particular, in the dilute 2DHG the shake-up recombination lines of the positively charged exciton X^+ , a complex consisting of two holes and one electron ($2h-e$), were observed. Quantitatively, the present theory cannot be directly applied for a description of the 2DHG magneto-optics. However, as is shown in Sec. IV, there are qualitative similarities between the 2DHG and 2DEG magneto-absorption spectra in the strong magnetic field and low-density limit. We also discuss shake-ups in magneto-PL of positive X^+ and negative X^- trions in Sec. V. A short summary is given in Sec. VI.

II. THEORY

The paper examines the hole-ExCR transitions $e_0^- + \text{photon} \rightarrow 2e-h$ in the spin-polarized 2DEG in zero electron LL $N_e = 0 \uparrow$ with final three-particle states $2e-h$ that belong to the first *hole* LL $N_h = 1$ with electrons still in zero LL's (see Figs. 1, 2). The classification of states according to electron and hole LL's is valid in sufficiently strong magnetic fields B such that

$$\hbar\omega_{ce}, \hbar\omega_{ch} > E_0 = \sqrt{\frac{\pi}{2}} \frac{e^2}{\epsilon l_B}, \quad (1)$$

where E_0 is the characteristic energy of the Coulomb interactions. Correlated electron-hole states can be obtained in this regime as an expansion in electron and hole LL's. Before describing this procedure, some general features of the spectra that hold at arbitrary fields are discussed below.

Charged $2e-h$ states form families of degenerate states; each family is labeled by the index ν that plays a role of the principal quantum number and can be discrete (bound X^- states) or continuous (unbound $X + e^-$ states forming a continuum).¹⁴ There is a macroscopic

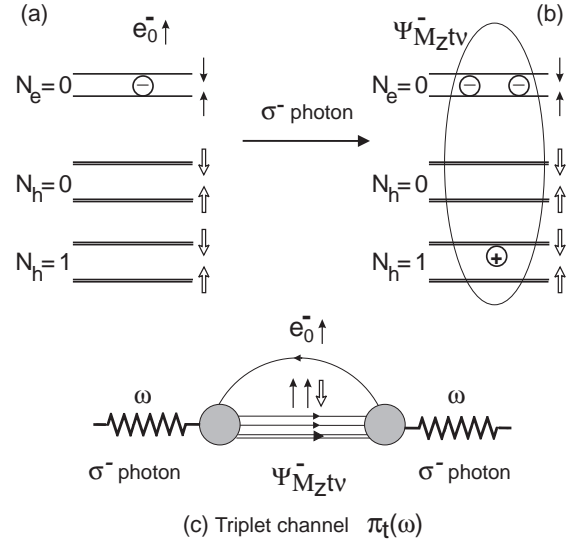


FIG. 1: Initial (a) and final (b) states in hole-ExCR in the dilute spin-polarized 2DEG with electron filling factor $\nu_e = 2\pi n_e l_B^2 \ll 1$ in σ^- polarization. The exact selection rule is $M_z = 0$. (c) Polarization operator $\pi_t(\omega)$ describing interband transitions.

number of degenerate states in each family labeled by the discrete exact oscillator quantum number k ($k = 0, 1, \dots$). This quantum number is associated with magnetic translations^{14,17,23} and describes the position of the center of the “cyclotron” orbit of the composite charged complex in B . Each family starts with its Parent State $\Psi_{k=0 M_z S_e S_h \nu}^-$ that has $k = 0$ and, roughly speaking, rotates in a magnetic field about the origin. All other daughter states, $\Psi_{k M_z -k S_e S_h \nu}^-$ (with $k = 1, 2, \dots$) can be constructed iteratively¹⁴ out of the Parent State; note the $M_z - k$ values. They have exactly the same physical properties and, because of this, will mostly be neglected in the discussion that follows. Accordingly, the quantum number $k = 0$ of the Parent States will also be suppressed in notations. Importantly, the Parent State has the largest possible in the family value of the total angular momentum projection M_z . It is this value that enters^{14,22} into the exact optical selection, see Eqs. (3) and (12) below. In addition to orbital quantum numbers k and M_z , the three-particle states are characterized by the total spin of two electrons, either $S_e = 0$ (electron spin-singlet states, s) or $S_e = 1$ (electron spin-triplet states, t) and by the spin state of the heavy hole $S_h = \pm 3/2$ (\uparrow, \downarrow). The heavy holes are described in this work in the effective mass approximation and the states of light holes are neglected.

The exact magneto-optical selection rules, in particular for ExCR, can be derived²¹ as follows: Interband transitions with $e-h$ pair creation are described by the luminescence operator $\hat{\mathcal{L}}_{PL} = p_{cv} \int d\mathbf{r} \hat{\Psi}_e^\dagger(\mathbf{r}) \hat{\Psi}_h^\dagger(\mathbf{r})$, where p_{cv} is the interband momentum matrix element. When an $e-h$ pair is photocreated in the presence of the low-density 2DEG in $N_e = 0$ LL, the dipole transition matrix element

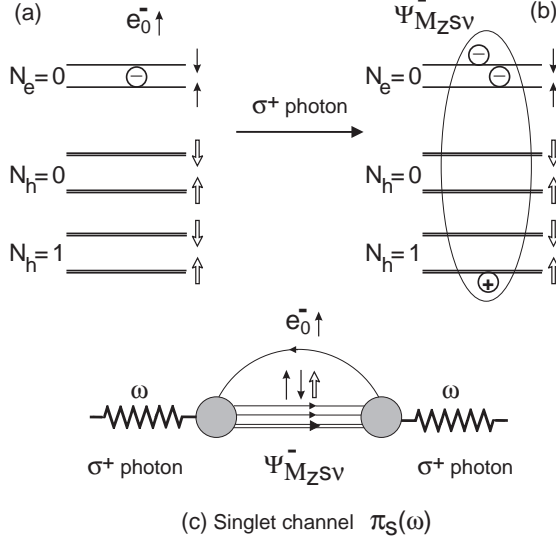


FIG. 2: Same as in Fig. 1 for σ^+ polarization leading to final electron singlet states $\Psi_{M_z s \nu}^-$.

to the ν -th family can be written as

$$D(\nu) = \langle \Psi_{M_z S_e S_h \nu}^- | \hat{\mathcal{L}}_{PL} | e_0^- \rangle, \quad (2)$$

where only the final state three-particle correlations are taken into account. The combination of the two exact dipole selection rules, (i) conservation of the oscillator quantum number, $\Delta k = 0$ (the centers-of-rotation of charged complexes in the initial and final states are conserved) and (ii) no change in the total angular momentum for the envelope functions, $\Delta M_z = 0$, leads to a very simple but powerful result:

$$D(\nu) \sim \delta_{N_e=0, M_z}, \quad (3)$$

where M_z is the angular momentum projection of the Parent State in the ν -th family.^{9,14} The meaning of Eq. (3) is that in the magneto-absorption processes involving electrons from zero LL $N_e = 0$, the achievable final $2e-h$ states must have $M_z = 0$. If the 2DEG is spin-up polarized (\uparrow , $S_{ez} = 1/2$), the photons of σ^- and σ^+ circular polarizations produce the electron triplet t and singlet s final states, respectively (Figs. 1, 2). The spin-dependence follows from the form of the luminescence operator in two circular polarizations,

$$\hat{\mathcal{L}}_{PL}(\sigma^+) = p_{cv} \int d\mathbf{r} \hat{\Psi}_{e\downarrow}^\dagger(\mathbf{r}) \hat{\Psi}_{h\uparrow}^\dagger(\mathbf{r}), \quad (4)$$

$$\hat{\mathcal{L}}_{PL}(\sigma^-) = p_{cv} \int d\mathbf{r} \hat{\Psi}_{e\uparrow}^\dagger(\mathbf{r}) \hat{\Psi}_{h\downarrow}^\dagger(\mathbf{r}). \quad (5)$$

Interband transitions are described by polarization operators $\pi_t(\omega)$ and $\pi_s(\omega)$ that involve a single-particle electron propagator in $N_e = 0 \uparrow$ LL and three-particle propagators, which describe correlated negatively charged states $\Psi_{M_z S_e S_h \nu}^-$ with $M_z = 0$ (see Figs. 1c, 2c). The electron-photon vertices, D , are determined by

Eq. (2), and absorption at frequency ω is given by $-2\text{Im} \pi_{t(s)}(\omega) \propto |D|^2 \nu_e$, where the dependence on electron filling factor ν_e comes from the electron propagator.

Let us now turn to the high-field regime (1) in the strictly-2D geometry. The final three-particle $2e-h$ states in $(N_e N_h)$ electron and hole LL's are found using an expansion in the complete orthonormal basis of squeezed oscillator states¹⁷ which simultaneously preserves both axial and magnetic translational symmetries

$$|N_R N_r N_h; k m l\rangle. \quad (6)$$

The conserved oscillator quantum number is fixed automatically in basis (6) and equals k , while the total angular momentum projection must be fixed by imposing the condition $M_z = N_R + N_r - N_h - k - m + l$. Here N_h is the hole LL number, N_r and N_R are the LL numbers of the electrons relative and center-of-mass motions, respectively ($N_r + N_R = N_e$). The electron permutational symmetry requires that the two-electron relative angular momentum projection $m_z = N_r - m$ must be even (odd) for electron singlet $S_e = 0$ (triplet $S_e = 1$) states; see Ref. 17 for more details. The quantum numbers k , M_z , S_e , and S_h are exact so that the total Hamiltonian is block-diagonal in them. A weak exchange $e-h$ Coulomb interaction, which mixes different electron and hole spin states, is neglected in this work.

Because of the degeneracy in k , in what follows only Parent States $\Psi_{M_z s(t)\nu}^-$ are considered. The quantum numbers $k = 0$ and S_h are omitted for brevity and s (t) denotes the singlet $S_e = 0$ (triplet $S_e = 1$) electron spin state. Neglecting mixing between LL's (the high-field limit), the triplet $2e-h$ states in zero electron and first hole $(N_e N_h) = (01)$ LL's, $\Psi_{M_z t \nu}^{(01)-}$, can be obtained as the following expansion in (6)

$$\Psi_{M_z t \nu}^{(01)-} = \sum_{l=0}^{\infty} \sum_{m=0}^{\infty} \alpha_{M_z t \nu}(2m, l) |001; 0 2m l\rangle, \quad (7)$$

where expansion coefficients $\alpha_{M_z t \nu}(2m, l) \sim \delta_{M_z, l-2m-1}$ reflect the block-diagonal structure of the Hamiltonian. These are found by solving the corresponding secular equation. The Coulomb matrix elements of the total Hamiltonian are calculated analytically¹⁷ and the eigen-spectra are obtained by numerical diagonalization of finite matrices of order 5×10^2 . Such finite-size calculations do not break either magnetic translational or axial symmetries and provide very high accuracy for bound X^- states. It is important to stress that such calculations are also capable of reproducing the structure of the three-particle continuum in some detail.¹⁷ The singlet states $\Psi_{M_z s \nu}^{(01)-}$ are found using the expansion

$$\Psi_{M_z s \nu}^{(01)-} = \sum_{l=0}^{\infty} \sum_{m=0}^{\infty} \beta_{M_z s \nu}(2m+1, l) |001; 0 2m+1 l\rangle \quad (8)$$

similar to (7) with expansion coefficients $\beta_{M_z s \nu}(2m+1, l) \sim \delta_{M_z, l-2m-2}$.

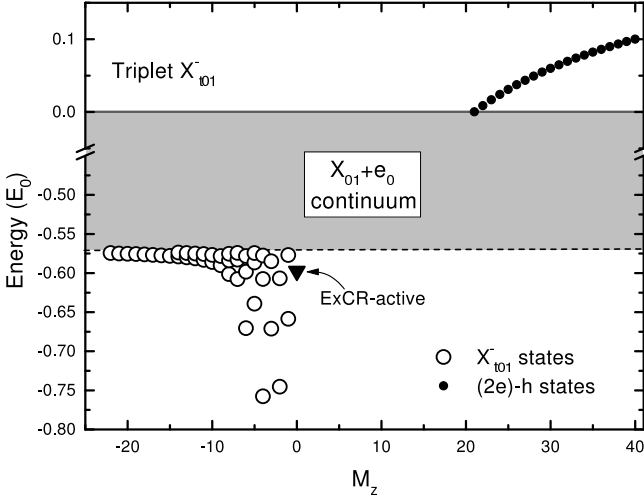


FIG. 3: Three-particle electron triplet states $\Psi_{M_z t \nu}^{(01)-}$ in $(N_e N_h) = (01)$ LL's. Open dots correspond to low-lying bound states, charged magnetoexcitons X_{t01}^- . The filled triangle depicts the ExCR-active X_{t01}^- state with $M_z = 0$. Filled dots are excited states in which the hole is bound to the two-electron pair.

The ExCR transitions are absent in the high-field limit (when no LL mixing allowed).²¹ The lowest order non-vanishing contribution to the dipole transition matrix element (2) appears when the triplet $2e$ -h states in *zero* LL's are admixed to (7):

$$\delta \Psi_{M_z t \nu}^{(01)-} = \sum_{l=0}^{\infty} \sum_{m=0}^{\infty} \gamma_{M_z t \nu}(2m, l) |000; 0\ 2m\ l\rangle. \quad (9)$$

The expansion coefficients $\gamma_{M_z t \nu}(2m, l) \sim \delta_{M_z, l-2m}$ are non-zero only because of the Coulomb mixing of different LL's. Therefore, their characteristic smallness in high fields is $\gamma_{M_z t \nu} \sim E_0 / \hbar \omega_{ch} \sim B^{-1/2}$. A similar procedure is used to find $\delta \Psi_{M_z s \nu}^{(01)-}$ for the singlet states. Technical details of calculations of the dipole transition matrix elements have been described elsewhere.²¹

III. RESULTS AND DISCUSSION

The triplet $\Psi_{M_z t \nu}^{(01)-}$ and singlet $\Psi_{M_z s \nu}^{(01)-}$ eigenspectra in the $(N_e N_h) = (01)$ LL's are presented in Fig. 3 and Fig. 4, respectively. The eigenstates were calculated in the strictly-2D high-field limit and their Coulomb energies are shown relative to free LL's, $\hbar(\omega_{ce} + 3\omega_{ch})/2$. The shaded areas of width $0.574E_0$ in Figs. 3, 4 correspond to the three-particle continuum formed by the neutral magnetoexciton X_{01} (e in its zero and the hole h in the first LL) with the second electron in a scattering state in zero LL. The lower continuum edge lies at the X_{01} ground state energy $-0.574E_0$. The density of X_{01} states exhibits at this energy an inverse square-root van Hove singularity¹⁷ typical for 2D excitations whose dispersion

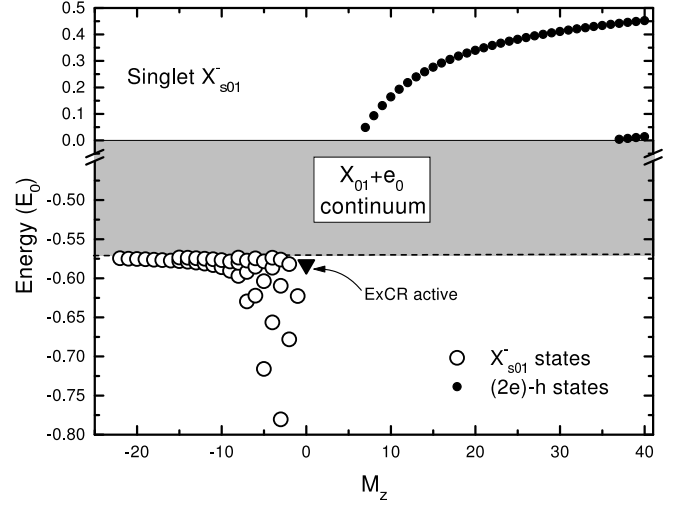


FIG. 4: Same as in Fig. 3 for the electron singlet states $\Psi_{M_z s \nu}^{(01)-}$.

has an extremum at a finite momentum. The presence of the singularity may lead to peculiarities in the e^- scattering on the neutral exciton X_{01} and one might expect, in particular, formation of quasibound three-particle states and optical resonances (see below).

Filled dots in Figs. 3, 4 show positions of the excited bound three-particle states, denoted as $(2e)$ -h, in which the hole is bound to the two-electron pair. These states originate from the excited states of two electrons that are always bound in 2D because of the confining effect of the magnetic field.²⁹ These truly bound three-particle states form discrete spectra and lie *above* free LL's. They appear with relatively large positive values of M_z , when the hole can be at a sufficiently large distance from the two-electron pair. These states are not relevant for the considered optical transitions and will not be discussed further.

There are also *many* bound states of charged triplet X_{t01}^- and singlet X_{s01}^- magnetoexcitons in the first hole LL lying below the exciton continuum (open dots in Figs. 3, 4). This is in contrast to the situation in the first electron and zero hole LL's, $(N_e N_h) = (10)$, where only one bound state, the strongly bound triplet X_{t10} , exists in the 2D high-field limit.¹⁴ This difference is explained by the fact that in $(N_e N_h) = (10)$ LL's a strongly bound neutral magnetoexciton X_{00} is formed. As a result, the three-particle continuum of $X_{00} + e_1^-$ states is rather wide (width E_0), and essentially one low-lying bound triplet state X_{t10}^- can only be supported outside the continuum.

According to selection rule Eq. (3), the states that can optically be excited from zero electron LL $N_e = 0$ must have $M_z = 0$. There is one triplet and one singlet such states in the $(N_e N_h) = (01)$ LL's. These ExCR-active states are denoted by the filled triangles in Figs. 3, 4. The binding energies of the ExCR-active singlet X_{s01}^- and triplet X_{t01}^- states are $0.009E_0$ and $0.024E_0$, respectively. (Note that these are not the ground states and there are

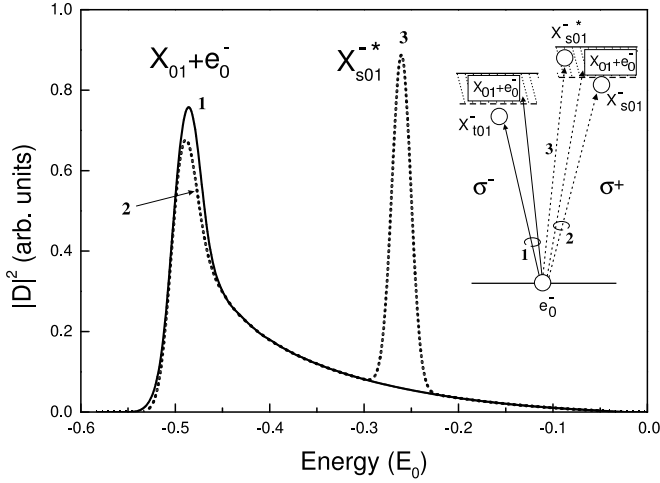


FIG. 5: Dipole matrix elements of the hole-ExCR transitions in σ^- (solid line) and σ^+ (dotted line) polarizations at $\gamma = E_0/\hbar\omega_{\text{ch}} = 1$. Energy is counted from $E_g(B) + \hbar\omega_{\text{ch}}/2$. Labeling of the peaks is explained in the inset, see also text and Figs. 3, 4.

other low-lying triplet X_{t01}^- and singlet X_{s01}^- states that have larger binding energies.) Therefore, the ExCR transitions in the 2DEG to the first hole LL can terminate both in the *bound* states of charged magnetoexcitons, $e_0^- + \text{photon} \rightarrow X_{s(t)01}^-$, and, also, in the continuum of scattering $X_{01} + e_0^-$ states (see inset to Fig. 5). This is in contrast to the situation with transitions to the first electron LL, where transitions to the continuum are only allowed.²¹

The calculated dipole matrix elements of the hole-ExCR transitions in two circular polarizations σ^+ and σ^- that terminate, respectively, in the final singlet $\Psi_{M_z=0s\nu}^{(01)-}$ and triplet $\Psi_{M_z=0t\nu}^{(01)-}$ states are shown in Fig. 5 for a representative case $\gamma = 1$. The dimensionless parameter $\gamma = E_0/\hbar\omega_{\text{ch}} \sim B^{1/2}$ characterizes the magnetic field strength. The σ^+ spectra at three other magnetic fields are shown in Fig. 6. All energies are given in units of (the magnetic-field dependent value) E_0 taken at $\gamma = 1$. The spectra have been convoluted with a Gaussian of the $0.015E_0$ width that mimics inhomogeneous broadening. Note that both figures depict only the Coulomb interaction energies. The shown ExCR transitions require the extra photon energy $\hbar\omega_{\text{ch}}$ (blue shifted) relative to the fundamental band-gap absorption $E_{\text{gap}}(B) = E_g(0) + \hbar(\omega_{\text{ce}} + \omega_{\text{ch}})/2$ (with final states in the lowest LL's) and they are also red-shifted $\simeq 0.5E_0 \sim B^{1/2}$ due to the Coulomb interactions. The ExCR lines are also split in σ^+ and σ^- polarizations by the Zeeman energies $\mu_B(g_e S_{ez} + g_h S_{hz})B \sim B$. The latter is schematically shown in the inset to Fig. 5.

It should be stressed that the ExCR transitions only arise because of LL mixing.²¹ The dependence of the dipole transition matrix elements on magnetic field is approximately $|D|^2 \sim B^{-1}$ (Fig. 6), as expected. The

intensity of transitions depends also on electron filling factor ν_e (see above). Therefore, the hole-ExCR transitions are suppressed in strong fields as $\nu_e |D|^2 \sim n_e l_B^2 (E_0/\hbar\omega_{\text{ch}})^2 \sim B^{-2}$.

The ExCR-active trions X_{s01}^- and X_{t01}^- have rather small binding energies. Because of this, transitions to these bound states merge, in the presence of moderate broadening, with the strong transitions that terminate near the lower continuum edge. These are the main peaks in the hole-ExCR spectra (transitions 1 and 2 in Fig. 5). These peaks have intrinsic finite linewidths, in high fields $\sim 0.1E_0$, and have asymmetric lineshapes with high-energy tails. This is because the three-particle continuum is mainly responsible for these transitions. Generally, the hole-ExCR absorption band becomes wider and weaker with increasing magnetic field (Fig. 6).

The present theory predicts in high fields another strong hole-ExCR feature, the prominent and rather *narrow* higher-lying peak that can only be observed in the σ^+ polarization (transition 3 in Fig. 5 and second peak in Fig. 6). This resonance does not show any appreciable change in its width with increasing B . This peak might be associated with formation of a quasi-bound three-particle resonance X_{s01}^{*-} , which lies *within* the three-particle continuum (see the inset to Fig. 5). The existence of the $2e$ - h resonances is physically plausible in higher LL's because of the van Hove singularities in the density of states of the neutral 2D magnetoexcitons (see above). A probability amplitude of finding all three particles in the same region of real space is large for a well-defined resonance. This may give large e - h overlap²¹ and lead to unexpectedly large oscillator strengths of ExCR transitions to the continuum originating from optically

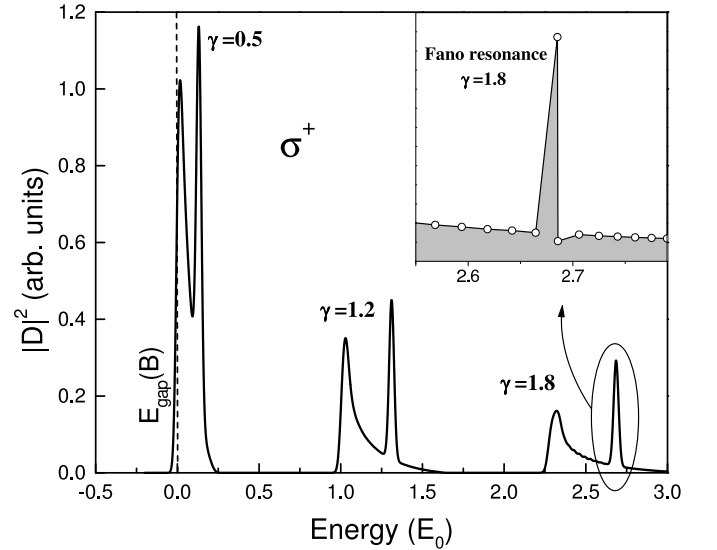


FIG. 6: The hole-ExCR spectra in the σ^+ polarization at three different magnetic fields characterized by the dimensionless parameter $\gamma = E_0/\hbar\omega_{\text{ch}}$. Energy is counted from the fundamental band gap $E_g(B)$. Inset shows the data with no Gaussian convolution for the resonance at $\gamma = 1.8$.

inactive neutral magnetoexcitons $X_{N_e N_h}$ ($N_e \neq N_h$).

The inset to Fig. 6 presents the data with no Gaussian convolution and shows some asymmetry in the shape of the optical resonance. This is due to the interaction between the quasi-discrete level and the continuum and is typical for a Fano-resonance. In the considered case of $2e-h$ complexes in the first hole LL, the interaction with the continuum appears to be rather weak and only leads to a slight asymmetry in the resonance shape (inset to Fig. 6). This should be contrasted with the situation in the first electron LL, where the interaction is much stronger, and the quasi-discrete state may show up as an anti-resonance in the intraband absorption spectra (see Fig. 2 in Ref. 17). Details of formation of the three-particle resonances and the evolution of such features in the spectra with decreasing magnetic field are not currently understood.

The polarization dependence of the spectra may be explained by different $e-e$ correlations in the final spin-singlet (σ^+ polarization) and spin-triplet (σ^- polarization) three-particle $2e-h$ states; the former are characterized by much stronger $e-e$ repulsion. In the case considered this results in formation of the higher lying ExCR-active resonance X_{s01}^- . Note also redistribution of the oscillator strength to the higher-energy peak 3 at the expense of the main peak 2 that occurs in σ^+ polarization (see Fig. 5).

Note that one might expect some qualitative or even quantitative similarities between the spectra of the hole-ExCR *interband* transitions in the low-density 2DEG and the spectra of *intraband* internal transitions of isolated negative trions X^- . This is because these transitions may have similar or exactly the same *final* three-particle correlated states in higher LL's. Consider, for example, internal transitions from the ground singlet X_s^- state that has $M_z = 0$.^{5,9,13} When transitions to the first hole LL are induced by a FIR-photon of σ^- polarization, the final states are $\Psi_{M_z s\nu}^{(01)-}$ with $M_z = -1$. Note that in contrast to interband hole-ExCR, which is suppressed in strong magnetic fields, such internal transitions are hole-ExCR active, strong and gain strength²² with increasing B . This may be useful for experimental studies of the 2DEG using optically-detected cyclotron resonance techniques.⁹

IV. RELATION TO SHAKE-UPS IN 2DHG

In this section, magneto-optics of an interacting 2DHG is discussed on a qualitative level in the approximation neglecting the complex valence band structure. Generally, a difference in electron and hole effective masses determines different slopes of electron and hole LL's and, at finite fields, leads to different interparticle correlations and different magneto-optical spectra in the interacting 2DEG and 2DHG. In extremely strong magnetic fields $\hbar\omega_{ce}, \hbar\omega_{ch} \gg E_0$, however, LL mixing is suppressed and effective masses no longer determine interparticle correlations. In this limit one can find a very simple relation

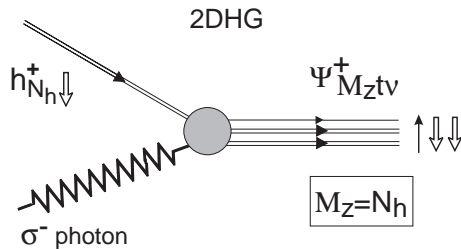


FIG. 7: Interband absorption in the low-density spin-polarized 2DHG leading to formation of charged ($2h-e$) three-particle states $\Psi_{M_z t\nu}^+$ with $M_z = N_h$.

between the 2DEG and 2DHG magneto-optical spectra.

Consider, for example, a creation of an $e-h$ pair in the presence of low-density spin-polarized 2DHG in zero LL $N_h = 0 \downarrow$. The exact optical selection rule involving the initial hole state in N_h -th LL is (Fig. 7)

$$D(\nu) = \langle \Psi_{M_z S_e S_h \nu}^+ | \hat{\mathcal{L}}_{\text{PL}} | h_{N_h}^+ \rangle \sim \delta_{N_h, M_z}. \quad (10)$$

Therefore, when the initial hole state belongs to $N_h = 0$ LL, the final positively charged $2h-e$ states $\Psi_{M_z S_e S_h \nu}^+$ must have $M_z = 0$. In σ^- polarization these are *hole* triplets ($\downarrow\downarrow$); a short-hand notation $\Psi_{M_z=0t\nu}^+$ will be used in what follows. Notice now that the *negatively* charged electron triplet state $\Psi_{M_z=0t\nu}^-$ has—in the high field limit—exactly the same Coulomb interaction energy (see Appendix). Also, the state $\Psi_{M_z=0t\nu}^-$ can be reached in transitions from low-density spin-polarized 2DEG in $N_e = 0 \uparrow$ LL in same σ^- polarization. Therefore, the ExCR spectra (and, more generally, absorption spectra) of the spin-polarized (\downarrow) 2DHG can be obtained from the spin-polarized (\uparrow) 2DEG spectra in the same polarization by simply changing to the hole cyclotron energies $\hbar\omega_{ce} \rightarrow \hbar\omega_{ch}$ and making the appropriate changes in the Zeeman energies.

At finite fields, LL mixing (especially for the hole) breaks this electron-hole duality. In sufficiently strong fields, however, such that $\hbar\omega_{ch} \geq E_0$, one may expect the indicated quantitative similarities between the spectra of the magnetically quantized 2DEG and 2DHG.

V. SHAKE-UPS IN MAGNETO-PL OF ISOLATED TRIONS? PROHIBITED.

As we have seen, the ExCR (shake-up) processes in magneto-photoabsorption are allowed in the low-density 2DEG and 2DHG. Contrary to this, the exact selection rules prohibit shake-up processes in magneto-PL of *isolated* negative X^- and positive X^+ charged trions. Indeed, consider, for example, magneto-photoabsorption in a low-density 2DEG with an isolated electron in an arbitrary N_e -th LL in the initial state. According to the exact optical selection rule

$$D(\nu) = \langle \Psi_{M_z S_e S_h \nu}^- | \hat{\mathcal{L}}_{\text{PL}} | e_{N_e}^- \rangle \sim \delta_{M_z, N_e}, \quad (11)$$

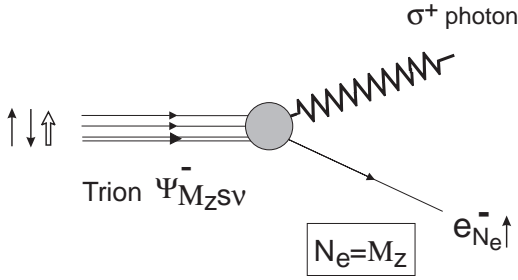


FIG. 8: PL of an isolated negatively charged trion complex $\Psi_{M_z s \nu}^-$. Electron in the final state must reside in the electron LL $N_e = M_z$.

the final negatively charged three-particle state $\Psi_{M_z s_e \nu}^-$ must have $M_z = N_e$ and may belong to *different* LL's; this is generalization¹⁴ of Eq. (3).

Consider now magneto-PL from an isolated charged trion state $\Psi_{M_z s_e s_h \nu}^-$ that is not necessarily bound (X^-), but may also belong to the continuum of scattering states ($X + e^-$). The final state in magneto-PL is now a single electron (Fig. 8), and the exact selection rule

$$D(\nu)^* = \langle e_{N_e}^- | \hat{\mathcal{L}}_{\text{PL}}^\dagger | \Psi_{M_z s_e s_h \nu}^- \rangle \sim \delta_{N_e, M_z} \quad (12)$$

now states that the electron must reside in a *single and given* LL with number $N_e = M_z$. Therefore, *no various* LL's are achievable in magneto-PL of a given trion state $\Psi_{M_z s_e \nu}^-$. This result is easily extended to positively charged trions X^+ and holds at *arbitrary* fields in systems with translational invariance and complex valence band structure (in the axial approximation).^{14,17}

However, the shake-up processes in magneto-PL attributed to negatively² X^- and positively²⁴ X^+ charged trions are commonly observed in experiments in the *dilute* limit. This may be interpreted as an indication toward the relevance of the various scattering processes such as by disorder^{11,14} and/or the remaining 2DEG for X^- (or 2DHG for X^+). It was suggested recently¹⁰ that the latter process, the scattering on low-density 2DEG, may also give rise to appreciable oscillator strength of the so-called “dark” triplet X^- state,^{12,14,15} which is also commonly observed in experiments.^{5,6,7,8}

VI. SUMMARY

This paper theoretically considered hole-ExCR in a low-density 2DEG, an optical resonance in the 2DEG photoabsorption in which the hole is excited to higher hole Landau levels. This resonance may be observed in

high magnetic fields as a fine structure in the high-energy tail of the main magneto-photoabsorption peak of the 2DEG. It has been shown, in particular, that the high-field hole-ExCR has different absorption patterns in two different circular polarizations σ^\pm . The duality between correlated states in the 2DEG and 2DHG in the high magnetic field limit was indicated. This may be useful for magneto-optical studies of spin-dependent electron-hole correlations in 2D systems in strong magnetic fields.

Acknowledgments

This work is supported in part by NSF grants DMR-0203560 and DMR-0224225 and by a research grant of CSUB.

APPENDIX: DUALITY BETWEEN NEGATIVELY AND POSITIVELY CHARGED STATES

In the high-field limit (when no LL mixing is allowed) few-particle interacting states can be classified according to electron and hole LL's ($N_e N_h$). In this limit, the Coulomb *interaction* energies of the positively charged ($2h-e$) hole triplet states $\Psi_{M_z t \nu}^{(N_e N_h)+}$ and of the negatively charged ($2e-h$) electron triplet states $\Psi_{-M_z t \nu}^{(N_h N_e)-}$ are the same; note the M_z values and the order of LL labels. This holds in the effective mass approximation neglecting the complex valence band structure. In this approximation, the orbital (envelope) wavefunctions of the $2e-h$ and $2h-e$ states are related to each other by time reversal (are complex conjugate to each other). As a result, their Coulomb energies coincide.³⁰ The difference in their total energies comes only from different cyclotron and spin Zeeman energies, which can easily be taken into account. The same, of course, holds for positively $\Psi_{M_z s \nu}^{(N_e N_h)+}$ and negatively charged $\Psi_{-M_z s \nu}^{(N_h N_e)-}$ singlet states whose interaction energies also coincide.

This duality between $2h-e$ and $2e-h$ states can be extended in high fields to other (charged and neutral) complexes consisting of other number of particles.³⁰ It is known, for example, that dispersions of neutral magnetoexcitons $X_{N_e N_h}$ and $X_{N_h N_e}$ coincide in the high-field limit.³¹ Another closely related example is the duality between the 2D correlated electron states that occur at electron filling factors ν_e and $1 - \nu_e$; this result is known in the theory of the fractional quantum Hall effect²⁹ as the electron-hole symmetry in the lowest LL.

* Electronic address: adzyubenko@csub.edu; on leave from General Physics Institute, RAS, Moscow 117942, Russia.

¹ I. V. Kukushkin and V. B. Timofeev, Adv. Phys. **45**, 147

(1996) and references therein.

² G. Finkelstein, H. Shtrikman, and I. Bar-Joseph, Phys. Rev. B **53**, 12593 (1996); **56**, 10326 (1997) and references

- therein.
- ³ D. R. Yakovlev, V. P. Kochereshko, R. A. Suris, H. Schenk, W. Ossau, A. Waag, G. Landwehr, P. C. M. Christianen, and J. C. Maan, Phys. Rev. Lett. **79**, 3974 (1997).
 - ⁴ W. Ossau, V. P. Kochereshko, G. V. Astakhov, D. R. Yakovlev, G. Landwehr, T. Wojtowicz, G. Karzewski, J. Kossut, Physica B **298**, 315 (2001).
 - ⁵ K. Kheng, R. T. Cox, Y. Merle d'Aubigne, F. Bassani, K. Saminadayar, and S. Tatarenko, Phys. Rev. Lett. **71**, 1752 (1993); G. Finkelstein, H. Shtrikman, and I. Bar-Joseph, Phys. Rev. Lett. **74**, 976 (1995); Phys. Rev. B **53**, R1709 (1996); A. J. Shields, M. Pepper, M. Y. Simmons, and D. A. Ritchie, Phys. Rev. B **52**, 7841 (1995); S. Glasberg, G. Finkelstein, H. Shtrikman, and I. Bar-Joseph, Phys. Rev. B **59**, R10425 (1999) and references therein.
 - ⁶ G. Yusa, H. Shtrikman, I. Bar-Joseph, Phys. Rev. Lett. **87**, 216402 (2001).
 - ⁷ C. Schüller, K.-B. Broocks, Ch. Heyn, and D. Heitmann, Phys. Rev. B **65**, 081301(R) (2002).
 - ⁸ K.-B. Broocks, P. Schröter, D. Heitmann, Ch. Heyn, C. Schüller, M. Bichler, and W. Wegscheider, Phys. Rev. B **66**, 041309 (2002).
 - ⁹ H. A. Nickel, T. M. Yeo, A. B. Dzyubenko, B. D. McCombe, A. Petrou, A. Yu. Sivachenko, W. Schaff, and V. Umansky, Phys. Rev. Lett. **88**, 056801 (2002).
 - ¹⁰ D. Sanvitto, D. M. Whittaker, A. J. Shields, M. Y. Simmons, D. A. Ritchie, and M. Pepper, Phys. Rev. Lett. **89**, 246805 (2002).
 - ¹¹ B. M. Ashkinadze, E. Linder, E. Cohen, A. B. Dzyubenko, and L. N. Pfeiffer, Phys. Rev. B (accepted for publication).
 - ¹² J. J. Palacios, D. Yoshioka, and A. H. MacDonald, Phys. Rev. B **54**, R2296 (1996).
 - ¹³ D. M. Whittaker and A. J. Shields, Phys. Rev. B **56**, 15185 (1997).
 - ¹⁴ A. B. Dzyubenko and A. Yu. Sivachenko, Phys. Rev. Lett. **84**, 4429 (2000).
 - ¹⁵ A. Wojs, J. J. Quinn, and P. Hawrylak, Phys. Rev. B **62**, 4630 (2000).
 - ¹⁶ C. Riva, F. M. Peeters, and K. Varga, Phys. Rev. B **63**, 115302 (2001).
 - ¹⁷ A. B. Dzyubenko, Phys. Rev. B **65**, 035318 (2002).
 - ¹⁸ N. R. Cooper and D. B. Chklovskii, Phys. Rev. B **55**, 2436 (1997).
 - ¹⁹ P. Hawrylak and M. Potemski, Phys. Rev. B **56**, 12386 (1997).
 - ²⁰ E. I. Rashba, M. D. Sturge, Phys. Rev. B **63**, 045305 (2000).
 - ²¹ A. B. Dzyubenko, Phys. Rev. B **64**, 241101(R) (2001).
 - ²² A. B. Dzyubenko and A. Yu. Sivachenko, JETP Lett. **70**, 514 (1999).
 - ²³ J. E. Avron, I. W. Herbst, and B. Simon, Ann. Phys. (N.Y.) **114**, 431 (1978); B. R. Johnson, J. O. Hirschfelder, and K. H. Yang, Rev. Mod. Phys. **55**, 109 (1983) and references therein.
 - ²⁴ S. Glasberg, H. Shtrikman, and I. Bar-Joseph, Phys. Rev. B **63**, 201308(R) (2001).
 - ²⁵ L. V. Butov, A. Zrenner, M. Shayegan, G. Abstreiter and H. C. Manoharan, Phys. Rev. B **49**, 14054 (1994).
 - ²⁶ L. V. Kulik, V. T. Dolgoplov, A. A. Shashkin, A. F. Dite, L. V. Butov, V. D. Kulakovskii, H. C. Manoharan, and M. Shayegan, Phys. Rev. B **51**, 13876 (1995).
 - ²⁷ Y. V. Ponomarev, A. Usher, P. J. Rodgers, B. L. Gallagher, M. Henini, G. Hill, Phys. Rev. B **54**, 13891 (1996).
 - ²⁸ O. V. Volkov, V. E. Zhitomirskii, I. V. Kukushkin, W. Dietzsche, K. von Klitzing, A. Fischer, and K. Eberl, Phys. Rev. B **56**, 7541 (1997).
 - ²⁹ See, e.g., *Quantum Hall Effect*, Eds. R. E. Prange, S. M. Girvin (Springer-Verlag, New York, 1987); T. Chakraborty and P. Pietilainen, *The Quantum Hall Effects* (Springer-Verlag, New York, 1988); Z. F. Ezawa, *Quantum Hall Effects* (World Scientific, Singapore, 2000) and references therein.
 - ³⁰ A. B. Dzyubenko, JETP Lett. **66**, 617 (1997).
 - ³¹ I. V. Lerner and Yu. E. Lozovik, JETP **51**, 588 (1980).