

Presence of $3d$ Quadrupole Moment in LaTiO_3 Studied by $^{47,49}\text{Ti}$ NMR

Takashi Kiyama and Masayuki Itoh

Department of Physics, Graduate School of Science, Nagoya University, Nagoya 464-8602, Japan

(Dated: November 13, 2018)

$^{47,49}\text{Ti}$ NMR spectra of LaTiO_3 are reexamined and the orbital state of this compound is discussed. The NMR spectra of LaTiO_3 taken at 1.5 K under zero external field indicate a large nuclear quadrupole splitting. This splitting is ascribed to the presence of the rather large quadrupole moment of $3d$ electrons at Ti sites, suggesting that the orbital liquid model proposed for LaTiO_3 is inappropriate. The NMR spectra are well explained by the orbital ordering model expressed approximately as $1/\sqrt{3}(d_{xy} + d_{yz} + d_{zx})$ originating from a crystal field effect. It is also shown that most of the orbital moment is quenched.

PACS numbers: 75.30.-m, 75.50.Ee, 76.60.-k

The orbital degree of freedom has become an important topic in the physics of strongly correlated electron systems[1]. One of the recent topics is a quantum effect in the orbital ordering dominated by electron correlations. Especially, Mott insulators with t_{2g} degenerated orbitals are prospective in this viewpoint, since the Jahn-Teller (JT) coupling for t_{2g} orbitals is weaker than e_g states and the large degeneracy enhances the quantum effect.

The RTiO_3 (R:rare earths) system is fascinating from the above viewpoint[2, 3, 4, 5, 6]. RTiO_3 has an orthorhombically distorted perovskite structure (space group: P_{bnm}), in which the electronic configuration of a Ti^{3+} ion is t_{2g}^1 . While several studies have reported that YTiO_3 takes an orbital ordering state from both experimental and theoretical aspects[5, 6, 7, 8, 9, 10, 11], the orbital state in LaTiO_3 is now under controversy[2, 3, 12, 13, 14]. LaTiO_3 undergoes G -type antiferromagnetic ordering below $T_N \sim 150$ K with the reduced ordered moment of $0.46 \mu_B$ [15]. The question is what interaction lifts the degeneracy of threefold t_{2g} orbitals in the ground state. The octahedra of TiO_6 in LaTiO_3 exhibit small distortions. One would expect, at first sight, quadruply degenerated single-ion ground states represented by fictitious angular momentum $\tilde{j} = 3/2$ due to spin-orbit (SO) interaction, which have unquenched orbital moment. This scenario is consistent with the observed reduced magnetic moment. However, Keimer *et al.* suggested that the SO interaction is not dominantly working in this system from the isotropic spin wave dispersion[2]. Under these circumstances, a picture of strongly fluctuating orbital states was proposed[2, 3], followed by a refined calculation on the orbital excitations[4]. On the other hand, Mochizuki and Imada have successfully explained the physical properties of LaTiO_3 by an orbital state expressed approximately as $1/\sqrt{3}(d_{xy} + d_{yz} + d_{zx})$ [12]. Subsequently, corresponding distortions of the TiO_6 octahedra have been reported from detailed structural data[13, 14].

In this paper, we report the results of analyses on NMR measurements for LaTiO_3 . The NMR spectra show that the quadrupole moment of a $3d$ electron in LaTiO_3 is

rather large and unfavorable for the orbital liquid model, while the spectra are well explained by the $1/\sqrt{3}(d_{xy} + d_{yz} + d_{zx})$ -like orbital ordering state with appropriate parameters.

Experimental procedures are mentioned in Ref.10. It is known that the magnetic properties are particularly sensitive to the oxygen content δ in $\text{LaTiO}_{3+\delta}$ [15]. We used powdered samples with the Néel temperature $T_N \sim 147$ K ($\delta \sim 0.0$) for NMR measurements. Frequency-swept NMR spectra of LaTiO_3 were taken point by point of frequency by using a super-heterodyne coherent pulsed spectrometer at 1.5 K in the antiferromagnetically ordered state under zero external field. As for the properties of ^{47}Ti and ^{49}Ti nuclei, the nuclear spin $^{47}I = \frac{5}{2}$ and $^{49}I = \frac{7}{2}$, the quadrupole moment $^{47}Q = 0.29 \times 10^{-24}$ and $^{49}Q = 0.24 \times 10^{-24}$ cm², and the gyromagnetic ratio $^{47}\gamma_N/2\pi = 2.4000$ and $^{49}\gamma_N/2\pi = 2.4005$ MHz/T are used in this paper[16].

Figure 1 shows the frequency-swept $^{47,49}\text{Ti}$ NMR spectra in the antiferromagnetically ordered state of LaTiO_3 , which were previously reported in Ref.10. These spectra are consistent with the data in Ref.17. Each peak

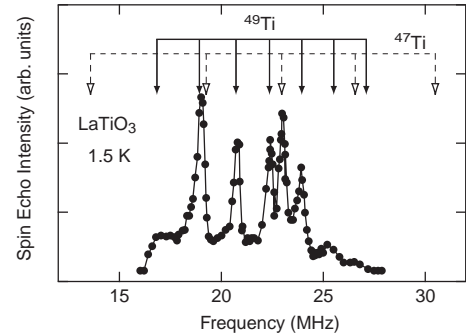


FIG. 1: $^{47,49}\text{Ti}$ NMR spectra under zero external field at 1.5 K in the antiferromagnetic state of LaTiO_3 [10]. Solid circles represent experimental data, and solid and dashed arrows represent the calculated resonance positions for ^{49}Ti and ^{47}Ti nuclei, respectively.

of the spectra is assigned for ^{47}Ti and ^{49}Ti nuclei as shown by the arrows in Fig. 1. The attribution of the peaks to the ^{47}Ti and ^{49}Ti nuclei is the same as previous reports[10, 17], although the parameters such as the quadrupole frequency ν_Q and the asymmetry parameter of the electric field gradient (EFG) η are not unique to reproduce the spectra.

The NMR spectrum of Ti nuclei is determined by the hyperfine interaction. The hyperfine interaction \mathcal{H} in the $3d^1$ transition metal ion is expressed as[18]

$$\mathcal{H} = \mathcal{H}_{\text{mag}} + \mathcal{H}_{\text{el}} = -\gamma_N \hbar \mathbf{H}^{\text{eff}} \cdot \mathbf{I} + \frac{eQ\mathbf{I} \cdot \mathbf{V}^{\text{eff}} \cdot \mathbf{I}}{2I(2I-1)}, \quad (1)$$

$$\begin{aligned} \mathcal{H}_{\text{mag}} &= 2\mu_B \gamma_N \hbar \langle r^{-3} \rangle_{\text{mag}} [-\kappa \mathbf{S} \cdot \mathbf{I} + \mathbf{L} \cdot \mathbf{I} + \frac{2}{21} \\ &\times \{L(L+1)\mathbf{S} \cdot \mathbf{I} - \frac{3}{2}(\mathbf{L} \cdot \mathbf{I})(\mathbf{L} \cdot \mathbf{S}) - \frac{3}{2}(\mathbf{L} \cdot \mathbf{S})(\mathbf{L} \cdot \mathbf{I})\}] \\ &= 2\mu_B \gamma_N \hbar \langle r^{-3} \rangle_{\text{mag}} [-\kappa \mathbf{S} \cdot \mathbf{I} + \mathbf{L} \cdot \mathbf{I} - \frac{2}{21} \mathbf{S} \cdot \mathbf{q} \cdot \mathbf{I}], \quad (2) \end{aligned}$$

$$\mathcal{H}_{\text{el}} = \mathcal{H}_{\text{el}}^{\text{on}} + \mathcal{H}_{\text{el}}^{\text{out}}, \quad (3)$$

$$\begin{aligned} \mathcal{H}_{\text{el}}^{\text{on}} &= \frac{e^2 Q}{21I(2I-1)} \langle r^{-3} \rangle_{\text{el}} \{3(\mathbf{L} \cdot \mathbf{I})^2 + \frac{3}{2}(\mathbf{L} \cdot \mathbf{I}) \\ &- L(L+1)I(I+1)\} = \frac{e^2 Q}{21I(2I-1)} \langle r^{-3} \rangle_{\text{el}} [\mathbf{I} \cdot \mathbf{q} \cdot \mathbf{I}], \quad (4) \end{aligned}$$

$$\begin{aligned} \mathcal{H}_{\text{el}}^{\text{out}} &= \frac{(1-\gamma_\infty)eQ}{6I(2I-1)} \sum_{\alpha\beta} V_{\alpha\beta}^{\text{out}} [\frac{3}{2}(I_\alpha I_\beta + I_\beta I_\alpha) - \delta_{\alpha\beta} I^2] \\ &= (1-\gamma_\infty) \frac{eQ}{2I(2I-1)} [\mathbf{I} \cdot \mathbf{V}^{\text{out}} \cdot \mathbf{I}], \quad (5) \end{aligned}$$

where \mathcal{H}_{mag} represents the magnetic hyperfine interaction, \mathcal{H}_{el} the electric hyperfine interaction, $\mathcal{H}_{\text{el}}^{\text{on}}$ the electric hyperfine interaction with on-site d electrons, $\mathcal{H}_{\text{el}}^{\text{out}}$ the electric hyperfine interaction with outside ions, \mathbf{H}^{eff} the effective internal magnetic field, \mathbf{V}^{eff} the effective electric field gradient (EFG) tensor, \hbar the Planck's constant, μ_B the Bohr magneton, $\langle r^{-3} \rangle_{\text{mag}}$ and $\langle r^{-3} \rangle_{\text{el}}$ the expectation values of r^{-3} for the Ti $3d$ electron, κ a parameter for the Fermi contact interaction due to a core-polarization effect, γ_∞ the Sternheimer antishielding factor, \mathbf{S} the spin, \mathbf{L} the orbital momentum, \mathbf{I} the nuclear spin operator, \mathbf{q} the electron quadrupole moment tensor of which the components are defined as $q_{\alpha\beta} \equiv \frac{3}{2}(L_\alpha L_\beta + L_\beta L_\alpha) - \delta_{\alpha\beta} \mathbf{L}^2$ ($\alpha, \beta = x, y$ and z), \mathbf{V}^{out} the EFG tensor by the outside ions, and $V_{\alpha\beta}^{\text{out}}$ the components of the EFG tensor, respectively.

While \mathcal{H}_{mag} generates a single resonance peak for each of ^{47}Ti and ^{49}Ti , the EFG at Ti nuclei splits the spectrum to $2I$ resonance peaks through \mathcal{H}_{el} in the case of $\mathcal{H}_{\text{el}} \ll \mathcal{H}_{\text{mag}}$. As seen in Fig. 1, the NMR spectra of ^{49}Ti are split to seven peaks with almost the same frequency interval of ~ 1.6 MHz, indicating $\mathcal{H}_{\text{el}} \ll \mathcal{H}_{\text{mag}}$. Since the EFG tensor \mathbf{V}^{eff} is symmetric tensor, \mathbf{V}^{eff} can be diagonalized by an appropriate rotation of the coordination system. Now we take the $x'y'z'$ -coordination system to

diagonalize \mathbf{V}^{eff} , and refer to the maximum value of the diagonal components as $V_{z'z'}^{\text{eff}}$. The quadrupole frequency ν_Q is defined using $V_{z'z'}^{\text{eff}}$ as

$$\nu_Q \equiv \frac{3eQV_{z'z'}^{\text{eff}}}{2hI(2I-1)}. \quad (6)$$

ν_Q increases with the deviation from cubic symmetry for EFG around the nuclei ($\nu_Q = V_{z'z'}^{\text{eff}} = V_{x'x'}^{\text{eff}} = V_{y'y'}^{\text{eff}} = 0$ in cubic symmetry because the trace of \mathbf{V}^{eff} is 0). The splitting frequency $\Delta\nu$ is expressed by the first order perturbation theory of \mathcal{H}_{el} , for example, in the case of the axially symmetric EFG, as

$$\Delta\nu = \frac{3\cos^2\theta - 1}{2} \nu_Q \leq |\nu_Q|, \quad (7)$$

where θ represents the angle between the z' -axis and \mathbf{H}^{eff} . The inequality $\Delta\nu \leq |\nu_Q|$ is valid in general for $\mathcal{H}_{\text{el}} \ll \mathcal{H}_{\text{mag}}$. Therefore, since the present NMR spectra show $^{49}\Delta\nu$ is about 1.6 MHz,

$$|^{49}\nu_Q| \geq 1.6 \text{ MHz}. \quad (8)$$

As mentioned above, ν_Q reflects the distortion of the EFG, i.e., the charge distribution. The EFG at Ti nuclei is contributed from the on-site $3d$ electron and the outside O^{2-} , La^{3+} and Ti^{3+} ions. Generally, it is very difficult to estimate the contribution of outside ions to the EFG quantitatively, because the EFG from the outside ions is largely enhanced by core electrons (the Sternheimer antishielding factor γ_∞ corresponds to this effect). However, we could naively expect that the EFG originating from outside ions is small, since the distortion of TiO_6 octahedra is small in LaTiO_3 .

The above value of $|^{49}\nu_Q|$ is much larger than those of ATiO_3 compounds with $\text{Ti}^{4+}(3d^0)$, in which the EFG is determined only by the contribution of the outside ions[19, 20]. It is reported that the value of $^{49}\nu_Q$ is 1.1 MHz for MgTiO_3 , in which both of the crystalline and TiO_6 distortions are much larger than those in LaTiO_3 [19]. Padro *et al.* systematically and quantitatively investigated the relationship between the EFG and the structural parameters for ATiO_3 compounds[19]. They found that the shear strain of TiO_6 octahedra well correlates with the EFG magnitude. In accordance with their argument, we derived the shear strain $|\Psi|$ of LaTiO_3 as 0.27 using the structural data at 8 K in Ref.13. From this value of $|\Psi|$ we estimate the value of $^{49}\nu_Q$ contributed by the outside ions as ~ 0.15 MHz at 8 K. Even if we consider the difference of the valence of ions between $\text{La}^{3+}\text{Ti}^{3+}\text{O}_3$ and $\text{A}^{2+}\text{Ti}^{4+}\text{O}_3$, it is difficult to ascribe the origin of the large ν_Q value in LaTiO_3 to the outside ions. Therefore, the main contribution to the EFG at Ti nuclei should come from the on-site $3d$ electron. So, we treat only $\mathcal{H}_{\text{el}}^{\text{on}}$ as the electric hyperfine interaction hereafter.

The conclusion mentioned above means that the shape of $3d$ orbital is deformed from cubic symmetry. The

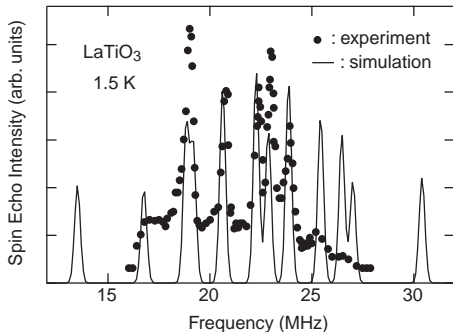


FIG. 2: Simulated and experimental $^{47,49}\text{Ti}$ NMR spectra of LaTiO_3 . Solid circles represent experimental spectra, and solid lines represent the resonance spectra calculated for the $1/\sqrt{3}(d_{xy} + d_{yz} + d_{zx})$ -like orbital ordering state.

quadrupole frequency ν_Q is associated with the electron quadrupole moment \mathbf{q} . We define $q_{z'z'}$ as the maximum value of the principal-axes components for \mathbf{q} . We also introduce r_{el} defined as $r_{\text{el}} \equiv \langle r^{-3} \rangle_{\text{el}} / \langle r^{-3} \rangle_{\text{FI}}$, in which $\langle r^{-3} \rangle_{\text{FI}}$ represents the r^{-3} expectation value of the $3d$ electron calculated for a free Ti^{3+} ion, 2.552 a.u.[18]. We could expect $r_{\text{el}} < 1$ due to the hybridization with oxygen $2p$ states. Using Eqs. (4), (6), and (8), the following inequality is obtained for $q_{z'z'}$:

$$^{49}\nu_Q = \frac{e^2 Q}{7hI(2I-1)} r_{\text{el}} \langle r^{-3} \rangle_{\text{FI}} q_{z'z'}, \quad (9)$$

$$|q_{z'z'}| \equiv |3L_{z'}^2 - \mathbf{L}^2| \geq 1.62/r_{\text{el}}. \quad (10)$$

The value of $|q_{z'z'}|$ takes 6 at the maximum for $3d^1$ states, which is the case with the d_{xy} -type ($q_{z'z'} = 6$) and $d_{3z^2-r^2}$ -type ($q_{z'z'} = -6$) orbitals. The mixing among those orbitals reduces $|q_{z'z'}|$. Eq. (10) shows that the magnitude of the electron quadrupole moment $|q_{z'z'}|$ in LaTiO_3 is at least $1.62/6 \sim 27\%$ of those for d_{xy} -type or $d_{3z^2-r^2}$ -type orbitals. This result seems to be inconsistent with the proposed orbital liquid models[3, 4], since it is supposed to give a cubically symmetric charge distribution for $3d$ electrons and very small $q_{z'z'}$. Thus, another orbital ordered state is expected to be realized in LaTiO_3 .

The neutron scattering measurements have shown that the ordered magnetic moment is $0.46 \mu_B$ in the stoichiometric LaTiO_3 [15]. Since the spin-wave approximation for a three dimensional $S=1/2$ model gives shrunken ordered spin moments of $0.84 \mu_B$, the observed moment is about $0.4 \mu_B$ smaller. The origin of this shrinkage is unclear. The present NMR spectra show that the internal magnetic field $|\mathbf{H}^{\text{eff}}|$ at Ti nuclei is 92 kOe. $|\mathbf{H}^{\text{eff}}|$ is expressed as

$$\begin{aligned} |\mathbf{H}^{\text{eff}}| &= 2\mu_B r_{\text{mag}} \langle r^{-3} \rangle_{\text{FI}} \left| \langle -\kappa \mathbf{S} - \frac{2}{21} \mathbf{S} \cdot \mathbf{q} + \mathbf{L} \rangle \right| \\ &= 92 \text{ kOe}, \end{aligned} \quad (11)$$

TABLE I: The values of the parameters r_{mag} , r_{el} and κ used for the NMR spectrum simulation based on the $1/\sqrt{3}(d_{xy} + d_{yz} + d_{zx})$ -like orbital ordering model in LaTiO_3 . The estimated values of $|\langle 2\mathbf{S} \rangle|$ and $|\langle \mathbf{L} \rangle|$ are also listed.

r_{mag}	r_{el}	κ	$ \langle 2\mathbf{S} \rangle $	$ \langle \mathbf{L} \rangle $
0.57	0.57	1.1	0.57	0.11

$$r_{\text{mag}} \left| \langle -\kappa \mathbf{S} - \frac{2}{21} \mathbf{S} \cdot \mathbf{q} + \mathbf{L} \rangle \right| = 0.29, \quad (12)$$

where r_{mag} represents $\langle r^{-3} \rangle_{\text{mag}} / \langle r^{-3} \rangle_{\text{FI}}$. The first term of Eq. (11) represents the Fermi contact field, the second the dipole field due to the electron spin moment, and the third the orbital field coming from the electron orbital moment. $r_{\text{mag}} \times \kappa$ is supposed to be $0.63 \sim 0.75$, since the isotropic hyperfine coupling constant $A_{\text{iso}} (= -159.7 \times r_{\text{mag}} \kappa [\text{kOe}/\mu_B])$ by the Fermi contact interaction is generally given as $-100 \sim -120 \text{ kOe}/\mu_B$ [16]. On the other hand, the ordered magnetic moment of $0.46 \mu_B$ should correspond to

$$|\langle 2\mathbf{S} + \mathbf{L} \rangle| = 0.46. \quad (13)$$

So, Eqs. (12) and (13) must be satisfied at the same time. This restriction is so hard that it makes a good test for the models of the electronic states in LaTiO_3 . As a rough estimation, if we assume that \mathbf{S} and \mathbf{L} are antiparallel, the orbital moment $|\mathbf{L}|$ cannot exceed $0.29/r_{\text{mag}}$, since $|\kappa \mathbf{S}|$ is larger than $2/21 |\mathbf{S} \cdot \mathbf{q}|$ in the present d^1 case.

As noted above, the NMR spectra of LaTiO_3 show that a certain amount of the Ti $3d$ electronic quadrupole moment is present. Mochizuki and Imada as well as Cwik *et al.* proposed that $3d$ electrons in LaTiO_3 occupy $1/\sqrt{3}(d_{xy} + d_{yz} + d_{zx})$ -like orbitals and explained the physical properties of LaTiO_3 successfully[12, 13]. This model is consistent with the present NMR results. So we simulated the NMR spectra assuming this type of orbital state. We assumed that the magnetic moment is parallel to the a -axis[13, 21]. Furthermore, we set A_{iso} as $-100 \text{ kOe}/\mu_B$ with the assumption that \mathbf{S} and \mathbf{L} are antiparallel. The resonance intensity was derived from the transition probability between the nuclear spin eigenstates. The result is shown in Fig. 2. The simulated spectra well explain the experimental data. Especially, the resonance frequency is completely reproduced, while the deviation of the intensity is seen for outside peaks. The used parameters are listed in Table I. The $3d$ orbital states of Ti(1) - Ti(4) sites in LaTiO_3 are represented as $ad_{xy} - bd_{yz} - cd_{zx}$, $ad_{xy} - cd_{yz} - bd_{zx}$, $ad_{xy} + bd_{yz} + cd_{zx}$ and $ad_{xy} + cd_{yz} + bd_{zx}$, respectively, where $a^2 + b^2 + c^2 = 1$. The four Ti sites give same spectra in the case of \mathbf{H}^{eff} parallel to the a -axis. The orbital parameters are determined as $a = 0.565$, $b = 0.452$ and $c = 0.690$, which are close to the results in Refs.12 and 13. Figure 3 shows the orbital states in LaTiO_3 expected from these pa-

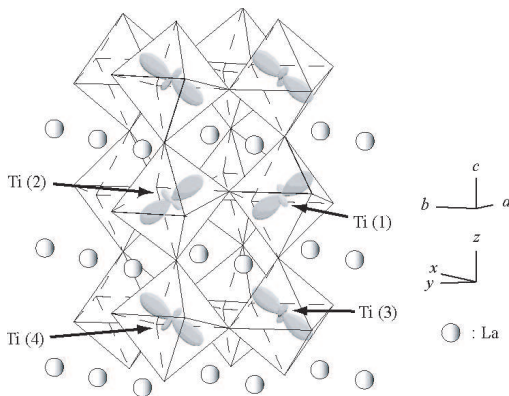


FIG. 3: Orbital states expected by the $1/\sqrt{3}(d_{xy} + d_{yz} + d_{zx})$ -like orbital ordering model in LaTiO_3 . The detailed representation of the wave function for Ti $3d$ electrons is described in the text.

rameters. It is important that ν_Q is led from the electron quadrupole moment with the reasonable parameters. The present wave functions and parameters give $q_{zz'} = -5.77$, ${}^{49}\nu_Q = 3.2$ MHz, and $\eta = 0.49$. The reduction of r_{mag} and r_{el} from 1 partly originates from the hybridization between Ti $3d$ and O $2p$ orbitals, although the values of 0.57 for r_{mag} and r_{el} appear rather small. It might be affected by the shielding effect of core electrons which can modulate the EFG from on-site d electrons by 10–20 % [18]. Possibly orbital fluctuation might also contribute the reduction. The orbital magnetic moment $\mu_B \mathbf{L}$ is estimated as $0.11 \mu_B$, which may be overestimated by the underestimation of r_{mag} . If we vary A_{iso} between -80 and -120 kOe/ μ_B , estimated $\mu_B \mathbf{L}$ ranges from 0.05 to $0.15 \mu_B$. In order to be more accurate at the estimation of r_{mag} and r_{el} , more detailed analyses such as TiO_6 cluster model calculations will be needed.

Some other approaches are taken to explain the magnetism of LaTiO_3 such as a strong spin-orbit interaction [14, 21]. The degeneracy of $\tilde{j} = 3/2$ quadruplet is lifted to two doublets by trigonal crystalline distortion. The resultant ground states show magnetic moment through hybridization with $\tilde{j} = 1/2$. Now we consider in the ground doublet a state which reproduces the observed magnetic moment of $0.46 \mu_B$ parallel to the a -axis. This state exhibits an anisotropic orbital shape elongated in the (1,1,1)-direction with $q_{zz'} \sim -5.0$, which is comparable with the orbital ordering model [12, 13], while it gives rather large orbital moment $\sim 0.44 \mu_B$. Based on this type of orbital state, the orbital magnetic moment would be expected to take $0.05 \sim 0.2 \mu_B$ from Eqs. (12) and (13) in the conceivable range of hyperfine coupling parameters r_{mag} and κ . This fact seems to suggest that the effect of the trigonal crystalline distortion is rather large compared with the SO interaction as is

pointed out by Cwik *et al.* [13], and that some part of the reduced magnetic moment should be ascribed to other reasons. Mochizuki and Imada have accounted for the reduction by the itinerancy of the t_{2g} electrons, i.e., the double occupation of up and down spin electrons in the t_{2g} state [12]. It seems to support this account that the increase of oxygen content gradually decreases the ordered moment and finally leads to a Pauli paramagnetic state.

In summary, we analyzed the ${}^{47,49}\text{Ti}$ NMR spectra of LaTiO_3 . The NMR technique can evaluate the electron quadrupole moment \mathbf{q} , i.e., the order parameter of orbital ordering, quantitatively. The NMR spectra show that the electron quadrupole moment is rather large. It is supposed that LaTiO_3 takes an orbital ordering state represented approximately as $1/\sqrt{3}(d_{xy} + d_{yz} + d_{zx})$.

This work was supported by the Yamada Science Foundation and a Grant-in-Aid for Scientific Research from the Ministry of Education, Culture, Sports, Science and Technology of Japan.

-
- [1] Y. Tokura and N. Nagaosa, *Science* **288**, 462 (2000).
 - [2] B. Keimer *et al.*, *Phys. Rev. Lett.* **85**, 3946 (2000).
 - [3] G. Khaliullin and S. Maekawa, *Phys. Rev. Lett.* **85**, 3950 (2000).
 - [4] K. Kikoin, O. Entin-Wohlman, V. Fleurov, and A. Aharony, *Phys. Rev.* **B 67**, 214418 (2003).
 - [5] G. Khaliullin and S. Okamoto, *Phys. Rev. Lett.* **89**, 167201 (2002).
 - [6] C. Ulrich *et al.*, *Phys. Rev. Lett.* **89**, 167202 (2002).
 - [7] T. Mizokawa and A. Fujimori, *Phys. Rev.* **B 54**, 5368 (1996).
 - [8] H. Sawada and K. Terakura, *Phys. Rev.* **B 58**, 6831 (1998).
 - [9] J. Akimitsu *et al.*, *J. Phys. Soc. Jpn.* **70**, 3475 (2001).
 - [10] M. Itoh, M. Tsuchiya, H. Tanaka, and K. Motoya, *J. Phys. Soc. Jpn.* **68**, 2783 (1999); M. Itoh and M. Tsuchiya, *J. Magn. Magn. Mater.* **226-230**, 874 (2001).
 - [11] H. Nakao *et al.*, *Phys. Rev.* **B 66**, 184419 (2002).
 - [12] M. Mochizuki and M. Imada, *J. Phys. Soc. Jpn.* **70**, 2872 (2001); M. Mochizuki and M. Imada, *cond-mat/0301049*.
 - [13] M. Cwik *et al.*, *Phys. Rev.* **B 68**, 060401 (2003).
 - [14] J. Hemberger *et al.*, *Phys. Rev. Lett.* **91**, 066403 (2003).
 - [15] G. I. Meijer *et al.*, *Phys. Rev.* **B 59**, 11832 (1999).
 - [16] *Metallic Shifts in NMR*, edited by G. C. Cater, L. H. Bennet, and D. K. Kahan (Pergamon, New York, 1977).
 - [17] Y. Furukawa *et al.*, *Phys. Rev.* **B 59**, 10550 (1999).
 - [18] A. Abragam and F. Bleby, *Electron Paramagnetic Resonance of Transition Ions* (Clarendon Press, Oxford, 1970).
 - [19] D. Padro, A. P. Howes, M. E. Smith, and R. Dupree, *Solid State NMR* **15**, 231 (2000).
 - [20] T. J. Bastow, M. A. Gibson, and C. T. Forwood, *Solid State NMR* **12**, 201 (1998); T. J. Bastow and H. J. Whitfield, *Solid State Commun.* **117**, 483 (2001).
 - [21] V. Fritsch *et al.*, *Phys. Rev.* **B 65**, 212405 (2002).