

Evolution of Josephson current in a Bose-Einstein condensate in one and three dimensions

Sadhan K. Adhikari

Instituto de Física Teórica, Universidade Estadual Paulista, 01.405-900 São Paulo, São Paulo, Brazil

(Dated: May 22, 2019)

Using the mean-field Gross-Pitaevskii equation we study the evolution of Josephson oscillation in a repulsive Bose-Einstein condensate in a double-well potential in one and three dimensions initiated by a sudden displacement of the trapping potential. The neutral Josephson current begins for a displacement above a critical value. For a larger displacement below a second critical value Josephson tunneling is accompanied by a reflected matter wave at the tunneling barrier. For displacements beyond the second critical value and below a third critical value one has a pure Josephson current without reflection and finally, for displacements beyond the third critical value there is a disruption of the Josephson current. We suggest experiments to observe this peculiar Josephson current for the double-well potential. We also perform a similar study for a periodic optical-lattice potential which reproduces the essentials of the experiment by Cataliotti *et al.* [Science **293**, 843 (2001)].

PACS numbers: 03.75.Lm, 03.75.Kk, 03.75.-b

I. INTRODUCTION

The experimental loading of a cigar-shaped repulsive Bose-Einstein condensate (BEC) in both one- [1, 2, 3, 4, 5, 6] and three-dimensional [7] periodic optical-lattice potentials and more recently in double-well potentials [8] has allowed to perform many novel experiments which challenge theoretical models. The optical-lattice potential generated by a standing-wave laser field has been used in the study of matter-wave interference [1], of squeezed states [3], of oscillating neutral atomic current in a one dimensional array of Josephson junctions [4, 5, 9], of Bloch oscillation and Landau Zener tunneling [6], of superfluid-insulator classical [5, 10] and quantum [7] phase transitions, and in the generation of matter-wave bright soliton [11]. Of these the study on Josephson current via quantum tunneling [4, 5, 9] is of special interest not only in BEC but also in basic quantum mechanics.

Although, because of experimental convenience the first signature of oscillating Josephson current [4] in BEC was in an optical-lattice trap, it would be of great interest to investigate Josephson current in a much simpler context, e. g., in a symmetric double-well potential in view of the recent experimental [8] and theoretical [12] studies of a BEC in this potential. In this paper we undertake this task. We make a careful study of this problem in double-well and optical-lattice potentials in one and three dimensions. The trapping potential in three dimensions is taken to possess axial symmetry.

Josephson current is generated by quantum tunneling of atoms through a barrier. The strength of the barrier is typically larger than the energy of the system by about one to two orders of magnitude. It is the coherent atoms of the condensate which experience this miraculous flow through the high barriers, which is a manifestation of superfluidity. All superfluids are necessarily condensates, but all condensates may not be superfluids. The fact that Josephson oscillation is inherently related to the su-

perfluidity of the condensate makes this study of great general interest [4, 7].

Cataliotti *et al.* [4] prepared a BEC on a joint axially-symmetric harmonic plus an optical-lattice trap. Upon displacing the harmonic trap along the optical lattice, the BEC was found to execute Josephson oscillation by quantum tunneling through the optical-lattice barriers. In a later experiment they [5] found that for a larger displacement of the harmonic trap the Josephson oscillation is disrupted. Their measurement of the Josephson oscillation was rather indirect. The traps on the BEC executing Josephson oscillation was suddenly removed and the expanding condensate was allowed to form an interference pattern with three peaks which was detected experimentally. There have been several theoretical studies of the formation of this interference pattern in one and three dimensions [13]. The information about Josephson oscillation before expansion was obtained by extrapolating interference peaks backwards in time. They adopted the indirect procedure as the expansion of the BEC upon release from the traps facilitates the observation. However, this is not quite necessary in numerical simulation, where one can directly identify the Josephson oscillation and its disruption without resorting to an expansion. Here we investigate Josephson oscillation directly via space-time evolution of matter-wave probability density calculated using the mean-field Gross-Pitaevskii (GP) equation [14]. Such a direct numerical study of Josephson current involves less CPU time and memory and is found to be more precise and accurate than that based on an expansion. A preliminary theoretical study on this topic was based on an expansion of the BEC as in the experiment [9].

First, we investigate the Josephson oscillation and its disruption in a one-dimensional double-well and periodic optical-lattice potentials and then extend the essentials of our studies to three dimensions. We compare the present results on the three-dimensional optical-lattice potential with experiments [4, 5] as well as with previous theoret-

ical results [4, 9]. The present frequencies of Josephson oscillation are in good agreement with the experiment by Cataliotti *et al.* [4].

The Josephson oscillating current was predicted in relation to tunneling of charged fermionic electron current in superconducting junctions. The Josephson current in BEC refers to tunneling of neutral bosonic atoms. The present study of Josephson current in a one-dimensional double-well potential reveals several new and interesting features. The Josephson oscillation in BEC is initiated by a displacement of the trap which results in a difference in potential energy which starts the quantum oscillation leading to an alternating neutral atomic current.

For the double-well potential in one and three dimensions for trap displacements (and applied potential) below a critical value there is 100% reflection of the incident matter-wave BEC on the tunneling barrier and there is no Josephson current. For trap displacements above this first critical value and below a second critical value, there is a combination of reflection and transmission of the incident matter-wave BEC at the tunneling barrier and a Josephson current starts. For trap displacements above the second critical value and below a third one, there is 100% transmission of the incident matter-wave BEC through the tunneling barrier and the Josephson current continues. Finally, for trap displacements above the third critical value, there is a complete disruption of the oscillating Josephson current. For the optical-lattice potential no reflected matter wave is generated so that the Josephson current is formed of only a transmitted wave. However, for a large displacement of the trap there is a disruption of Josephson current as in the case of a double-well potential.

We present the working models in Sec. II, and numerical results in one and three dimensions in Secs. III and IV, respectively. A discussion on the present study is presented in Sec. V and finally, a summary and conclusion in Sec. VI.

II. MEAN-FIELD GROSS-PITAEVSKII EQUATION

A. Three-dimensional Model

The time-dependent BEC wave function $\Psi(\mathbf{r}; \tau)$ at position \mathbf{r} and time τ is described by the following mean-field nonlinear Gross-Pitaevskii equation [14]

$$\left[-i\hbar \frac{\partial}{\partial \tau} - \frac{\hbar^2 \nabla^2}{2m} + V(\mathbf{r}) + \mathcal{G}N|\Psi(\mathbf{r}; \tau)|^2 \right] \Psi(\mathbf{r}; \tau) = 0, \quad (1)$$

where m is the mass, N the number of atoms, $\mathcal{G} = 4\pi\hbar^2 a/m$ the strength of interaction, with a the scattering length. In the presence of the combined trap $V(\mathbf{r}) = \frac{1}{2}m\omega^2(\rho^2 + \nu^2 y^2) + V_{\text{aux}}$ where ω is the angular frequency of the harmonic trap in the radial direction ρ , $\nu\omega$ that in the axial direction y , and V_{aux} is

an auxiliary potential which will be taken to simulate an optical-lattice or double-well potential. We shall consider a Gaussian profile for V_{aux} which together with the harmonic potential will simulate a double-well potential. The axially-symmetric wave function can be written as $\Psi(\mathbf{r}, \tau) = \psi(\rho, y, \tau)$, where $0 \leq \rho < \infty$ and $-\infty < y < \infty$. Transforming to dimensionless variables $\hat{\rho} = \sqrt{2}\rho/l$, $\hat{y} = \sqrt{2}y/l$, $t = \tau\omega$, $l \equiv \sqrt{\hbar/(m\omega)}$, and $\varphi(\hat{\rho}, \hat{y}; t) \equiv \hat{\rho}\sqrt{l^3/\sqrt{8}}\psi(\rho, y; \tau)$, Eq. (1) becomes [14]

$$\left[-i \frac{\partial}{\partial t} - \frac{\partial^2}{\partial \hat{\rho}^2} + \frac{1}{\hat{\rho}} \frac{\partial}{\partial \hat{\rho}} - \frac{\partial^2}{\partial \hat{y}^2} + \frac{1}{4} (\hat{\rho}^2 + \nu^2 \hat{y}^2) + \frac{V_{\text{aux}}}{\hbar\omega} - \frac{1}{\hat{\rho}^2} + 8\sqrt{2}\pi n \left| \frac{\varphi(\hat{\rho}, \hat{y}; t)}{\hat{\rho}} \right|^2 \right] \varphi(\hat{\rho}, \hat{y}; t) = 0, \quad (2)$$

where $n = Na/l$. In terms of probability $P(y, t) \equiv 2\pi \int_0^\infty d\hat{\rho} |\varphi(\hat{\rho}, \hat{y}, t)|^2 / \hat{\rho}$, the normalization of the wave function is $\int_{-\infty}^\infty d\hat{y} P(y, t) = 1$. The probability $P(y, t)$ is useful in the study of Josephson current.

In the experiments of Cataliotti *et al.* [4, 5] with repulsive ^{87}Rb atoms, the axial and radial trap frequencies were $\nu\omega = 2\pi \times 9$ Hz and $\omega = 2\pi \times 92$ Hz, respectively. The optical potential created with the standing-wave laser field of wave length $\lambda = 795$ nm is given by $V_{\text{opt}} = V_0 E_R \cos^2(\kappa_L y)$, with $E_R = \hbar^2 \kappa_L^2 / (2m)$, $\kappa_L = 2\pi/\lambda$ and $V_0 (< 12)$ the strength. In terms of the dimensionless laser wave length $\lambda_0 = \sqrt{2}\lambda/l \simeq 1$, $E_R/(\hbar\omega) = 4\pi^2/\lambda$. Hence, for an optical-lattice potential V_{aux} of Eq. (2) should be taken as

$$\frac{V_{\text{aux}}}{\hbar\omega} \equiv \frac{V_{\text{opt}}}{\hbar\omega} = V_0 \frac{4\pi^2}{\lambda_0^2} \cos^2\left(\frac{2\pi}{\lambda_0} \hat{y}\right) \quad (3)$$

To simulate a double-well potential V_{aux} is taken as

$$\frac{V_{\text{aux}}}{\hbar\omega} = V_0 e^{-\alpha(\hat{y} - \hat{y}_0)^2}, \quad (4)$$

where $y_0 = l\hat{y}_0/\sqrt{2}$ is the trap displacement. We shall use these two potentials in the present study of Josephson current.

B. One-dimensional Model

For a strongly anisotropic external potential $\nu \ll 1$, the collective BEC dynamics can be described by an equivalent one-dimensional model [15]. For such a cigar-shaped condensate in the dilute weak-coupling limit, the GP equation for the longitudinal profile of the normalized condensate wave function in the z direction takes the form

$$\left[-i\hbar \frac{\partial}{\partial \tau} - \frac{\hbar^2}{2m} \frac{\partial^2}{\partial z^2} + V(z) + \frac{N\mathcal{G}}{2\pi l_\perp^2} |\phi(z, \tau)|^2 \right] \phi(z, \tau) = 0, \quad (5)$$

where $l_\perp = \sqrt{\hbar/(m\nu\omega)}$. The basic potential in the axial direction is given by $V(z) = m\omega^2 \nu^2 z^2 / 2$. The normalization condition is given by $\int_{-\infty}^\infty dz |\phi(z, \tau)|^2 = 1$. Next,

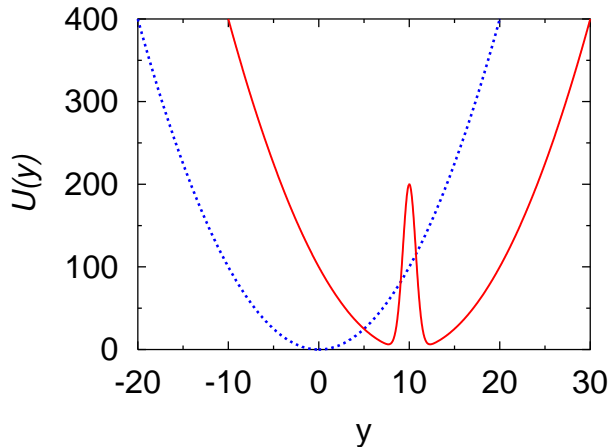


FIG. 1: The harmonic potential (7) (dotted line) and the double-well potential (8) (full line) for $V_0 = 200$, $y_0 = 10$ and $\alpha = 1$.

with the following transformation of variables $y = z/l_\perp$, $t = \tau\omega\nu/2$, and $\varphi(y, t) = \sqrt{l_\perp}\phi(z, \tau)$, Eq. (5) reduces to

$$\left[-i\frac{\partial}{\partial t} - \frac{\partial^2}{\partial y^2} + U(y) + n|\varphi(y, t)|^2\right]\varphi(y, t) = 0, \quad (6)$$

with the potential

$$U(y) = y^2, \quad (7)$$

nonlinearity $n = 4Na/l_\perp$ and normalization $\int_{-\infty}^{\infty} dy P(y, t) = 1$ where $P(y, t) = |\varphi(y, t)|^2$.

Equation (6) describes a one-dimensional condensate in a harmonic potential. One can have a double well by replacing the potential (7) by

$$U(y) = (y - y_0)^2 + V_0 e^{-\alpha(y - y_0)^2}, \quad (8)$$

where the parameter α determines the width of the double well centered at $y = y_0$. Similarly, an optical-lattice potential is represented by

$$U(y) = (y - y_0)^2 + V_0 \cos^2(\alpha y), \quad (9)$$

where now the parameter α determines the spacing of the optical-lattice sites. The parameter V_0 determines the strength of the double-well or optical-lattice potential.

A direct numerical study of Josephson oscillation based on the three-dimensional GP equation (2) as performed in Ref. [9], although viable, is by no means an easy numerical task. This involves large CPU time and computer memory. However, the one-dimensional reduction of the three-dimensional model makes the numerical study a routine one and we shall first use this one-dimensional model for a systematic study of the Josephson oscillation before extending the same in three dimensions for a BEC trapped in a double-well [8] or optical-lattice potential as in the experiment by Cataliotti *et al.* [4]. In both one and three dimensions the GP equation is solved by the Crank-Nicolson method [16].

III. NUMERICAL RESULTS IN ONE DIMENSION

To study the Josephson current in one dimension we prepare a BEC in the ground state in the harmonic trap (7) with a certain nonlinearity $n = 2.5$. Then the trapping potential is suddenly changed to the double-well (8) or the optical-lattice potential (9) at time $t = 0$. For nonlinearity $n = 0$ the normalized ground-state wave function in the harmonic trap (7) is $e^{-y^2/2}/\pi^{0.25}$ with energy 1. This energy is much smaller than the typical height V_0 of the barrier in the double-well or optical-lattice potential. Hence, as such a ground state at $y = 0$ is subject to the double-well (8) or optical-lattice potential (9), any motion of the condensate past the center $y = y_0$ of the displaced trap can only proceed via quantum tunneling. The same holds for the small nonlinearity $n = 2.5$ considered in this paper.

A. Double-well barrier

Here we consider Josephson current in the double-well potential. The harmonic potential (7) and the double-well potential (8) are plotted in Fig. 1 for $V_0 = 200$, $y_0 = 10$ and $\alpha = 1$. The Josephson current is directly studied via a contour plot of the probability $P(y, t)$ versus y and t in the following. The scenario of Josephson oscillation is shown in Figs. 2 for the double-well potential (8) with $V_0 = 100$, $\alpha = 1$, and $y_0 =$ (a) 5, (b) 10, (c) 15, (d) 20, (e) 25, and (f) 30. For a small y_0 there is no tunneling and the matter wave gets reflected at the double-well barrier repeatedly at a frustrated attempt to execute Josephson tunneling as shown in Fig. 2 (a) for $y_0 = 5$. With an increase in y_0 there is some tunneling through the double-well barrier together with a reflected matter wave and a Josephson current begins as shown in Fig. 2 (b) for $y_0 = 10$. With further increase in y_0 the reflected wave at the barrier disappears and there is Josephson oscillation with perfect tunneling and no reflection at the double-well barrier as shown in Fig. 2 (c) for $y_0 = 15$. For y_0 around 20 the pure Josephson current is suddenly disrupted and there is no clear oscillatory motion as shown in Fig. 2 (d). For $y_0 > 20$ there is no Josephson tunneling current and the condensate executes some oscillation around its initial position without ever crossing the barrier as can be seen in Figs. 2 (e) and 2 (f).

The general scenario shown in Figs. 2 seems to be valid for most double-well potentials. However, the critical values of y_0 for which a transmitted wave first appears ($y_0 = y_{c1}$) as in Fig. 2 (b), or a reflected wave just disappears ($y_0 = y_{c2}$) as in Fig. 2 (c) depend on the probability of transmission through the double-well barrier. The probability of transmission is increased by reducing V_0 or increasing α in Eq. (8). We made a complete study in this direction by varying V_0 for a fixed $\alpha = 1$. For a large $V_0 (> 400)$ there is no tunneling through the barrier for

any y_0 and a scenario of complete reflection at the barrier as in Fig. 2 (a) emerges for all $y_0 < 20$. However, there appears oscillation of smaller amplitude as in Figs. 2 (e) and (f) for all V_0 and $y_0 > 20$. The critical values of y_0 at which a transmitted wave just appears or a reflected wave disappears increase as V_0 increases (or α decreases) and vice versa. For example, for a much smaller V_0 there could be 100% transmitted wave without any reflected counterpart for all y_0 up to 20.

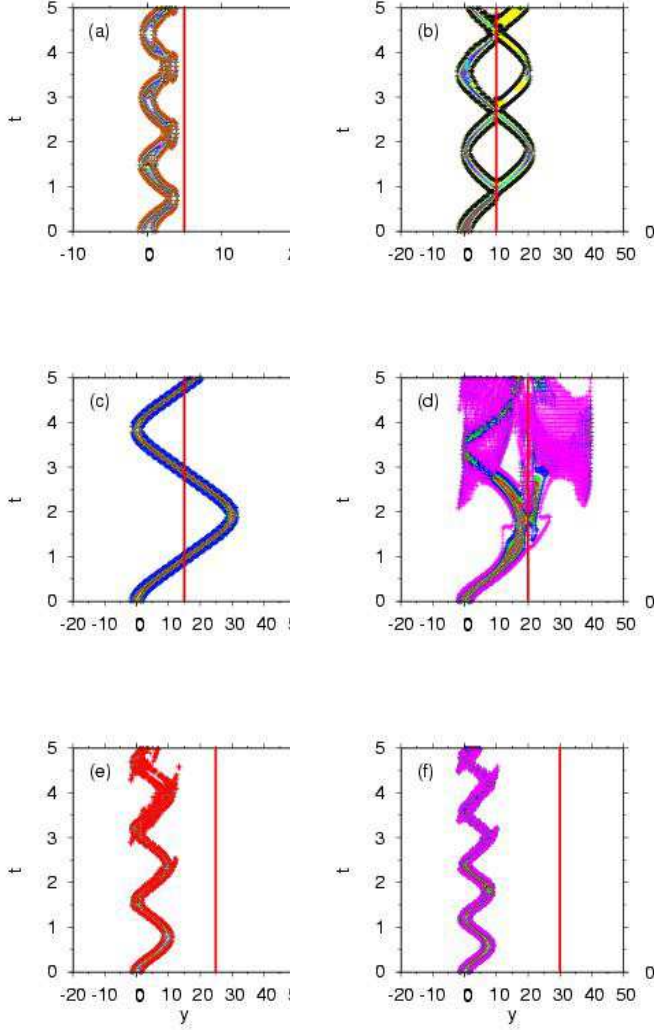


FIG. 2: Contour plot of probability $P(y, t)$ versus y and t for oscillation in the displaced double well (8) with $V_0 = 100$, $\alpha = 1$, and $y_0 =$ (a) 5, (b) 10, (c) 15, (d) 20, (e) 25, and (f) 30. The position of the quantum barrier at y_0 is shown by the full line.

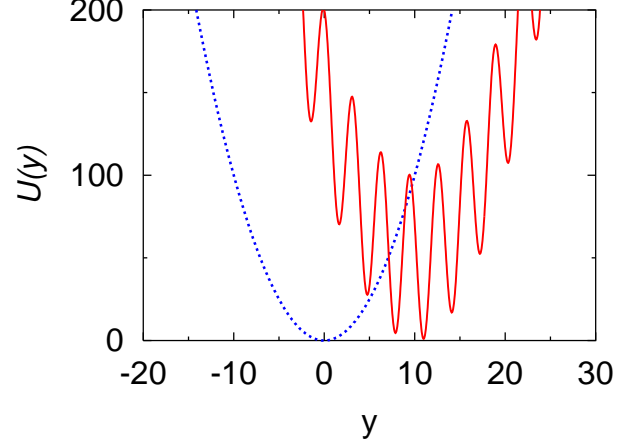


FIG. 3: The harmonic potential (7) (dotted line) and the optical-lattice potential (9) (full line) for $V_0 = 100$, $y_0 = 10$ and $\alpha = 1$.

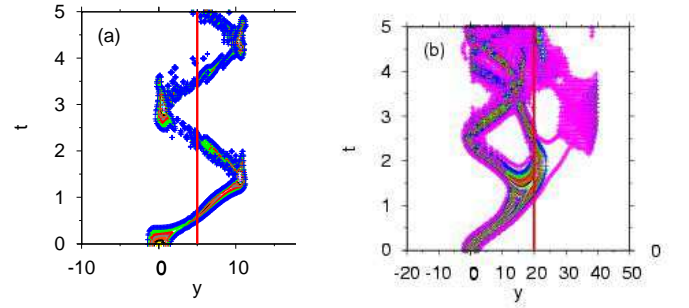


FIG. 4: Contour plot of probability $P(y, t)$ versus y and t for oscillation in the displaced optical-lattice potential (9) with $V_0 = 20$, $\alpha = 1$, and $y_0 =$ (a) 5, and (b) 20. The position of the quantum barrier at y_0 is shown by the full line.

B. Optical-Lattice Barrier

Next we consider Josephson current in one dimension across the periodic optical-lattice potential (9). The trapping potential on the stable ground state BEC in potential (7) for $n = 2.5$ is suddenly changed to the periodic potential (9) at $t = 0$. These two potentials are plotted in Fig. 3 for $V_0 = 100$, $y_0 = 10$ and $\alpha = 1$. In this case pure Josephson oscillation is possible, as in Fig. 2 (c) without any reflection at the barrier, for $V_0 < 30$ and $\alpha = 1$. For larger V_0 there could be transmission through the optical potential barriers without a clear periodic Josephson oscillation with a definite frequency. In Figs. 4 we show a contour plot of $P(y, t)$ versus y and t to illustrate this for $V_0 = 20$ and $\alpha = 1$. For a small displacement $y_0 = 5$ of the trap a reasonably clean periodic Josephson oscillation via tunneling appears without reflection at the optical-

potential barriers as shown in Fig. 4 (a). This oscillation continues until about $y_0 \approx 20$ and there is a disruption of Josephson oscillation with a fixed frequency at $y_0 \approx 20$ as can be seen in Fig. 4 (b). For larger displacements $y_0 (> 20)$ there is localized oscillation with small amplitude as in Figs. 2 (e) and (f).

If we compare Figs. 2 for a double-well with Figs. 4 for a periodic optical-lattice potential we find that for larger trap displacements the scenario in Figs. 2 (c) and (d) is similar to that in Figs. 4 (a) and (b). However, for smaller trap displacements there is no counterpart of Figs. 2 (a) and (b) in the case of the double-well potential. In the optical-lattice case there are more than one barrier for transmission and reflection and one never has a clean reflection in the case of optical-lattice potential at one barrier as in Figs. 2 (a) and (b).

IV. NUMERICAL RESULTS IN THREE DIMENSIONS

In this section we present a numerical study of Josephson current in a double-well and optical-lattice potentials in three dimensions. In both cases we use the parameters and constants of the experiment of Cataliotti *et al.* [4].

A. Double-Well Barrier

Although the first observation of Josephson current in BEC was in the periodic optical-lattice barriers [4], after the recent realization of a BEC in a double-well potential [8] the observation of Josephson current in a BEC trapped in a double-well potential is just a matter of time. Here we consider the double-well potential in three dimensions and find that the scenario of Figs. 2 is reestablished. For a small displacement y_0 of the trap there is total reflection at the double-well barrier with no Josephson current. For a larger y_0 there is both reflection and transmission at the barrier and the Josephson current starts. With further increase in y_0 there appears a pure Josephson current with no reflection at the barrier. Finally, there is a disruption of Josephson current for a larger y_0 . We illustrate these features for the double-well potential (4) with $V_0 = 20$, and $\alpha = 10$. For a small y_0 there is total reflection of BEC matter wave at the barrier and there is no Josephson current as shown in Fig. 5 (a) for $y_0 = 24 \mu\text{m}$. For $y_0 = 72 \mu\text{m}$, there is transmission of matter wave accompanied by reflection and the Josephson current starts as shown in Fig. 5 (b). With the increase of y_0 the reflected part of the matter wave at the barrier is reduced. For $y_0 = 120 \mu\text{m}$, there is no reflection and one has full transmission of BEC matter wave in Fig. 5 (c). Finally, in Fig. 5 (d) for $y_0 = 400 \mu\text{m}$ there is a total disruption of Josephson current. However, there is some oscillation of matter wave around its initial position without any tunneling through the barrier at $y_0 = 400 \mu\text{m}$. Similar oscillation was also noted

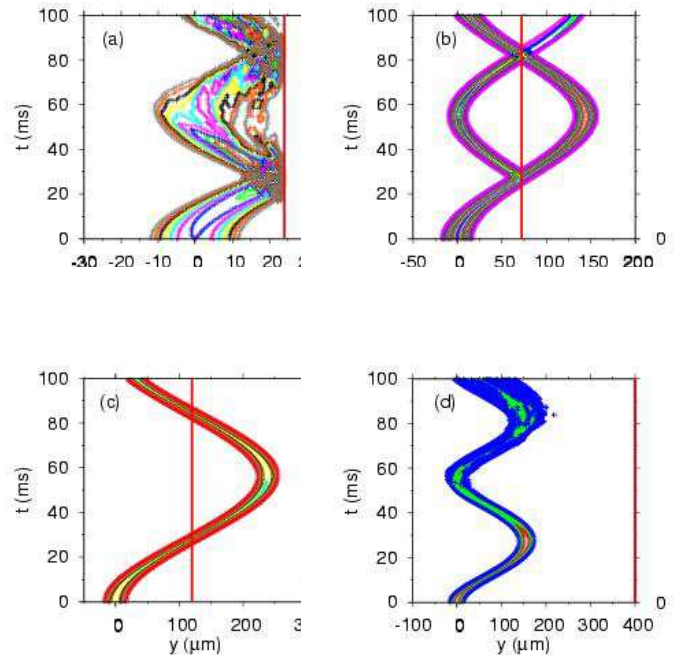


FIG. 5: Contour plot of one dimensional probability $P(y, t)$ versus y and t for oscillation in the displaced double-well potential (4) in three dimensions with $V_0 = 20$, $\alpha = 10$ for trap displacement $y_0 =$ (a) $24 \mu\text{m}$, (b) $72 \mu\text{m}$, (c) $120 \mu\text{m}$, and (d) $400 \mu\text{m}$. The position of the quantum barrier at y_0 is shown by the full line.

in one dimension in Figs. 2 (e) and (f).

Needless to point out that the scenario of Figs. 2 (a), (b), (c), and (e) is quite similar to that of Figs. 5 (a), (b), (c), and (d). Hence the one dimensional model can simulate well many features of three-dimensional dynamics and the physical scenario reported with the one-dimensional model should remain valid in actual experimental conditions.

B. Optical-Lattice Barrier

Next we consider neutral atomic Josephson current in actual experimental conditions of Cataliotti *et al.* [4] with an optical-lattice potential along the axial direction of a harmonic trap. The Josephson oscillation is generated by displacing the harmonic trap suddenly by $30 \mu\text{m}$ along the axial direction for different strengths V_0 of the optical-lattice potential (3). Without resorting to an expansion and backward extrapolation in time as in the experiment [4] and in a previous simulation [9], the Josephson current is directly studied here from a contour plot of $P(y, t)$ versus y and t after the displacement of the harmonic trap through $30 \mu\text{m}$. The resultant plots are shown

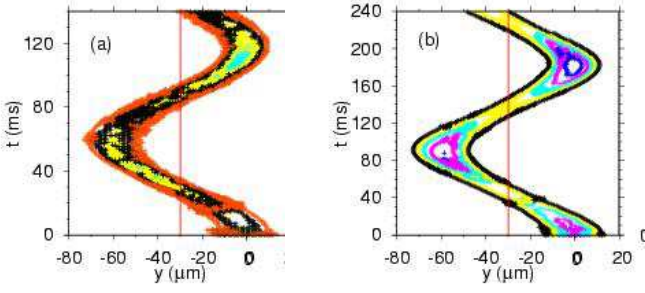


FIG. 6: Contour plot of one dimensional probability $P(y, t)$ versus y and t for oscillation in the displaced optical-lattice potential (3) in three dimensions with (a) $V_0 = 2$, and (b) $V_0 = 6$. The position of the quantum barrier at $y_0 = -30 \mu\text{m}$ is shown by the full line.

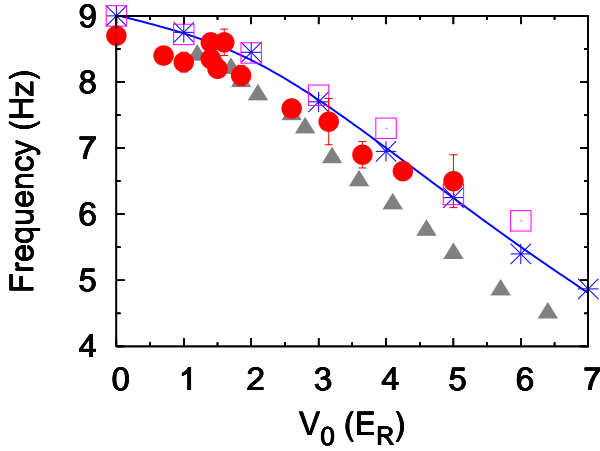


FIG. 7: Josephson frequency versus V_0 : solid circle with error bar - experiment [4]; solid triangle - tight-binding approximation [4]; square - indirect result after expansion [9]; star with full line to guide the vision - present direct result.

in Figs. 6 (a) and (b) for optical-lattice strengths $V_0 = 2$ and 6, respectively. A perfect Josephson periodic current results from numerical simulation, as reported in Figs. 6, from which the Josephson frequency can be precisely obtained. By making simulation for various V_0 we obtained the respective Josephson frequencies of oscillation which are plotted in Fig. 7 and compared with experiment and a previous calculation [9] based on a backward extrapolation in time of the interference pattern formed upon free expansion. We also compare these results with those calculated by tight-binding approximation [4]. The three-dimensional results of Ref. [9] and those obtained directly here are in agreement with each other as well as with experiment. The present direct results fit a smooth curve and hence seem to be more accurate than the extrapolated results. The results for the tight-binding approximation are slightly different from the present re-

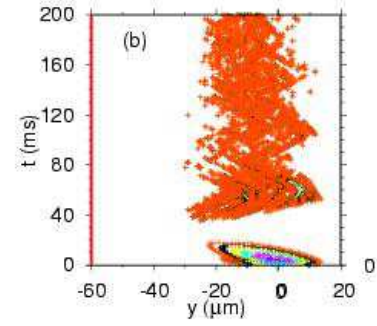
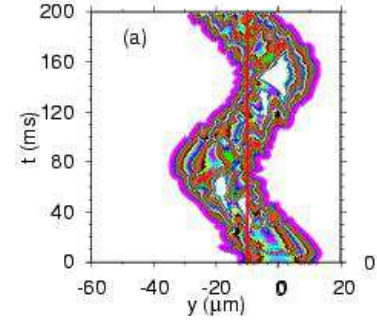


FIG. 8: Contour plot of one dimensional probability $P(y, t)$ versus y and t for motion in the displaced optical-lattice potential (3) in three dimensions with $V_0 = 5$ for trap displacements (a) $y_0 = 10 \mu\text{m}$, and (b) $y_0 = 60 \mu\text{m}$.

sults. Although, the tight-binding approximation leads to reasonable results, for a more precise account of the Josephson frequencies the full three-dimensional model should be applied.

We also studied the disruption of Josephson current for a large displacement of the harmonic trap as in the experiment [5]. We further investigated the nature of oscillation for a small displacement of the trap. Even for a small displacement we note a pure Josephson oscillation in our simulation. These behaviors are reported in Figs. 8 where we show a contour plot of $P(y, t)$ for $V_0 = 5$ for trap displacements of (a) $10 \mu\text{m}$ and (b) $60 \mu\text{m}$. There is clean Josephson oscillation for a trap displacement of $10 \mu\text{m}$ and its disruption for a trap displacement of $60 \mu\text{m}$. The scenario in Figs. 8 in three dimensions is very similar to that reported in Figs. 4 in one dimension: there is Josephson oscillation for small trap displacement and its eventual disruption for a large trap displacement.

Whenever there is Josephson oscillation in three dimensions, its frequency for a fixed setup is determined by the value of the strength of the optical-lattice potential V_0 and is reasonably independent of the displacement

y_0 used to initiate the oscillation or of the nonlinearity n in the GP equation. For example, for $V_0 = 5$, in numerical simulation we could not find any difference in the frequencies in cases of $y_0 = 5 \mu\text{m}$, $10 \mu\text{m}$, and $30 \mu\text{m}$.

V. DISCUSSION

After this pioneering study of the evolution of Josephson current in three dimensions there are certain points worth emphasizing. The clear tracks of Josephson current in three-dimensional double-well and optical-lattice potentials presented in Figs. 5 and 6, respectively, suggest further theoretical and experimental studies. Specially, in the double-well potential the amplitude of Josephson sinusoidal oscillation could be large – few hundred microns. In the case of the optical-lattice potential in three dimensions the amplitudes of oscillation are much smaller and there is disruption of Josephson current for amplitude of oscillation greater than 100 microns [5]. The Josephson current is destroyed in the case of optical-lattice potential for larger trap displacements due to matter-wave interaction with multiple barriers in the optical lattice. Sharply focussed sinusoidal oscillation with large amplitude favors experimental study of Josephson current in a double-well potential. In view of the present realization of BEC in a double-well potential [8], such a study is within the present-day possibility.

In this paper we have studied Josephson tunneling current based on a direct calculation of probability profile $P(y, t)$ rather than resorting to an expansion as in the experiment [4, 5] and in a previous theoretical study [9]. The previous study relied on the formation of an interference pattern upon expansion due to the phase coherence in the oscillating BEC. Although that indirect (expansion) procedure might identify phase coherence in the BEC and find the Josephson frequency by extrapolating backward in time, it is not capable of noting the detailed features of Josephson oscillation studied in this paper. For example, the indirect method is not suitable for identifying the reflected matter wave in the Josephson current as predicted in this paper. Also, the formation of interference pattern upon expansion only guarantees the phase coherence in the original matter wave. The mere existence of the above interference pattern may not necessarily imply a Josephson current. In order to conclude about a Josephson current a careful examination of the interference pattern is needed. Furthermore an absence of the interference pattern may not necessarily imply a complete absence of Josephson tunneling. Hence, the direct numerical approach considered in this paper to study the evolution of Josephson current seems to be simpler, and more appropriate and trustworthy than the indirect approach based on an expansion of the BEC [9].

In all cases studied in this paper in one and three dimensions Josephson tunneling current disappears for a small probability of transmission at the barrier. For a fixed width α of the barriers, Josephson tunneling cur-

rent is cut off completely for a sufficiently large strength V_0 of the barrier. If V_0 is reduced from such a large cut-off value, tunneling of matter wave through the barrier will begin. However, the Josephson current for these larger values of V_0 does not have a simple periodic behavior as reported in this study. The clear periodic behavior of the Josephson current starts with a further reduction in V_0 . All the studies reported in this paper refer to a domain of values of V_0 where a clean periodic Josephson oscillation appears.

In this paper we have studied the evolution of Josephson current initiated by a sudden displacement of the trap. Such a trap displacement is not the only way to start a tunneling Josephson current. There could be many other ways of doing the same. For example, one can use an asymmetric double-well potential with an energy difference between the two pits. The general features of the evolution of Josephson current are expected to remain valid in these other contexts, although a careful study of these cases could reveal the actual truth.

VI. SUMMARY

In this paper we have presented a numerical study of the evolution of Josephson current in an optical-lattice and double-well potentials initiated by a sudden displacement of the trap using the mean-field Gross-Pitaevskii equation. We solve the Gross-Pitaevskii equation using the Crank-Nicolson method and investigate the evolution of Josephson current directly from a consideration of the one-dimensional density profile of the matter wave. We perform our study in both one and three dimensions. The scenarios of the evolution of the Josephson current in one and three dimensions with a variation of the trap displacement are similar. A novel evolution of the Josephson current is found in the case of the double-well potential. The tunneling current is not allowed for small trap displacements. With the increase of trap displacement then one has a tunneling oscillating current accompanied by a reflected matter wave current. Then the reflected current disappears and one has a pure tunneling current. With further increase in trap displacement one has a disruption of Josephson current. This peculiar Josephson current of large amplitude is worthy of experimental as well as further theoretical exploration. In the case of the optical-lattice potential there is no clear reflected matter wave and one either has a pure tunneling Josephson current or its disruption as observed experimentally [4]. The variation of Josephson frequencies with the strength of the optical-lattice barrier as obtained in present study is found to be in good quantitative agreement with experiment.

Acknowledgments

We thank Dr. Chiara Fort for helpful correspondences on experiments [4, 5]. The work was supported in part

by the Conselho de Desenvolvimento Científico e Tecnológico (CNPq) of Brazil.

-
- [1] B. P. Anderson and M. A. Kasevich, *Science* **282**, 1686 (1998); O. Morsch, M. Cristiani, J. H. Müller, D. Ciampini, and E. Arimondo, *Phys. Rev. A* **66**, 021601 (2002).
 - [2] J. H. Denschlag, J. E. Simsarian, H. Haffner, C. McKenzie, A. Browaeys, D. Cho, K. Helmerson, S. L. Rolston, and W. D. Phillips, *J. Phys. B* **35**, 3095 (2002).
 - [3] C. Orzel, A. K. Tuchman, M. L. Fenselau, M. Yasuda, and M. Kasevich, *Science* **291**, 2386 (2001).
 - [4] F. S. Cataliotti, S. Burger, C. Fort, P. Maddaloni, F. Minardi, A. Trombettoni, A. Smerzi, and M. Inguscio, *Science* **293**, 843 (2001).
 - [5] F. S. Cataliotti, L. Fallani, F. Ferlaino, C. Fort, P. Maddaloni, and M. Inguscio, *New J. Phys.* **5**, 71.1 (2003).
 - [6] O. Morsch, J. H. Müller, M. Cristiani, D. Ciampini, and E. Arimondo, *Phys. Rev. Lett.* **87**, 140402 (2001).
 - [7] M. Greiner, O. Mandel, T. Esslinger, T. W. Hänsch, and I. Bloch, *Nature (London)* **415**, 39 (2002).
 - [8] T. G. Tiecke, M. Kemmann, C. Buggle, I. Shvarchuck, W. von Klitzing, and J.T.M. Walraven, *J. Opt. B* **5**, S119 (2003); M. R. Andrews, C. G. Townsend, H.-J. Miesner, D. S. Durfee, D. M. Kurn, and W. Ketterle, *Science* **275**, 637 (1997); Y. Shin, M. Saba, T.A. Pasquini, W. Ketterle, D.E. Pritchard, and A.E. Leanhardt, preprint cond-mat/0306305.
 - [9] S. K. Adhikari, *Eur. Phys. J. D* **25**, 161 (2003).
 - [10] A. Smerzi, A. Trombettoni, P. G. Kevrekidis, and A. R. Bishop, *Phys. Rev. Lett.* **89**, 170402 (2002); S. K. Adhikari, *J. Phys. B* **36**, 2725 (2003); *Phys. Lett. A* **308**, 302 (2003).
 - [11] K. E. Strecker, G. B. Partridge, A. G. Truscott, R. G. Hulet, *Nature (London)* **417**, 150 (2002).
 - [12] E. A. Ostrovskaya, Y. S. Kivshar, M. Lisak, B. Hall, F. Cattani, and D. Anderson, *Phys. Rev. A* **61**, 031601(R) (2000); K. W. Mahmud, J. N. Kutz, and W. P. Reinhardt, *ibid.* **66**, 063607 (2002); R. D'Agosta and C. Presilla, *ibid.* **65**, 043609 (2002).
 - [13] S. K. Adhikari and P. Muruganandam, *Phys. Lett. A* **310**, 229 (2003); H. Xiong, S. Liu, G. Huang, and Z. Xu, *J. Phys. B* **35**, 4863 (2002); P. Pedri, L. Pitaevskii, S. Stringari, C. Fort, S. Burger, F. S. Cataliotti, P. Maddaloni, F. Minardi, and M. Inguscio, *Phys. Rev. Lett.* **87**, 220401 (2001); S. Burger, F. S. Cataliotti, C. Fort, F. Minardi, M. Inguscio, M. L. Chiofalo, and M. P. Tosi, *ibid.* **86**, 4447 (2001).
 - [14] F. Dalfovo, S. Giorgini, L. P. Pitaevskii, and S. Stringari, *Rev. Mod. Phys.* **71**, 463 (1999).
 - [15] L. Salasnich, A. Parola, and L. Reatto, *Phys. Rev. A* **66**, 043603 (2002).
 - [16] S. K. Adhikari and P. Muruganandam, *J. Phys. B* **35**, 2831 (2002); P. Murugananda and S. K. Adhikari, *ibid.* **36**, 2501 (2003).