

Charge shelving and bias spectroscopy for readout of a charge-qubit in the superposition basis.

Andrew D. Greentree,* A. R. Hamilton, and F. Green
*Centre for Quantum Computer Technology, School of Physics,
 The University of New South Wales, Sydney, NSW 2052, Australia.*
 (Dated: May 22, 2019)

Charge-based qubits have been proposed as fundamental elements for quantum computers. The most commonly proposed readout mechanism is the use of a highly sensitive electrometer, for example the single-electron transistor (SET). SETs should be able to distinguish between alternate charge states, but in general will not be sensitive enough to distinguish superposition states. Readout of the superposition basis is essential for tomography, and operating in the superposition basis may also lead to greatly enhanced coherence times. We propose introducing a third dot, and exploiting energy dependent tunnelling from the qubit into this dot (bias spectroscopy) to realize a pseudo-spin to charge conversion and readout in the superposition basis. We also introduce an adiabatic fast passage-style charge pumping technique which enables efficient and robust readout via charge shelving, avoiding problems due to finite SET measurement time.

PACS numbers: 03.67.Lx, 73.28.Hk, 73.21.La

The experimental observation, manipulation and utilization of *coherent* quantum mechanical properties in solid-state systems are key technological challenges for this century. The importance of incoherent quantum properties has been essential for the development of microelectronics and it is hoped that coherent quantum effects will spawn new technologies including, but not necessarily limited to, quantum computers [1].

There is, at present limited experimental experience in coherent solid state systems without optical interactions, mainly limited to superconducting qubits [2, 3, 4], and semiconductor 2D electron gas systems [5]. Although the successes of the superconducting work have been impressive, there is a strong impetus to develop coherent technologies that are compatible with the semiconductor industry, due to the mature manufacturing technology and potential scalability advantages [6, 7, 8]. Although a truly coherent qubit is yet to be realized in a semiconductor, incoherent precursors to qubits have already been fabricated, and the rapid progress to date suggests that coherence will be demonstrated soon.

Of particular interest are charge-based quantum computers [9], for example in Cooper-pair box arrangements [2, 10], and semiconductor systems [7, 8, 11], because of the relative ease of readout using high sensitivity electrometers. One such electrometer is the radio-frequency single-electron transistor (RF-SET) [12], which has already been shown to be compatible with quantum computing requirements [13]. The relative ease of coupling to a charge-based qubit is, however, also responsible for giving the qubit a short decoherence time, as the charge distribution of the qubit couples readily to the local electrostatic environment. By operating a charge qubit at the point of degeneracy, the natural basis will be the superposition states. These states should couple less strongly to the local electrostatic environment, so the decoher-

ence rate of a superposition basis qubit is expected to be much less than that for a position basis qubit. Although operating a charge qubit in the superposition basis is certainly possible, a natural readout mechanism has not been readily available. It is this issue that we address here.

Aside from the possibility of increased decoherence times, there are other advantages to superposition state readout. State tomography is necessary in order to properly characterize qubit operation. Tomography requires measurements in more than one basis, and therefore access to alternate bases is essential [14]. Another consideration is that for semiconductor charge-based qubits, the T_1 dephasing time may well be comparable to the required SET measurement times (compare the predictions in Refs. [8, 15] with the results presented by Buehler *et al.* [13]). The present scheme circumvents such problems by introducing a form of *charge-shelving* where the electronic signature is stored in a state, robust against T_1 and T_2 decay processes, and can remain there until measured by the SET. The effects of environmental dephasing are indistinguishable from the actual measurement process.

In this letter, we consider a coherent triple-dot, one-electron system, comprising a strongly-coupled qubit, and a weakly-coupled ‘probe’ dot. By controlling the energy of the third dot relative to the qubit, we realize a form of bias spectroscopy, highly reminiscent of the optical Autler-Townes (AT) experiment [16]. Such spectroscopy will be useful as a probe of the system dynamics, however in order to achieve a single-shot readout of the qubit state, we employ an adiabatic fast passage (AFP) [17] like process to perform superposition to position charge transfer. This constitutes the charge-shelving and is analogous to a scheme for adiabatic transport in a double-dot system by Brandes and Vorrath [18]. Although our scheme should be applicable to any three-

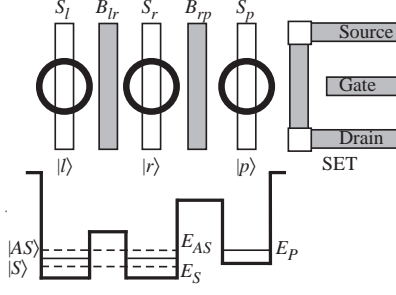


FIG. 1: (Top) configuration showing phosphorus donors and gate structure. There is one electron and an SET for readout. The qubit is defined by donors marked $|l\rangle$ and $|r\rangle$, the third donor, $|p\rangle$ (probe) provides the readout. The energies (E) of the states can be controlled with the gates marked S_l , S_r , and S_p , and the coherent tunnelling rates, Ω_{lr} and Ω_{rp} are controlled by barrier gates labelled B_{lr} and B_{rp} respectively. (Bottom) triple well diagram showing a possible configuration where $E_l = E_r$ so that symmetric $|S\rangle$ and antisymmetric $|AS\rangle$ states are equally separated from E_l . E_P has been tuned to E_{AS} so that tunnelling from $|AS\rangle$ to $|p\rangle$ occurs.

state, one electron system, for clarity we will focus on the phosphorus in silicon system of Hollenberg *et al.* [8]. We note that in general, electrometers will not be able to discriminate superposition states because the difference between charge distributions of the symmetric and anti-symmetric states is very small. However the pseudo-spin to charge transfer should produce a clearly detectable signature. Although our mechanisms are very different from those envisaged in the original Kane proposal, this measurement concept could be seen as analogous to the spin to charge transfer measurement procedure for spin based quantum computers [6].

The three-donor system is shown in Fig. 1, which shows three ionized phosphorus donors (open circles) sharing a single electron (not shown). The strongly coupled qubit is defined by the donors labelled l (left) and r (right). The weakly coupled probe is labelled p . We follow the gate notation used in Refs. [8, 11]. The energies of each single-electron state are controlled using shift gates (open rectangles), S , and the energies of these states are E_l , E_r , E_p . Tunnelling between states is controlled by barrier gates (grey rectangles), which control the barrier height and hence the coherent tunnelling rates. The barrier gate between donors l and r (r and p) is labelled B_{lr} (B_{rp}). There is assumed to be no tunnelling between l and p . An SET reads out the electron on p . The natural basis for the qubit will be the superposition basis, we write the symmetric (anti-symmetric) state as $|S\rangle = (1/\sqrt{2})(|l\rangle + |r\rangle)$ ($|AS\rangle = (1/\sqrt{2})(|l\rangle - |r\rangle)$).

In our scheme we vary E_p and monitor the population in p with the SET. We will see nonzero populations in p only when E_p is degenerate with either of the superposition states. Note that there will be no apprecia-

ble population in p when it is degenerate with either E_l or E_r because these do not correspond to eigenstates of the strongly-coupled system. Similar bias spectroscopy is seen in 2DEG systems [5]. In optical AT experiments, it is usual to monitor the response of a weak probe field, which is proportional to the coherence ρ_{rp} .

To analyze our system, we solve the density matrix equations of motion to give both transient and spectroscopic insight into the dynamics. This is similar to the approach in Ref. [19]. We express the coherent tunnelling rate (analogous to the Rabi frequency in optical experiments) as $\Omega_{\alpha\beta}$ where the B gate dependence is suppressed. This follows the spirit of Gurvitz's [20] treatment for the two coupled-dot system and that of Renzoni and Brandes [21] in a triple-well system. The Hamiltonian is

$$\mathcal{H} = \Delta_{rl}|r\rangle\langle r| + \Delta_{pl}|p\rangle\langle p| - \hbar\Omega_{lr}(|l\rangle\langle r| + |r\rangle\langle l|) - \hbar\Omega_{rp}(|r\rangle\langle p| + |p\rangle\langle r|).$$

where $\Delta_{\alpha l} = E_{\alpha} - E_l$. This Hamiltonian is identical to the well known three-level atom Hamiltonian in the rotating wave approximation from optics [22].

The density matrix equations of motion are written

$$\dot{\rho} = -\frac{i}{\hbar}[\mathcal{H}, \rho] + \mathcal{L}$$

where ρ is the density matrix and \mathcal{L} is an operator describing dephasing. The T_2 processes are modelled by introducing a dephasing rate Γ which is assumed to couple to all of the coherences, the T_1 processes are described by rates of incoherent population transfer [23]

$$\Gamma_{\alpha\beta} = \chi_{\alpha\beta}\Delta_{\alpha\beta}/[1 - \exp(\Delta_{\alpha\beta}/kT)]$$

where k is Boltzmann's constant, T is the temperature and $\chi_{\alpha\beta}$ is a rate related to the tunnelling probability between states α and β . $\Gamma_{\alpha\beta}$ is the rate of population transfer from β to α .

The density matrix equations of motion are therefore

$$\begin{aligned} \dot{\rho}_{ll} &= i\Omega_{lr}(\rho_{rl} - \rho_{lr}) - \Gamma_{rl}\rho_{ll} + \Gamma_{lr}\rho_{rr}, \\ \dot{\rho}_{lr} &= i\left[\frac{\Delta_{rl}}{\hbar}\rho_{lr} + \Omega_{lr}(\rho_{rr} - \rho_{ll}) - \Omega_{rp}\rho_{lp}\right] - \Gamma\rho_{lr}, \\ \dot{\rho}_{lp} &= i\left[\frac{\Delta_{pl}}{\hbar}\rho_{lp} + \Omega_{lr}\rho_{rp} - \Omega_{rp}\rho_{lr}\right] - \Gamma\rho_{lp}, \\ \dot{\rho}_{rr} &= i[\Omega_{lr}(\rho_{lr} - \rho_{rl}) + \Omega_{rp}(\rho_{pr} - \rho_{rp})] \\ &\quad + \Gamma_{rl}\rho_{ll} - (\Gamma_{lr} + \Gamma_{pr})\rho_{rr} + \Gamma_{rp}\rho_{pp}, \\ \dot{\rho}_{rp} &= i\left[\frac{\Delta_{pr}}{\hbar}\rho_{rp} + \Omega_{rp}(\rho_{pp} - \rho_{rr}) + \Omega_{lr}\rho_{lp}\right] - \Gamma\rho_{rp}, \\ \dot{\rho}_{pp} &= i\Omega_{rp}(\rho_{rp} - \rho_{pr}) + \Gamma_{pr}\rho_{rr} - \Gamma_{rp}\rho_{pp}, \\ \rho_{\alpha\beta} &= \rho_{\beta\alpha}^* \\ 1 &= \rho_{ll} + \rho_{rr} + \rho_{pp}. \end{aligned} \tag{1}$$

We have numerically integrated Eqs. 1 with $\rho_{ll}(0) = 1$ so as to highlight all of the spectroscopic details. For

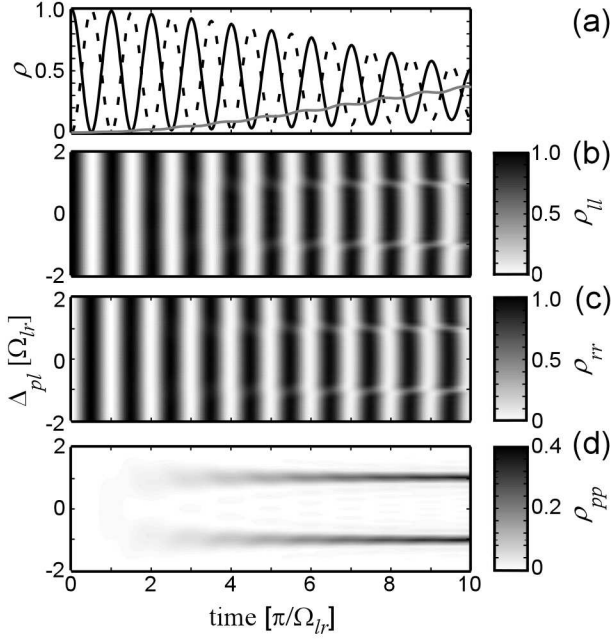


FIG. 2: (a) ρ_{ll} (black solid line), ρ_{rr} (black broken line) and ρ_{pp} (grey solid line) as a function of time (in units of π/Ω_{lr}) for $\Delta_{pl} = \Omega_{lr} = 2$. (b),(c),(d) Density plots showing the populations ρ_{ll} (b), ρ_{rr} (c), and ρ_{pp} (d), as a function of time and Δ_{pl} (in units of Ω_{lr}) for $E_l = E_r = 0$, $\Omega_{rp} = \Omega_{lr}/20$ and $\Gamma = \Omega_{lr}/100$ for an electron localized in state $|l\rangle$ at time $t = 0$ and allowed to evolve. Notice the dominant oscillatory behavior in $\rho_{ll}(t)$ and $\rho_{rr}(t)$ and the AT doublet-like feature in ρ_{pp} .

maximum coherence times, we require $E_l = E_r$ and have assumed this in our calculations. Furthermore, for a functioning qubit we need the coherent tunnelling rate to be much greater than the decoherence rate. For the third dot to act as a weak probe the coherent tunnelling rate from r to p must be much less than that from l to r . We have therefore chosen for our calculations $\Gamma = \Omega_{lr}/100$, $\chi_{\alpha\beta} = 0$ and $\Omega_{rp} = \Omega_{lr}/20$. Fig. 2 (a) shows the time dependent populations when $E_p = E_{AS}$. The dominant feature is the coherent population oscillations between l and r . There is also a steady buildup of population in p which is our measurement signal. In Figs. 2 (b)-(d) we show ρ_{ll} , ρ_{rr} , and ρ_{pp} respectively, as a function of time and Δ_{pr} . Again, the dominant behavior is the coherent oscillation between l and r , however when $\Delta_{pr} = \pm\Omega_{lr}$, resonant tunnelling into p can occur, leading to the appearance of a doublet in ρ_{pp} similar to the optical AT doublet. A measurement of the population in the probe state is therefore sensitive to the population in the symmetric and anti-symmetric modes of the $l - r$ system.

Although a clear spectroscopic signature due to the energy separation of the symmetric and anti-symmetric states is visible, it is unlikely that such a scheme could be configured to realize a single shot measurement of the qubit. As p is weakly coupled, the probability of the

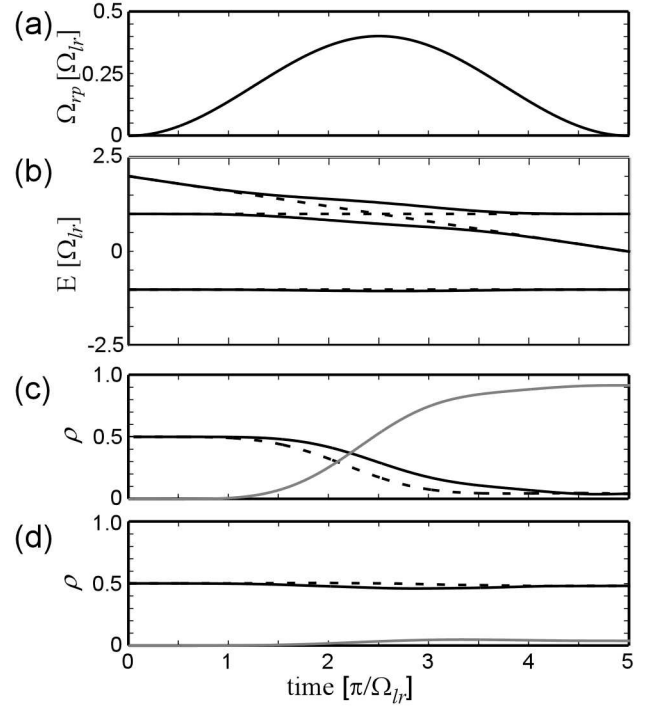


FIG. 3: AFP-style readout procedure (a) Ω_{rp} as a function of time (in units of π/Ω_{lr}) showing Gaussian modulation of the coherent tunnelling rate. (b) State energies (in units of Ω_{lr}) as a function of time. The dashed, black lines represent the energies unperturbed by Ω_{rp} , whilst the solid blue lines represent state energies with $\Omega_{rp}(t)$ applied. At $t = 0$ the states are (from highest to lowest energy) $|p\rangle$, $|AS\rangle$ and $|S\rangle$. (c),(d) ρ_{ll} (black solid line), ρ_{rr} (black broken line) and ρ_{pp} (grey solid line) as a function of time for the qubit initially in the antisymmetric (c) or symmetric (d), state. There is a high readout fidelity, which can be made arbitrarily close to 1 by appropriate parameter choice. In all cases $\Omega_{rp}^{\max} = 0.4\Omega_{lr}$.

electron tunnelling into p is small, so ρ_{pp} will be build up slowly and be time varying. This means that although an SET monitoring p will detect a whole electron signature, it will only do so a fraction of the time, equal to ρ_{pp} , and so many repetitions of the experiment need to be done to map out the superposition states. Also, if $\Gamma \ll \Omega_{rp}$ population will coherently cycle on the $r - p$ transition, which may be incompatible with the relatively long (in terms of Ω_{rp}) measurement times expected for RF-SETs. For that reason, it is best to ensure that $\Gamma \sim \Omega_{rp}$ by appropriate tuning of the barrier B_{rp} , which will ensure that the population in p reaches a steady state value, reducing the requirements on the measurement device.

The bias spectroscopy described above should be a useful scheme for characterizing qubit properties, but there are problems with applying it to the readout of a quantum computer. These problems include the possibility of coherent oscillations on the $r - p$ transition reducing readout fidelity, the need to set Δ_{pl} and accurately maintain it over the measurement time, and the possibility of

small populations tunnelling into p requiring averaging over many experiments. To avoid these problems, we propose a form of charge-shelving to adiabatically drive the population in state $|p\rangle$ from one of the superposition states. We do this by controlling the tunnelling in a fashion related to AFP. The advantages of this are that ρ_{pp} can be adiabatically *driven* to a large value (approaching unity) in a short time (typically a few Ω_{lr}^{-1}), with high robustness against gate errors. Because of the energy dependent T_1 decay processes, it is most useful to perform AFP between state $|p\rangle$ and the *most* energetic of the two superposition states, in this case the anti-symmetric combination. One needs to take some care in choosing the trajectory along which to modulate state $|p\rangle$ in this case, due to the fact that there will be off-resonant interactions. Our results are promising and suggest that optimization will be possible.

The trajectory taken by state $|p\rangle$ is governed by controlling both Δ_{pl} and Ω_{rp} and for the traces presented in Figs. 3 they were:

$$\Delta_{lp} = 2\Omega_{lr}(1 - t/t_{\max}),$$

$$\Omega_{rp} = \frac{\Omega_{rp}^{\max}}{2} [1 - \cos(2\pi t/t_{\max})],$$

where $\Omega_{rp}^{\max} = 0.4\Omega_{lr}$, $t_{\min} = 0$ and $t_{\max} = 5\pi/\Omega_{lr}$. In order to make this more explicit, Fig. 3 (a) shows $\Omega_{rp}(t)$, note that in keeping with conventional AFP schemes, the scheme is fairly insensitive to the exact form of Ω_{rp} ; and (b) is a diagram showing the energy levels as a function of time for the trajectory used.

Fig. 3 (c) shows the populations for the qubit being initially prepared in $|AS\rangle$. After AFP most of the population has been driven into $|p\rangle$. Similarly Fig. 3 (d) shows the effect of the AFP trajectory on $|S\rangle$, in this case there is minimal population transfer. We are presently performing more detailed numerical experiments to optimize the population transfer and examine tomographic applications of the scheme, which are beyond the scope of this work and will be presented elsewhere. One important issue is the potential re-initialization of the qubit after readout. The AFP scheme as presented is entirely time reversible, and therefore one can simply reverse the scheme to pump an electron from the probe state into the anti-symmetric state to reset the qubit.

In summary, we have presented a scheme for performing bias spectroscopy on a qubit, where resonant tunnelling from the superposition states to a third dot is read out with an SET. Such a scheme is a solid-state analog of the optical AT scheme. Using such bias spectroscopy, one would be able to map out the energy level space and may therefore prove an invaluable probe of coherent coupling where conventional electrometers may not be able to resolve the dynamics. Because the bias spectroscopy described here should be able to resolve arbitrary energy differences, this idea may be applied to resolving the singlet and triplet states of a two spin system, such as in

Ref. [6]. This constitutes an alternate approach to spin readout which we will describe further elsewhere. In order to create a useful readout device, we have presented an AFP style scheme, where population is driven into the probe state. This has the advantage of high fidelity readout with robustness to gate errors. It also introduces a form of charge-shelving which avoids the problems associated with measurement times long compared with T_1 of the system.

The authors would like to thank L. C. L. Hollenberg (University of Melbourne) and H. S. Goan (University of Queensland) for useful discussions. This work was supported by the Australian Research Council, the Australian government and by the US National Security Agency (NSA), Advanced Research and Development Activity (ARDA) and the Army Research Office (ARO) under contract number DAAD19-01-1-0653.

* Electronic address: a.d.greentree@unsw.edu.au

- [1] M. A. Nielsen and I. L. Chuang, *Quantum Computation and Quantum Information* (Cambridge University Press, Cambridge, England 2000).
- [2] Y. Nakamura, Yu. A. Pashkin, and J. S. Tsai, *Nature* **398**, 786 (1999).
- [3] D. Vion *et al.*, *Science* **296**, 886 (2002).
- [4] Y. A. Pashkin *et al.*, *Nature* **421**, 823 (2002).
- [5] W. G. van der Wiel *et al.*, *Rev. Mod. Phys.* **75**, 1 (2003).
- [6] B. E. Kane, *Nature* **393**, 133 (1998); B. E. Kane *et al.*, *Phys. Rev. B* **61**, 2961 (2000).
- [7] R. G. Clark *et al.*, *Phil. Trans. R. Soc. Lond. A* **361**, 1451 (2003).
- [8] L. C. L. Hollenberg *et al.*, eprint arXiv:cond-mat/0306265.
- [9] A. Ekert and R. Josza, *Rev. Mod. Phys.* **68**, 733 (1996).
- [10] Yu. Makhlin, G. Schön, A. Shnirman, *Nature* **398**, 786 (1999).
- [11] S. G. Schirmer, A. D. Greentree, and D. K. L. Oi, eprint arXiv:quant-ph/0305052 (2003).
- [12] R. J. Shoelkopf *et al.*, *Science* **280**, 1238 (1998).
- [13] T. M. Buehler *et al.*, eprint arXiv:condmat/0304384 (2003).
- [14] D. F. V. James, P. G. Kwiat, W. J. Munro, and A. G. White, *Phys. Rev. A* **64**, 052312 (2001).
- [15] S. D. Barrett and G. J. Milburn, eprint arXiv:cond-mat/0302238.
- [16] S. H. Autler and C. H. Townes, *Phys. Rev.* **100** 703 (1955).
- [17] N. V. Vitanov, T. Halfmann, B. W. Shore, and K. Bergmann, *Annu. Rev. Phys. Chem.* **52**, 763 (2001).
- [18] T. Brandes and T. Vorrath, *Phys. Rev. B* **66**, 075341 (2002).
- [19] A. D. Greentree *et al.*, *Phys. Rev. A*, **65**, 053802 (2002).
- [20] S. A. Gurvitz, *Phys. Rev. B* **56**, 15 215 (1997).
- [21] F. Renzoni and T. Brandes, *Phys. Rev. B* **64**, 245301 (2001).
- [22] B. W. Shore, *The theory of coherent atomic excitation* (John Wiley and Sons, New York, 1990).
- [23] G. Tóth *et al.*, *Phys. Rev. B* **60**, 16906 (1999).