

Sierpinski signal generates $1/f^\alpha$ noise

Jens Christian Claussen,^{1,*} Jan Nagler,² and Heinz Georg Schuster¹

¹*Institut für Theoretische Physik und Astrophysik,
Universität Kiel, Leibnizstraße 15, 24098 Kiel, Germany*

²*Institut für Theoretische Physik, Universität Bremen, Otto-Hahn-Allee, 28334 Bremen, Germany*
(Dated: August 14, 2003)

We investigate the row sum of the binary pattern generated by the Sierpinski automaton: Interpreted as a time series we calculate the power spectrum of this Sierpinski signal analytically and obtain a unique rugged fine structure with underlying power law decay with an exponent of approximately 1.15. Despite the simplicity of the model, it can serve as a model for $1/f^\alpha$ spectra in a certain class of experimental and natural systems like catalytic reactions and mollusc patterns.

PACS numbers: 05.40.-a, 05.45.Df, 82.40.Np, 45.70.Qj

The phenomenon of $1/f^\alpha$ noise is found in a widespread variety of systems [1, 2, 3]. Usually a noise signal is said to be $1/f^\alpha$ (or $1/f$) if its spectrum follows over some decades a power law $S(\omega) \sim \omega^{-\alpha}$ with an exponent near to one. Despite $1/f$ noise is being known for a long time, up to now there is no general explanation for universal mechanisms (if they exist). However, on a very general level it is believed that complex systems [4] are able to generate $1/f$ noise. While real complex systems are usually not exactly solvable, extremely simplified models are under investigation. One prominent example is the sandpile-sketching Bak-Tang-Wiesenfeld model [5], a two-dimensional cellular automaton, which itself does however not reproduce $1/f$ sufficiently.

In this work we study an even more simplified model introduced in 1984 by Wolfram [6], which is known to be able to exhibit complex behavior: the Sierpinski automaton. Looking not at the generated fractal Sierpinski gasket itself, but on the row sum, corresponding to a total activity of the whole system, we have a signal as shown in Fig. 1 with increasing mean and increasing spatial size of the corresponding system; thus every physical realization of the system will be finite size-limited.

Despite on a first glance being a theoretical toy model only, Sierpinski patterns have been found in nature. Detailed models have explained mollusc patterns by reaction-diffusion models and cellular automata [7, 8]; Sierpinski patterns also occur in kinkbreeding dynamics [9, 10]. This phenomenon occurs generically for suitable parameter choices in four standard types of nonlinear spatio-temporal dynamics including the Bonhoeffer-van der Pol and the complex Ginzburg-Landau equation [11].

Furthermore, catalytic processes can exhibit similar time-signals as the Sierpinski sum signal. A comparison of the reaction rate of a catalytic process with the Sierpinski sum signal $X(t) = \sum x_i(t)$ has been given in [12, 13]. The authors [12] observe a qualitative similarity between the experimental and theoretical time series. Due to dominating finite size effects a $1/f^\alpha$ noise (or long-time correlations) could not be identified in the spectrum of the experimental data [14]. As models of chemical re-

actions, cellular automata have been studied widely [15], explaining spiral waves and pattern formation in chemical reactions. CO-oxidation on Pt(110) and its control by global delayed feedback has been studied and compared to models [16], including the occurrence of patterns similar to Sierpinski structures in the intermittent turbulent phase. Recently, $1/f^\alpha$ noise has been measured directly in a chemical reaction [17] by a SQUID setup that allows for much higher resolution in time, space and signal-to-noise ratio than the direct gravimetric measurement of the reaction rate in [12]. The power law extends over more than two decades, indicating the spatiotemporal dynamics of the catalytic reaction exhibits avalanches on all sizes and self-organized critical behavior [17]. Interestingly, the Sierpinski gasket was more recently found in a video feedback system [18]. Apart from observation of the Sierpinski pattern itself, its geometry has been used widely, e.g. for sandpile dynamics [19] and measurements of magnetoresistance on fractal wire networks [20].

Definition of the model: The dynamics of the so-called *Sierpinski Automaton* is related to the generation law of the Pascal triangle. This pattern can be generated by the following simple one-dimensional cellular automaton: We consider a linear array of sites (or spins) $x_i(t)$ which can take the values 0 or 1 at discrete time steps t . We restrict ourselves to the special initial condition, that for $t = 0$ only one spin is different from all others:

$$x_0(0) = 1 \quad \text{and} \quad \forall_{i \neq 0} \quad x_i(0) = 0. \quad (1)$$

The dynamics is defined by the following next-neighbor interaction:

$$x_i(t+1) = [x_{i-1}(t) + x_{i+1}(t)] \bmod 2, \quad (2)$$

$i \in [-\infty, \infty]$, $x_i(t) \in \{0, 1\}$ at discrete time t . Its spatiotemporal evolution is equivalent to the rows of the Pascal triangle after entries have been taken modulo 2,

$$\begin{array}{ccccccc} & & 1 & & & & 1 \\ & 1 & & 1 & & & \\ 1 & & 2 & & 1 & & \\ & 1 & & 3 & & 3 & & 1 \\ 1 & & 4 & & 6 & & 4 & & 1 \end{array} \xrightarrow{\bmod 2} \begin{array}{ccccccc} & & 1 & & & & 1 \\ & 1 & & 0 & & & 1 \\ 1 & & 1 & & 1 & & 1 \\ & 1 & & 0 & & 0 & & 0 & & 1 \end{array}$$

which is also known as the Sierpinski gasket. The Sierpinski gasket is a well-known self-similar structure (with point dimension $\ln 2 / \ln 3$ in x for $t \rightarrow \infty$) that is obtained by twofold replication of the first four rows to the subsequent four rows, and iteration of this process with the whole triangle.

Instead of considering the fractal pattern itself, we look at a scalar observable that can be compared to experimental time series. Before considering the spectrum, we briefly sketch a direct solution [21] and illustrate the analogy to a formal language approach. The row sum (or total activity) over space at time t , defined by

$$X(t) := \sum_i x_i(t), \quad (3)$$

is referred to as *Sierpinski signal*. The Sierpinski automaton rule then generates an increasing [27] time series $X(t)$ (Fig. 1) starting from $t = 0$ with

$$1, \ 2, \ 2, 4, \ 2, 4, 4, 8, \ 2, 4, 4, 8, 4, 8, 8, 16, \ \dots \quad (4)$$

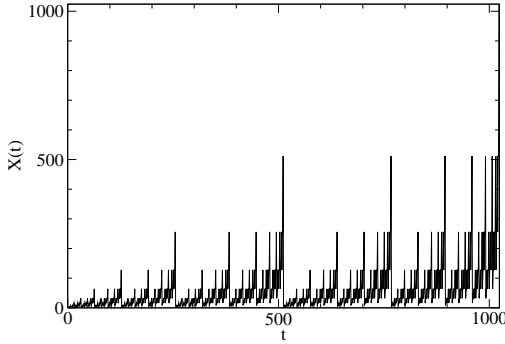


FIG. 1: The self-similar *Sierpinski signal* $X(t)$ up to $T = 1024$.

Being interested in an analytic expression for (4), we first note that $X(t)$ can be generated up to $t = 2^N - 1$ from the *start sequence* $u_0 = (1)$ by N iterations of the sequence replication rule

$$u_n \rightarrow u_{n+1} = (u_n, 2 \cdot u_n). \quad (5)$$

Obviously $X(t)$ takes only powers of 2, so for the sake of saving writing space, instead we could consider $(\ln X(t)) / \ln 2$, which starts as

$$0, \ 1, \ 1, 2, \ 1, 2, 2, 3, \ 1, 2, 2, 3, 2, 3, 3, 4, \ \dots \quad (6)$$

Strikingly, this appears to be the number of ones in

$$0, 01, 10, 11, 100, 101, 110, 111, 1000, 1001, \\ 1010, 1011, 1100, 1101, 1111, \dots, \quad (7)$$

i.e. the binary decomposition of the time variable t starting with $t = 0$. Therefore the observable is given by

$$X(t) = 2^{\text{CrossSum}(\text{Binary}(t))}, \quad (8)$$

which is no longer recursively defined. This analytic solution has already been known in 1852 by Kummer [21] in a number-theoretic context. However, eq. (8) allows us to calculate the spectrum of the signal analytically.

A convenient closed expression can be obtained by expressing time by a number of “spins”

$$t = \sum_{j=0}^{N-1} \sigma_j 2^j \quad \sigma \in \{0, 1\}. \quad (9)$$

and expressing $X(\{\sigma_i\})$ from the same configuration as

$$X(t) = X\left(\sum_{j=0}^{N-1} \sigma_j 2^j\right) = 2^{\sum_{j=0}^{N-1} \sigma_j} = \exp \sum_{j=0}^{N-1} \sigma_j (\ln 2). \quad (10)$$

By these expressions for $t(\{\sigma_i\})$ and $X(\{\sigma_i\})$, we have a parametric expression parameterized by a set of N ‘spins’ for all $X(t)$ with times up to $t = 2^N - 1$.

Spectrum of the Sierpinski signal: The power spectrum $S(\omega) \sim |X(\omega)|^2$ of the time signal now is calculated analytically. The binary time decomposition allows a Fourier transformation of $X(t)$ fairly direct from the definition,

$$\begin{aligned} X(\omega) &= \sum_{t=0}^{2^N-1} e^{i\omega t} X(t) = \sum_{\sigma_0} \dots \sum_{\sigma_{N-1}} e^{i\omega t(\{\sigma_i\})} X(t(\{\sigma_i\})) \\ &= \sum_{\sigma_0} \dots \sum_{\sigma_{N-1}} \exp\left(i\omega \sum_{j=0}^{N-1} 2^j \sigma_j\right) \exp\left((\ln 2) \sum_{j=0}^{N-1} \sigma_j\right) \\ &= \sum_{\sigma_0} \dots \sum_{\sigma_{N-1}} \prod_{j=0}^{N-1} \exp(\sigma_j (i\omega 2^j + \ln 2)) \\ &= \prod_{j=0}^{N-1} \sum_{\sigma_j} \exp(\sigma_j (i\omega 2^j + \ln 2)) \\ &= \prod_{j=0}^{N-1} (1 + \exp(i\omega 2^j + \ln 2)), \end{aligned} \quad (11)$$

where all sums over σ_j are taken over the two possible values $\sigma_j = 0$ and $\sigma_j = 1$.

As long as our attention focuses on the power spectrum, i. e. $|X(\omega)|^2$, we only need the absolute value which simplifies by $|1 + e^{\ln 2 + i\omega 2^j}|^2 = |1 + 2e^{i\omega 2^j}|^2 = (1 + 2e^{i\omega 2^j})(1 + 2e^{-i\omega 2^j}) = 1 + 4 + 2(e^{i\omega 2^j} + e^{-i\omega 2^j}) = 5 + 4 \cos(\omega 2^j)$ to the trigonometric product

$$\begin{aligned} |X(\omega)|^2 &= \prod_{j=0}^{N-1} (5 + 4 \cos(\omega 2^j)), \quad \text{or} \\ \ln |X(\omega)|^2 &= \sum_{j=0}^{N-1} \ln[5 + 4 \cos(\omega 2^j)]. \end{aligned} \quad (12)$$

A rough estimate of the sum in (12) is obtained approximating the sum by an integral, and substituting $y = \omega 2^j$,

$$\ln |X(\omega)|^2 \approx \int_0^{N-1} \ln[5 + 4 \cos(\omega 2^j)] dj \quad (13)$$

$$= \frac{1}{\ln 2} \int_{\omega}^{\omega 2^{N-1}} \frac{\ln[5 + 4 \cos y]}{y} dy. \quad (14)$$

As $\ln(5 + 4x) \approx \ln(5) + \frac{4}{5}x$ for $|x| \ll 1$, we have

$$\ln |X(\omega)|^2 \approx \frac{\ln 5}{\ln 2} \int_{\omega}^{\omega 2^{N-1}} \frac{dy}{y} + \frac{4}{5 \ln 2} \int_{\omega}^{\omega 2^{N-1}} \frac{\cos(y)}{y} dy.$$

The integral over the integral cosine is nearly independent of the upper boundary for high values of the boundary. Thus, we can substitute the upper boundary $\omega 2^{N-1}$ by some N -dependent constant, say $c_N \gg 1$. Finally, substituting the cosine by one yields immediately a rough approximation of (12):

$$|X(\omega)|^2 \approx c'_N \omega^{-4/(5 \ln 2)} \sim \omega^{-1.15}. \quad (15)$$

In conclusion, we find analytically a $1/f$ noise in the Sierpinski signal. We now compare this result with numerically applied discrete Fourier transformation.

The spectrum, Fig. 2, consists of points (k) on horizontal lines (j), such that $(2j+1)2^k$; $j, k \in \{0, 1, 2, \dots\}$. The lower *Envelope* is a straight line consisting of the points $x_k = \lfloor \frac{2^k+1}{3} \rfloor$, $k \in \{2, 3, \dots\}$.

Apart from these structural properties we now consider an averaged spectrum that allows for comparison with experiments. The power spectrum is fitted (least-squares) in Fig. 3 by a power law with exponent α about 1.12, being in good agreement with the analytical result.

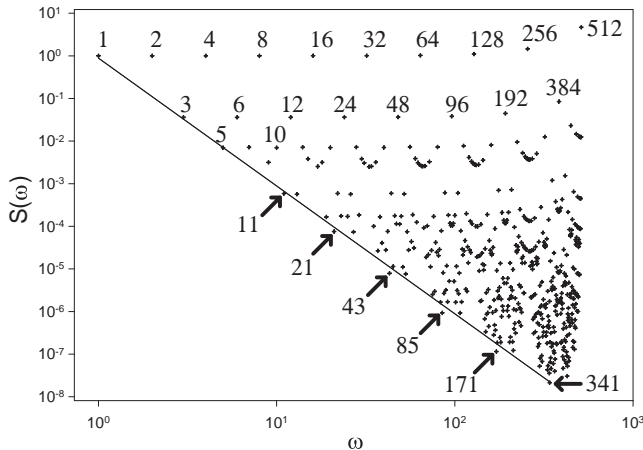


FIG. 2: Power spectrum for $T = 1024$ time steps up to the Nyquist frequency of $T/2$ (from Fast Fourier Transformation).

If one measures a power spectrum experimentally, this may generically be done by observation of resonances, where the system is coupled with a tuneable oscillator

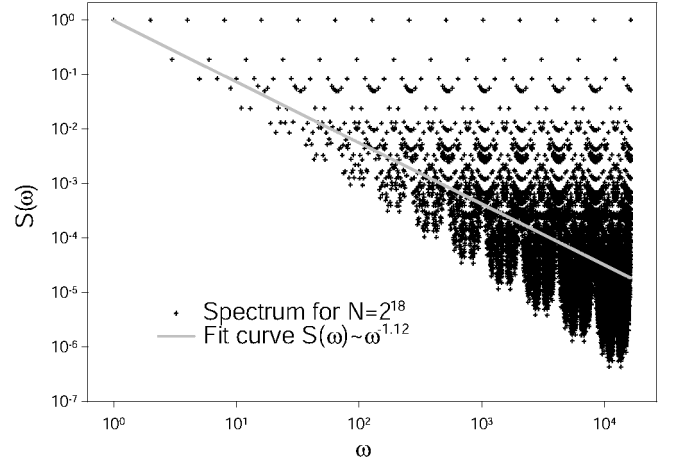


FIG. 3: Power spectrum of the time signal up to $T/8$ for $T = 2^{18}$ time steps (from FFT).

of given frequency and finite bandwidth. Therefore it is quite natural to consider an averaged spectrum, giving a smoothed spectrum which however depends on the smoothing, especially of the ansatz how the bandwidth should vary with frequency. If the spectrum is averaged over 2^k bins (Fig. 4), the averaged spectrum exhibits a straight line in the log-log-plot verifying a power law behavior.

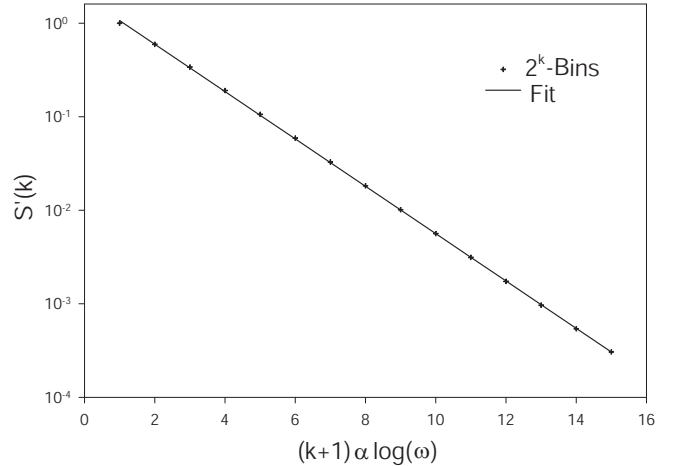


FIG. 4: Averaged power spectrum up to $T/8$ for $T = 2^{18}$ using 2^k -Bins. The k -th interval is defined by $[2^k, 2^{k+1} - 1]$.

Due to the increase of the mean sum signal $X(t)$, the spectrum $X(\omega)$, i.e. the periodogram, cannot be interpreted as the estimation of the *real* spectrum of the periodically continued signal. Consequently, we have also calculated numerically the power spectrum $|Y(\omega)|^2$ for the suitable averaged sum signal defined by $Y(t) = X(t)/(2t+1)$ for different signal length. It displays a power law behavior with a fit exponent 1.17 near to $\alpha = 1.12$. Thus, the power law behavior of $X(\omega)$ is not an artefact of an increasing time signal. A final point to

check is the consideration of noise. The discussion above elaborates on the behavior of the Sierpinski automaton with the initial condition of a single 1 in the first row. Numerical simulations show that the averaged signal $Y(t)$ is robust against noise, i.e. other initial conditions with more than a single 1.

In analogous situations in less simply defined systems, power laws have also been observed in spatial spectra of the scum on fluid surfaces and in the random baker map [22], and in the temporal spectra in dissipative dynamics governed by the Lorenz equations [23] being related to the Thue-Morse sequence [23, 24, 25, 26]. In fact the Thue-Morse dynamics $1 \rightarrow (1, -1), -1 \rightarrow (-1, 1)$ itself maps on the string replication rule $u_n \rightarrow (u_n, (-1) \cdot u_n)$ for generation of the spatial sequence. Being not equivalent, but of striking similarity to eq. (5) for generation of the temporal Sierpinski signal series, the Sierpinski dynamics itself does not follow a replication rule. While the analytic solution of the Thue-Morse sequence is $(-1)^{\text{CrossSum}(\text{Binary}(x))}$ [25], in analogy to eq. (8), the averaged exponents of the resulting spectra are different.

To conclude, the one-dimensional Sierpinski automaton generates $1/f^\alpha$ noise in the number of active states, and can therefore be considered as one of the simplest models generating $1/f^\alpha$ noise. While the Sierpinski automaton is rather a caricature, the approach of studying the sum signal, or total activity, and its spectrum, can be transferred to more realistic models and compared directly with experiments. Although exact Sierpinski patterns with long-range correlations remain to be experimentally challenging, we conjecture that $1/f^\alpha$ noise in a suitable sum signal can be identified in every experimental setup exhibiting Sierpinski patterns.

* Electronic address: clausen@theo-physik.uni-kiel.de

- [1] H. J. Jensen, Self-organized Criticality, Cambridge Univ. Press (1998).
- [2] P. Bak, How Nature Works, Springer (1996).
- [3] Jörn Davidsen and Heinz Georg Schuster, Simple model for $1/f^\alpha$ noise, Phys. Rev. E **65**, 026120 (2002), and references therein.
- [4] H. G. Schuster, Complex Adaptive Systems, Scator, Saarbrücken (2002).
- [5] P. Bak, C. Tang und K. Wiesenfeld, Phys. Rev. Lett. **59**, 381 (1987), Phys. Rev. A **38**, 364 (1988).
- [6] S. Wolfram, Physica D **10**, 1-35 (1984).
- [7] H. Meinhardt, The Algorithmic Beauty of Sea Shells, Springer (1995), ext. ed. (1998, 2003).
- [8] H. Meinhardt, Int. J. Bif. Chaos **7**, 1-26 (1997).
- [9] H. Chate, A. Pikovsky, O. Rudzick, Physica D **131**, 17 (1999).
- [10] M. van Hecke, M. Howard, Phys. Rev. Lett. **86**, 2018 (2001).
- [11] Y. Hayase, J. Phys. Soc. Jpn, **66**, 2584 (1987); Y. Hayase and T. Ohta, Phys. Rev. Lett. **81**, 1726 (1998); Y. Hayase and T. Ohta, Phys. Rev. E, **62**, 5998 (2000).
- [12] A. W. M. Dress, M. Gerhardt, N. I. Jaeger, P. J. Plath, H. Schuster, Some Proposals Concerning the Mathematical Modelling of Oscillating Heterogeneous Catalytic Reactions on Metal Surfaces, in: L. Rensing and I. Jaeger (eds.), Temporal Order, Springer, Berlin (1984).
- [13] M.A. Liao, P.J. Plath, and N.I. Jaeger, Complex oscillations and global coupling during the catalytic oxidation of CO, J. Chem. Phys. **104**, 6375 (1996).
- [14] C. Ballandis, P. J. Plath, J. Nagler, priv. comm.
- [15] Martin Gerhardt, Heike Schuster, A Cellular Automaton Describing the Formation of Spatially Ordered Structures in Chemical Systems, Physica D **36**, 209-221 (1989). Martin Gerhardt, Heike Schuster, and John J. Tyson, Science **249**, 1563-1566 (1990).
- [16] M. Kim, M. Bertram, M. Pollmann, A. von Oertzen, A. S. Mikhailov, H. H. Rotermund, G. Ertl, Controlling Chemical Turbulence by Global Delayed feedback: Pattern Formation in Catalytic CO Oxidation on Pt(110), Science **292**, 1357-1360 (2001).
- [17] J. R. Claycomb, K. E. Bassler, J. H. Miller, Jr., M. Nersisyan, D. Luss, Avalanche Behavior in the Dynamics of Chemical Reactions, Phys. Rev. Lett. **87**, 178303 (2001).
- [18] J. Courtial, J. Leach, and M. J. Padgett, Fractals in pixelated video feedback, Nature, **414**, 864 (2001).
- [19] Brigita Kutnjak-Urbanc, Stefano Zapperi, Sava Milosevic, and H. Eugene Stanley, Sandpile model on the Sierpinski gasket fractal, Phys. Rev. E **54**, 272-277 (1996).
- [20] Magnetoresistance measurements on fractal wire networks, James M. Gordon and A. M. Goldman, Phys. Rev. B **35**, 4909-4914 (1987).
- [21] E. E. Kummer, Über Ergänzungssätze zu den allgemeinen Reziprozitätsgesetzen, J. reine angew. Math. **44**, 93-146 (1852).
- [22] Thomas M. Antonsen, Jr., Arthur Namenson, Edward Ott, and John C. Sommerer, Power Law Wave-Number Spectra of Scum on the Surface of a Flowing Fluid, Phys. Rev. Lett. **75**, 3438-3441 (1995).
- [23] Arkady S. Pikovsky, Michael A. Zaks, Ulrike Feudel, and J. Kurths, Singular continuous spectra in dissipative dynamics, Phys. Rev. E **52**, 285-296 (1995).
- [24] Michael A. Zaks, Arkady S. Pikovsky, and Jürgen Kurths Steady Viscous Flow with Fractal Power Spectrum, Phys. Rev. Lett. **77**, 4338-4341 (1996).
- [25] M. A. Zaks, A. S. Pikovsky, J. Kurths, On the correlation dimension of the spectral measure for the Thue-Morse sequence, J. Stat. Phys **88**, 1387-1392 (1997).
- [26] Michael A. Zaks, Multifractal Fourier spectra and power-law decay of correlations in random substitution sequences, Phys. Rev. E **65**, 011111 (2002).
- [27] One observation is that $\sum_{t=0}^{2^N-1} X(t) = 3^N$. Averaging over the lower half of rows, from 2^{N-1} to $2^N - 1$, we see that the the averaged signal increases as $\langle X(t) \rangle_L = \langle X(t) \rangle_{\{2^{N-1} \dots 2^N - 1\}} = \frac{3^N - 3^{N-1}}{2^{N-1}} = 2 \left(\frac{3}{2} \right)^{N-1}$, so that with $t := 2^{N-1}$ this average increases according to $\ln \langle X(t)/2 \rangle_L = \ln(t) \frac{\ln(3/2)}{\ln 2}$ or $\langle X(t) \rangle_L = 2t^{\frac{\ln(3/2)}{\ln 2}}$.