

Crossover of superconducting properties and kinetic-energy gain in two-dimensional Hubbard model

Hisatoshi Yokoyama¹, Yukio Tanaka², Masao Ogata³ and Hiroki Tsuchiura⁴

¹*Department of Physics, Tohoku University, Sendai 980-8578, Japan*

²*Department of Applied Physics, Nagoya University, Nagoya 464-8603, Japan*

³*Department of Physics, University of Tokyo, Bunkyo-ku, Tokyo 113-0033, Japan*

⁴*International School for Advanced Studies (SISSA), Via Beirut 2-4 34014 Trieste, Italy*

(Dated: November 21, 2018)

Superconductivity in the Hubbard model on a square lattice near half filling is studied using an optimization (or correlated) variational Monte Carlo method. Second-order processes of the strong-coupling expansion are considered in the wave functions beyond the Gutzwiller factor. Superconductivity of $d_{x^2-y^2}$ -wave is widely stable, and exhibits a crossover around $U = U_{co} \sim 12t$ from a BCS type to a new type. For $U \gtrsim U_{co}$ ($U \lesssim U_{co}$), the energy gain in the superconducting state is derived from the kinetic (potential) energy. Condensation energy is large and $\propto \exp(-t/J)$ [tiny] on the strong [weak] coupling side of U_{co} . Cuprates belong to the strong-coupling regime.

PACS numbers: 74.20.Mn, 71.10.Fd, 71.30.+h

In a superconducting (SC) transition, conventional BCS superconductors follow a low-frequency sum rule of optical conductivity $\sigma_1(\omega)$ [1]. However, recent experiments have shown that cuprate superconductors violate this sum rule [2]. This violation implies a gain in kinetic energy (K) in the transition, because the sum of $\sigma_1(\omega)$ is proportional to $-K$ [3]. Such kinetic-energy-driven superconductivity [4] sharply contrasts with that of the conventional BCS superconductors, where the transition is induced by the lowering of potential energy [5].

The Hubbard model on a square lattice, $\mathcal{H} = \mathcal{H}_t + \mathcal{H}_U = -t \sum_{\langle i,j \rangle \sigma} (c_{i\sigma}^\dagger c_{j\sigma} + c_{j\sigma}^\dagger c_{i\sigma}) + U \sum_j n_{j\uparrow} n_{j\downarrow}$, is often used as a simple model which probably seizes the essence of cuprates [6]. In spite of its importance, reliable knowledge is limited particularly in the intermediate and strong coupling regimes. It is still controversial whether superconductivity is realized in this model. In the strong coupling region, the Hubbard model is mapped to t - J -type models, where the $d_{x^2-y^2}$ -wave superconductivity is concluded by exact diagonalization [7] and variation methods [8, 9]. On the other hand, in the weak-coupling region, many quantum Monte Carlo (QMC) studies [10] came to negative conclusions for $U/t = 2$ -4. Unfortunately, QMC is ineffective in larger- U regimes due to the negative sign problem. In contrast, RPA calculations [11], fluctuation exchange approximations [12], renormalization-group [13, 14] and perturbative [15, 16] studies concluded $d_{x^2-y^2}$ -wave superconductivity. Besides, variational Monte Carlo (VMC) studies using the Gutzwiller projection argued that an antiferromagnetic (AF) order prevails widely near half filling, and narrows the SC region [17, 18].

The purpose of this letter is to resolve the above discrepancy, and to explore the possibility of the kinetic-energy-driven superconductivity in the two-dimensional Hubbard model. By carefully studying the wave functions with vital improvement on the Gutzwiller projec-

tion, it is found that the d -wave SC state is stabilized even in the weak coupling region, but its energy gain is too small to be observed in QMC. Furthermore, we find a crossover at $U_{co} \sim 12t$, over which the SC transition is induced by the lowering of kinetic energy. This indicates that the high- T_c superconductivity should be understood in the context of strong correlation.

A VMC method [19] is useful to our purpose for its applicability to any U/t . Generally, a Jastrow-type function, $\Psi = \mathcal{P}\Phi$, is used as a trial state, where Φ signifies a one-body (Hartree-Fock) state, and \mathcal{P} a correlation factor. For \mathcal{P} , the Gutzwiller (onsite) factor [20], $\mathcal{P}_G = \prod_j [1 - (1-g)n_{j\uparrow}n_{j\downarrow}]$, has been often chosen for its simplicity. Although \mathcal{P}_G is successful in t - J -type models [9, 21], it brings about unfavorable results for the Hubbard model [19], which were expected to be remedied by improving \mathcal{P}_G [22, 23]. Since the relationship between the Hubbard and t - J -type models is, $\mathcal{H}_{t-J} \sim e^{iS} \mathcal{H}_{Hub} e^{-iS}$ [24], which yields

$$\frac{\langle \Psi_G | \mathcal{H}_{t-J} | \Psi_G \rangle}{\langle \Psi_G | \Psi_G \rangle} \sim \frac{\langle \Psi_G e^{iS} | \mathcal{H}_{Hub} | e^{-iS} \Psi_G \rangle}{\langle \Psi_G e^{iS} | e^{-iS} \Psi_G \rangle},$$

one can make improvements by applying the strong coupling expansion, e^{-iS} , to $\Psi_G (= \mathcal{P}_G \Phi)$.

Along this line, we employ $\Psi_Q = \prod_j [1 - \mu Q_j] \Psi_G = \mathcal{P}_Q \Phi$ with $0 \leq \mu \leq 1$ in this work [25]. Here, Q_j is an asymmetric projection $Q_j^a = d_j \prod_{\tau} (1 - e_{j+\tau})$ for less-than-half filling ($n < 1$, n : electron density), where $d_j = n_{j\uparrow} n_{j\downarrow}$, $e_j = (1 - n_{j\uparrow})(1 - n_{j\downarrow})$, and τ runs over all the nearest-neighbor sites. This factor takes account of virtual states in the second order of the strong-coupling expansion, as explained in Fig. 1. As a one-body function Φ , we use the following: Fermi sea Φ_F for a normal state, a mean-field solution $\Phi_{AF}(\Delta)$ [26] for an AF state, and a fixed- n BCS state with $d_{x^2-y^2}$ -wave symmetry $\Phi_{SC}(\Delta, \zeta)$ for a SC state [27]. Here, Δ and ζ are variational parameters, although they denote gaps and chemical potential,

respectively, in the mean-field approximations.

Since our trial functions have up to four parameters to be optimized, the use of optimization VMC procedure [28] is practically indispensable. Special treatment for the present calculations is that after the convergence of optimization, we continue iteration for a while, and average the data obtained during this excess process. Thereby, the accuracy in energy is markedly increased, sometimes to the order of $10^{-5}t$. We used lattices of $L \times L$ sites ($L = 6-16$) with closed shells and periodic-antiperiodic boundary conditions, and collected typically $2 \times 10^5-10^6$ samples, keeping the acceptance ratio 0.5.

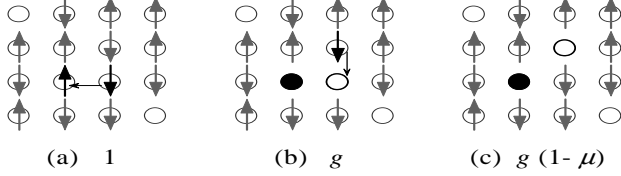


FIG. 1: Weight assignment of \mathcal{P}_Q . A closed circle indicates a doubly-occupied (d-) site. (a) A configuration appearing for $U/t = \infty$. (b) A d-site arises by a single hopping process from (a) (a virtual state in the second order). (c) A d-site exists, and two hopping steps are needed to reach from (a) (a virtual state of the fourth order).

First, we compare the total energy E/t between Ψ_Q and Ψ_G [Fig.2(a) for $n = 0.88$]. In each state, E/t is noticeably improved by the correlation factor \mathcal{P}_Q , particularly in large- U regimes. In Fig.2(b), the magnitude of the improvement is depicted for some values of n . The SC and normal states have large values which increase as n approaches 1, whereas the value of the AF state is small and decreases as $n \rightarrow 1$. The improvements in the former states are caused by the lowering of kinetic energy $E_t = \langle \mathcal{H}_t \rangle$ (not shown), because \mathcal{P}_Q promotes the hopping between neighboring sites by making the configurations like Fig.1(b) advantageous. In contrast, in the AF state, the binding effect between a d-site and an empty (e-) site is already included in Φ_{AF} ; the number of broken antiparallel-spin bonds increases in a Néel background when an e-site goes away from its partner d-site. Thus, the effect of \mathcal{P}_Q on Φ_{AF} is small and reduced as $n \rightarrow 1$. This result shows that the correlation factor \mathcal{P}_Q is essential for the normal and SC states. Henceforth, we focus on Ψ_Q .

Next, we consider the energy difference between the normal and the ordered states (condensation energy), $\Delta E = E^{\text{norm}} - E^{\text{order}}$, which is plotted in Fig.3. At half filling, the AF state is dominant for any value of U as anticipated, and has a peak at $U = U_{co}^{\text{AF}} \sim 8t$, which originates in a metal-insulator (Mott) transition of the normal state [29]. Phase-transition behavior was found in Ψ_Q^{SC} , although Ψ_Q^{SC} does not give the lowest variational energy for $n = 1$. As shown in Fig.3, ΔE for the SC state abruptly increases at $U = U_{SI} \sim 6.5t$, and the increase there becomes sharper as L increases (not

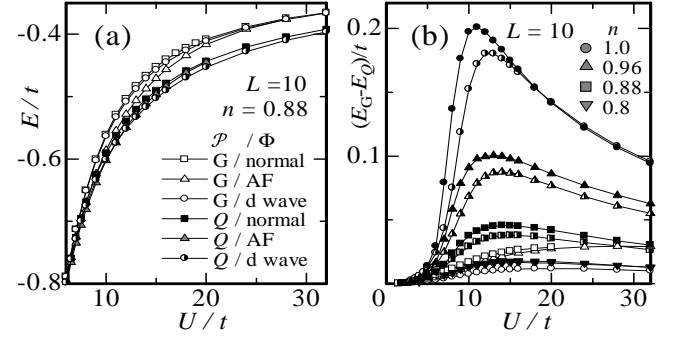


FIG. 2: (a) Comparison of total energy among various functions. For instance, ‘ Q/normal ’ indicates $\Psi = \mathcal{P}_Q \Phi_{\text{normal}}$. (b) Energy improvement by Ψ_Q on Ψ_G in each state for several values of n . Solid (open, half-solid) symbols indicate the d-wave (AF, normal) state. For $n \lesssim 0.85$, the AF phase is not stabilized for any U/t .

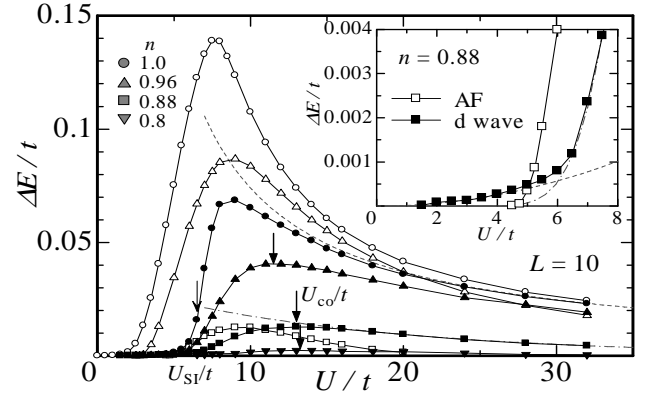


FIG. 3: Energy difference (condensation energy) between the d-wave (AF) and the normal states, estimated by Ψ_Q . Solid (open) symbols denote the SC (AF) state. Additional lines for $n = 1$ and $n = 0.88$ are $\propto t/U$ (dashed), and $\exp(-U/t)$ (dash-dotted), respectively. Shown in inset is magnification of the small- U region for $n = 0.88$. Additional lines are $\propto (U/t)^2$ (dashed) and $\exp(-t/U)$ (dash-dotted). An arrow for $n = 1$ indicates U_{SI}/t , and those for $n < 1$ U_{co}/t at which ΔE has a maximum.

shown). Note that this behavior is inherent in the SC state, and E^{norm} is smooth near U_{SI} . Around U_{SI} , the quasiparticle renormalization factor Z for Ψ_Q^{SC} vanishes (Fig.6), and the small- q behavior of the charge structure factor $N(q)$ changes from linear to q^2 -like (not shown). Therefore, we consider that a superconductor-insulator transition takes place, and Ψ_Q^{SC} becomes insulating for $U > U_{SI}$. Actually, the parameter g exhibits a cusp, and Δ and μ drastically change at $U = U_{SI}$. The insulating behavior with $\Delta E \propto t^2/U$ is consistent with the aspect of t - J -type models [8, 9, 30].

When n deviates from half filling, the behavior of ΔE is no longer a transition, but becomes a crossover. The inset of Fig.3 shows a close-up of ΔE of the small- U region for $n = 0.88$. It is found that ΔE is very small for $U \lesssim 6.5t$ ($\sim 10^{-4}t$ at $U = 4t$), and behaves mildly

like a power-law function [31]. It is probable that due to this imperceptibly weak superconductivity, many QMC studies for $U/t = 2-4$ [10] overlooked signs of SC order. At $U \sim 6.5t$, an exponential-like rapid increase occurs which again originates in Ψ_Q^{SC} , and then ΔE reaches a maximum at $U = U_{\text{co}}$ as indicated by arrows in Fig.3 [32]. As we will explain shortly, the SC properties for $U > U_{\text{co}}$ qualitatively differ from those for $U < U_{\text{co}}$. For $U > U_{\text{co}}$, ΔE is nicely fitted by the form $\exp(-U/t)$ [or $\exp(-t/J)$], which means that the effective attractive interaction is $J = 4t^2/U$; a viewpoint from t - J -type models is justified. In this region, the SC state is fairly stable to considerably large U/t . As n decreases, the difference between the two regimes tends to be vague.

Before the SC properties, let us discuss the phase diagram. As shown in the inset of Fig.3, due to the sudden increase of ΔE^{AF} for $n < 1$, the stable phase switches from SC to AF, but the SC phase is retrieved at a larger value of U (Fig.3). The obtained phase diagram in the U/t - n plane is shown in Fig.4(a). The AF state is stabilized near half filling where the nesting condition is satisfied, and occupies the maximum range of n at $U \sim 6t$. If we use Ψ_G instead of Ψ_Q , the AF region becomes larger. This implies that the improvement by e^{-iS} is more effective on the SC state than on the AF state. We expect that the higher-order improvements enlarge the SC region.

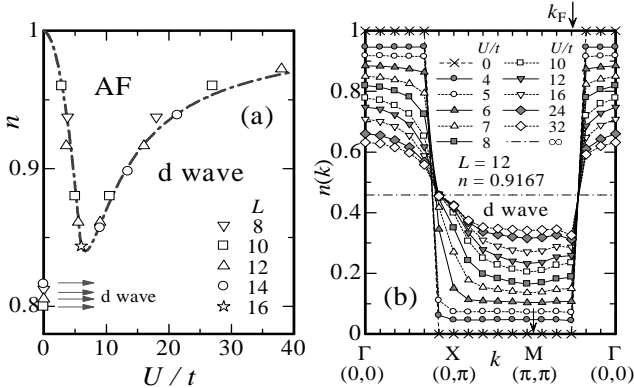


FIG. 4: (a) Phase diagram within Ψ_Q near half filling. The boundary for $U/t \lesssim 6$ is well fitted by $1 - n \propto (U/t)^2$, which looks similar to the result of a renormalization-group theory [13]. For systems with $n < 0.84$, the d wave is always stable for $U/t > 0$, as illustrated by gray arrows. (b) Momentum distribution $n(k)$ of the d-wave state. M point is indicated by an arrow.

We turn to the SC properties in Ψ_Q^{SC} . Figure 5 shows the difference of kinetic energy $\Delta E_t (= E_t^{\text{norm}} - E_t^{\text{SC}})$ and potential energy ΔE_U . Apparently, the mechanism of energy gain changes at $U \sim U_{\text{co}}$. For $U \lesssim U_{\text{co}}$, the energy gain is due to the lowering of E_U ($\Delta E_U > 0$), as in the BCS superconductors. Inversely, for $U \gtrsim U_{\text{co}}$, kinetic-energy gain occurs (E_t is lower in the SC state), agreeing with cuprates. This qualitative change is a crossover and

not a phase transition. These aspects do not depend on n qualitatively, although the magnitude of both ΔE_t and ΔE_U decreases, as n decreases. The lowering of E_t has been found also by a dynamical cluster approximation [33].

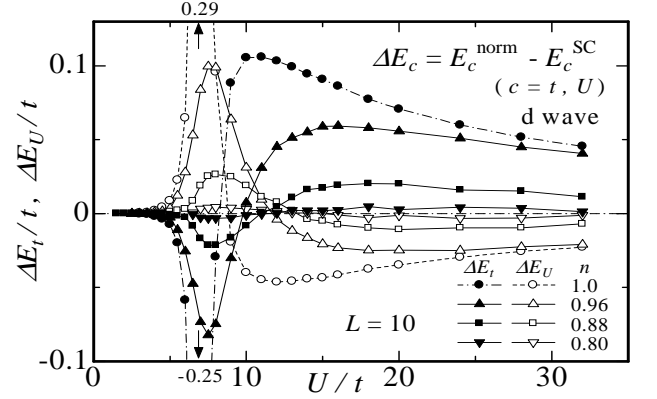


FIG. 5: Difference of kinetic and potential energies between the normal and SC states for several values of n . The absolute values tend to increase, as L increases (not shown).

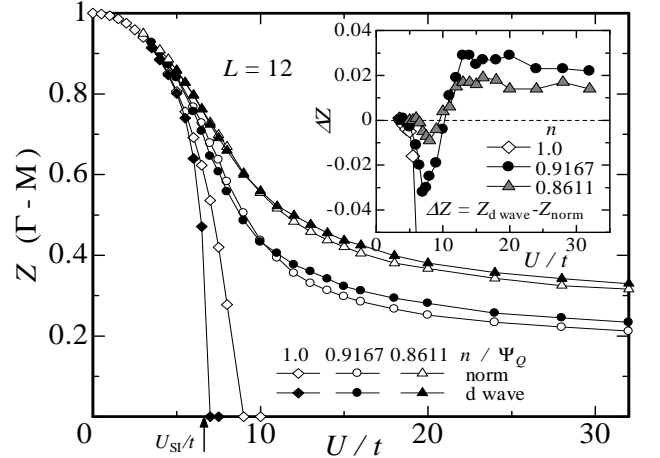


FIG. 6: Quasiparticle renormalization factor in the nodal direction for the normal (open) and the d-wave (solid) states. The inset shows the difference of Z between the normal and the d-wave states.

The momentum distribution function $n(k)$ gives another evidence for the crossover. Since there are nodes in the $d_{x^2-y^2}$ -wave state, $n(k)$ has a discontinuity at $k = k_F$ in the $y = \pm x$ (Γ -M) direction [Fig.4(b)]. The magnitude of this jump represents the renormalization factor Z , which is related to the inverse of the electron effective mass. The estimated Z for Ψ^{norm} and Ψ^{SC} are plotted in Fig.6. For $U \lesssim U_{\text{co}}$, the normal state has a larger value than the SC state, whereas this relation is reversed for $U \gtrsim U_{\text{co}}$ (see also inset). For $U > U_{\text{co}}$, electrons are hard to move (or heavy) in the normal state, hampered by the strong correlation. On the other hand, in the SC state,

the coherence somewhat relieves the suppressed mobility, and thus the energy gain occurs in E_t .

This kind of crossover from weak- to strong-coupling regimes is not restricted to the present case. The attractive Hubbard model exhibits similar behavior in the s-wave SC transition for any electron density [29]. Hence, the kinetic-energy-driven superconductivity arises, not because the model has repulsive interaction, but the interaction is strong enough. The VMC calculations for the t - J model showed that the exchange (hopping) energy is lowered (raised) in the $d_{x^2-y^2}$ -wave SC state (See Table I in ref.[9], and also [34]). Since the kinetic part of the Hubbard model induces the exchange term ($J = 4t^2/U$), the results of t - J -type models are compatible with the present results in the Hubbard model for $U \gtrsim U_{co}$.

The magnitude of condensation energy in our calculation is larger than that obtained experimentally [35]. We anticipate that further refinement on the wave functions, especially on Ψ^{norm} , leads to a better outcome.

In summary, we have studied the two-dimensional Hubbard model near half filling, based on evolved VMC calculations. It is shown that the $d_{x^2-y^2}$ -wave SC state is stabilized in the Hubbard model if the variational states are improved. Furthermore, we find a crossover at around $U_{co}/t = 11$ -13. For $U \lesssim U_{co}$, the SC state is similar to the conventional BCS state, but for $U \gtrsim U_{co}$, the SC transition is caused by lowering the kinetic energy. Recent experiments of $\sigma_1(\omega)$ for cuprates [2] accord with the characteristics of this strong-coupling region. Extended description will be given elsewhere [18].

The authors thank D.S. Hirashima for helpful comment. This work is partly supported by Grant-in-Aids from the Ministry of Education etc. of Japan, and by the Supercomputer Center, ISSP, University of Tokyo.

-
- [1] M. Tinkham: *Introduction to Superconductivity*, p. 57 (McGraw-Hill, 1975).
- [2] D.N. Basov *et al.* : Science **283**, 49 (1999); H.J.A. Molegraaf *et al.* : Science **295**, 2239 (2002).
- [3] P.F. Maldague: Phys. Rev. B **16**, 2437 (1977).
- [4] J.E. Hirsch: Physica C **199**, 305 (1992); P.W. Anderson: Science **268**, 1154 (1995); M. Imada and S. Onoda: *Open Problems in Strongly Correlated Electron Systems*, p. 69, ed. J. Bonca *et al.* (Kluwer Academic Pub., 2001).
- [5] G.V. Chester: Phys. Rev. **103**, 1693 (1956).
- [6] P.W. Anderson: Science **235**, 1196 (1987).
- [7] E. Dagotto *et al.* : Phys. Rev. B **49**, 3548 (1994).
- [8] H. Yokoyama and H. Shiba: J. Phys. Soc. Jpn. **57**, 2482 (1988); C. Gros: Ann. Phys. (N.Y.) **189**, 53 (1989).
- [9] H. Yokoyama and M. Ogata: J. Phys. Soc. Jpn. **65**, 3615 (1996).
- [10] A. Moreo: Phys. Rev. B **45**, 5059 (1992); N. Furukawa and M. Imada: J. Phys. Soc. Jpn. **61**, 3331 (1992); M. Guerrero, G. Ortiz and J.E. Gubernatis: Phys. Rev. B **59**, 1706 (1999).
- [11] D.J. Scalapino, E. Loh Jr. and J.E. Hirsch: Phys. Rev. B **34**, 8190 (1986); N.E. Bickers, D.J. Scalapino and R.T. Scalettar, Int. J. Mod. Phys. **B1**, 687 (1987); H. Shimahara and S. Takada, J. Phys. Soc. Jpn. **57**, 1044 (1988).
- [12] N.E. Bickers, D.J. Scalapino and S.R. White, Phys. Rev. Lett. **62**, 961 (1989).
- [13] C.J. Halboth and W. Metzner: Phys. Rev. B **61**, 7364 (2000).
- [14] D. Zanchi and H.J. Schulz: Phys. Rev. B **61**, 13609 (2000); N. Furukawa, T.M. Rice and N. Salmhofer: Phys. Rev. Lett. **81**, 3195 (1998).
- [15] T. Nomura and K. Yamada, J. Phys. Soc. Jpn. **72**, 2053 (2003); R. Hlubina: Phys. Rev. B **59**, 9600 (1999).
- [16] J. Kondo: J. Phys. Soc. Jpn. **70**, 808 (2002).
- [17] K. Yamaji *et al.* : Physica C **304**, 225 (1998).
- [18] in preparation.
- [19] H. Yokoyama and H. Shiba: J. Phys. Soc. Jpn. **56**, 1490 (1987).
- [20] M.C. Gutzwiller: Phys. Rev. Lett. **10**, 159 (1963).
- [21] C. Gros, R. Joynt and T. M. Rice, Phys. Rev. B **36**, 381 (1987); H. Yokoyama and M. Ogata: Phys. Rev. Lett. **67**, 3610 (1991).
- [22] T. A. Kaplan, P. Horsch and P. Fulde, Phys. Rev. Lett. **49**, 889 (1982); P. Fazekas, Physica Scripta T **29**, 125 (1989); H. Otsuka: J. Phys. Soc. Jpn. **61**, 1645 (1992).
- [23] H. Yokoyama and H. Shiba: J. Phys. Soc. Jpn. **59**, 3669 (1990).
- [24] A. B. Harris and R. V. Lange, Phys. Rev. **157**, 295 (1967).
- [25] For half filling, a symmetric projection between d_j and e_j , $Q_j^s = d_j \prod_{\tau} (1 - e_{j+\tau}) + e_j \prod_{\tau} (1 - d_{j+\tau})$, was introduced in ref.[23]. We use Q_j^s also in this work for $n = 1$, because Q_j^s is basically the same with Q_j^a for $n = 1$ and gives a better energy for large U/t than Q_j^a . For $n \neq 1$ and $U > 0$, Q_j^s does not work.
- [26] H. Yokoyama and H. Shiba: J. Phys. Soc. Jpn. **67**, 3582 (1987).
- [27] We calculated energies also for homogeneous and extended s waves. Since they do not reduce energy near half filling, here we concentrate on a $d_{x^2-y^2}$ wave.
- [28] C.J. Umrigar, K.G. Wilson and J.W. Wilkins: Phys. Rev. Lett. **60**, 1719 (1988); T. Giamarchi and C. Lhuillier: Phys. Rev. B **43**, 12943 (1991).
- [29] H. Yokoyama: Prog. Theor. Phys. **108**, 59 (2002), and in preparation.
- [30] A. Paramekanti, M. Randeria and N. Trivedi: Phys. Rev. Lett. **87**, 217002 (2001), and cond-mat/0305611.
- [31] For $U \rightarrow 0$, a perturbation study of the BCS function[16] reached the result, $\Delta \propto \exp(-t^2/U^2)$. Such a singular term should exist, but probably is dominant only for extremely small U . In fact, the energy reduction by $d_{x^2-y^2}$ -wave without a projection factor (literally BCS function) is, if any, of order $10^{-5}t$ for $U/t = 1$ ($0.8 \leq n \leq 1.0$).
- [32] The value of U_{co}/t is about 11 ($n = 0.97$), 12 (0.92) and 13 (0.86 and 0.81) for $L = 12$. Further improvement of Ψ will shift U_{co} to a somewhat smaller value.
- [33] T.A. Maier *et al.* : cond-mat/0211298.
- [34] D.J. Scalapino and S.R. White: Phys. Rev. B **58**, 8222 (1998); E. Demler and S.C. Zhang: Nature **396**, 733 (1998).
- [35] J.W. Loram *et al.* : Physica C **341-348**, 831 (2000).