

Population coding by globally coupled phase oscillators

Hiroya Nakao*

Department of Physics, Kyoto University, Kyoto 606-8502, Japan

(Dated: February 11, 2019)

A system of globally coupled phase oscillators subject to an external input is considered as a simple model for neuronal circuits coding an external stimulus. We quantify the information coding efficiency of our system in its asynchronous regime using Fisher information. The effect of coupling and noise on the Fisher information in the stationary state of the system is discussed. We also study the relaxation process of our system after presenting an external stimulus. The Fisher information is found to exhibit a large transient increase before the system relaxes to a final stationary state.

PACS numbers: 05.45.Xt, 84.35.+i

I. INTRODUCTION

Oscillatory activities of neurons are ubiquitous in the brain, and their physiological relevance has been discussed in a number of studies [1, 2, 3]. In modeling such activities of the cortical neurons, coupled oscillators have played important roles [4, 5, 6, 7], where global (all-to-all) coupling is often assumed for mathematical tractability. The prominent feature of globally coupled oscillators is complete synchronization [4, 8, 9], but it is known that the cortical neurons usually exhibit irregular firing [10]. Thus, it has also been discussed how coupled-oscillator models of neuronal populations can sustain asynchronous firing activity [5, 6, 7]. Note that, even if the neurons do not fire in strict synchrony with each other, their population density can still exhibit coherent oscillation.

It is generally considered that the information processing in the cortex is achieved through population coding, namely, collective representation of information by large numbers of neurons [11, 12, 13]. Regarding quantification of information coding efficiency of neuronal populations, a framework based on statistical estimation theory has been proposed and discussed. In this framework, an ensemble of probabilistic neurons that codes an external stimulus is assumed, and how precisely the given stimulus can be estimated by observing the firing rates of those neurons is quantified using Fisher information, which gives the accuracy of parameter estimation in statistical estimation theory [14, 15].

In this paper, instead of probabilistic neuron models, we introduce a simple coupled-oscillator model of a neuronal circuit that codes an external input in its asynchronous regime, and quantify its information coding efficiency using the statistical estimation framework. We especially focus our attention on the dynamical aspect of our model.

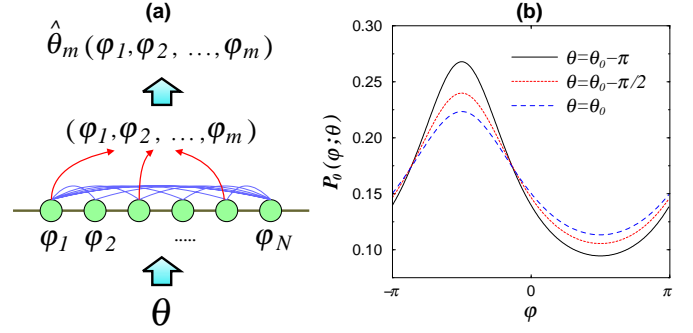


FIG. 1: (a) Population coding by globally coupled phase oscillators. Information coding efficiency of the system is quantified using Fisher information, which gives the accuracy of an estimator $\hat{\theta}_m(\varphi_1, \dots, \varphi_m)$ of the external input parameter θ from observed phase variables φ of the oscillators. (b) Stationary PDF $P_0(\varphi; \theta)$ for several values of the external parameter ($\theta = \theta_0 - \pi$, $\theta = \theta_0 - \pi/2$, and $\theta = \theta_0$). Other system parameters are fixed at $C = 0.5$, $\alpha = \pi/4$, and $D = 0$.

II. GLOBALLY COUPLED PHASE OSCILLATORS

We use a model of globally coupled phase oscillators that was previously studied by Golomb *et al.* [4] in great detail. We add a constant external input to their model, which is determined by a given external parameter θ . This θ is then coded by the non-uniform distribution of the oscillators in their asynchronous regime (Fig. 1). The system consists of N identical phase oscillators mutually interacting through their mean field, which obey the following Langevin equations:

$$\frac{d}{dt}\varphi_i(t) = f(\varphi_i(t)) - \frac{1}{N} \sum_{j=1}^N g(\varphi_j(t)) + \xi_i(t) + H(\theta), \quad (1)$$

for $i = 1, \dots, N$, where φ_i is the phase of the i -th oscillator, $f(\varphi) = A + \sin \varphi$ is the individual dynamics of an isolated oscillator, $g(\varphi) = C \sin(\varphi + \alpha)$ is the interaction between oscillators, and ξ_i is a Gaussian-white noise with zero mean, whose correlation function is given by $\langle \xi_i(t) \xi_j(t') \rangle = 2D \delta(t - t') \delta_{i,j}$. $H(\theta)$ is a θ -dependent constant external input common to all oscillators. Here A

*Electronic address: nakao@ton.scphys.kyoto-u.ac.jp

determines the dynamics of each oscillator, C the coupling strength, α the phase shift of coupling, and D the strength of noise. We assume the range of C to be $(-\infty, \infty)$, and the range of α to be $(0, \pi)$. We exclude two extreme values $\alpha = 0$ and $\alpha = \pi$, since the system becomes singular with these values [4].

When isolated, each oscillator exhibits both excitatory and self-oscillatory behavior depending on the value of A . Hereafter we assume A to be sufficiently larger than 1, so that each oscillator is self-oscillatory even in the presence of coupling, noise, and external input. In this self-oscillatory regime, the mean rotation rate (or “firing rate”) of the oscillator increases with A .

Through the external input $H(\theta)$, the distribution of phase φ of the oscillators depends on the external parameter θ . We hereafter assume the range of θ to be $[0, 2\pi]$ (“angle stimulus”) and use a functional form $H(\theta) = H_0 \cos(\theta - \theta_0)$, where H_0 gives the strength of the external input. This $H(\theta)$ roughly mimics the one-humped “tuning curve”, which represents the response of a neuron to the stimulus [11, 12, 13]. It reaches the maximum value at the “preferred stimulus” $\theta = \theta_0$. Since this external input $H(\theta)$ merely shifts the parameter A in the individual dynamics of the oscillator $f(\varphi) = A + \sin \varphi$, we include $H(\theta)$ in A hereafter and denote the effective value of A as $A(\theta) = A + H(\theta)$. When θ is close to θ_0 , $A(\theta)$ and hence the mean rotation rate of the oscillators increase.

Now, let us take the $N \rightarrow \infty$ limit and consider the probability density function (PDF) $P(\varphi, t; \theta)$ of phase φ . We identify $\varphi + 2k\pi$ (k is an integer number) with φ and restrict the value of φ in $[-\pi, \pi]$. The evolution equation of the PDF $P(\varphi, t; \theta)$ is given by [4, 8]

$$\frac{\partial}{\partial t} P(\varphi, t; \theta) = -\frac{\partial}{\partial \varphi} [\{A(\theta) - G(t; \theta) + \sin \varphi\} P(\varphi, t; \theta)] + D \frac{\partial^2}{\partial \varphi^2} P(\varphi, t; \theta), \quad (2)$$

where $G(t; \theta)$ is the “internal field”, which is defined as the coupling term averaged by the PDF $P(\varphi, t; \theta)$, i.e.,

$$G(t; \theta) = \int_{-\pi}^{\pi} P(\varphi, t; \theta) g(\varphi) d\varphi. \quad (3)$$

Periodic boundary conditions are assumed for P and $\partial P / \partial \varphi$ at $\varphi = \pm\pi$.

In the absence of noise ($D = 0$), the stationary PDF $P_0(\varphi; \theta)$ of Eq. (2) that corresponds to the self-oscillatory regime of the oscillators can easily be obtained as

$$P_0(\varphi; \theta) = \frac{[F(\theta)^2 - 1]^{\frac{1}{2}}}{2\pi} \frac{1}{F(\theta) + \sin \varphi}. \quad (4)$$

Here $F(\theta)$ is defined as $F(\theta) = A(\theta) - G_0(\theta)$, where $G_0(\theta)$ denotes the internal field in this stationary state. The value of $G_0(\theta)$, or equivalently the value of $F(\theta)$, is determined self-consistently so that $G_0(\theta)$ and $P_0(\varphi; \theta)$ satisfies Eq. (3). It is calculated as

$$F(\theta) = \frac{(1 - K)A(\theta) \pm \sqrt{K^2[A(\theta)^2 - (1 - 2K)]}}{1 - 2K}, \quad (5)$$

where we defined $K = C \cos \alpha$. Because the coupling parameters C and α appear only through this combination, this K gives the effective coupling strength in the absence of noise. When $C = 0$ or $\alpha = \pi/2$, the oscillators are uncoupled ($K = 0$), and we obtain a trivial solution $F(\theta) = A(\theta)$, i.e., $G_0(\theta) = 0$. The relevant solution that is continuously connected to this trivial solution is given by the negative branch when $0 < K < +\infty$, and by the positive branch when $K_c < K < 0$, where $K_c = \{1 - A(\theta)^2\}/2$ (< 0). When $K < K_c$, no stationary PDF exists that corresponds to the self-oscillatory regime.

Hereafter, we fix parameters A and H_0 at $A = 2.5$ and $H_0 = 0.5$. Figure 1(b) displays the stationary PDF of phase $P_0(\varphi; \theta)$ for several values of the external parameter θ . As we vary θ , the shape of $P_0(\varphi; \theta)$ varies correspondingly. In other words, the external parameter θ is coded by the stationary PDF in the asynchronous regime of our globally coupled phase oscillators.

Linear stability analysis of the stationary PDF $P_0(\varphi; \theta)$ with the above self-consistent $F(\theta)$ was performed by Golomb *et al.* [4]. According to their result, $P_0(\varphi; \theta)$ is at most neutrally stable in the noiseless case, and the stability condition is given by $C > 0$ when $0 < \alpha < \pi$. Let us assume $C > 0$ for the moment. When $0 < \alpha < \pi/2$, the negative branch of $F(\theta)$ is realized because $K > 0$. As we increase C , $F(\theta)$ also increases, and $P_0(\varphi; \theta)$ tends to be uniform. On the other hand, when $\pi/2 < \alpha < \pi$, the positive branch of $F(\theta)$ is realized because $K < 0$. As we increase C , $F(\theta)$ decreases, and the non-uniformity of $P_0(\varphi; \theta)$ is enhanced. However, as we increase C further, K eventually decreases below K_c , and the stationary

PDF corresponding to the self-oscillatory regime ceases to exist, and we are left with a δ -peaked stationary PDF corresponding to the fixed regime of the oscillators.

In the presence of noise ($D > 0$), the functional form of the stationary PDF becomes more complicated. However, we can still obtain it numerically. Additive noise tends to stabilize the asynchronous regime, and in some parameter region, the stationary PDF for $C < 0$, which is originally unstable without noise, is stabilized and becomes realizable.

III. FISHER INFORMATION

Let us quantify the information coding efficiency of our system using Fisher information. We consider the accuracy of estimating the parameter θ from m samples $\varphi_1, \dots, \varphi_m$ observed independently from the θ -dependent PDF $P(\varphi; \theta)$. According to the statistical estimation theory, the maximum likelihood estimator $\hat{\theta}_m(\varphi_1, \dots, \varphi_m)$, which is determined so as to maximize the likelihood

function $L(\theta; \varphi_1, \dots, \varphi_m) = \prod_{k=1}^m P(\varphi_k; \theta)$, weakly converges to a normal distribution with mean θ and variance $1/mJ(\theta)$ in the limit of large m . The quantity $J(\theta)$ in the denominator of the variance is the Fisher information, which is defined as

$$J(\theta) = \int_{-\pi}^{\pi} P(\varphi; \theta) \left[\frac{\partial}{\partial \theta} \log P(\varphi; \theta) \right]^2 d\varphi. \quad (6)$$

Under some regularity conditions, the maximum likelihood estimator is proven to be asymptotically optimal in the large m limit, in the sense that asymptotic variance of all other asymptotically normal estimators cannot be smaller than $1/mJ(\theta)$ [14]. Thus, the Fisher information $J(\theta)$ gives a lower bound to the error of parameter estimation, and it can be regarded as quantifying the information (actually parameter) coding efficiency of the system by its PDF. As can be seen from Eq. (6), $J(\theta)$ measures the mean “response” of the PDF $P(\varphi; \theta)$ to a slight change in parameter θ . When this response is large, the estimation error can be small.

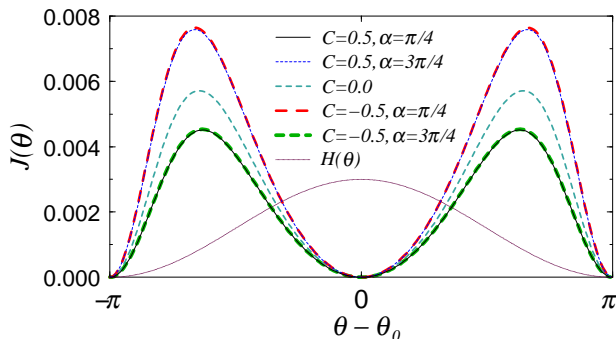


FIG. 2: Fisher information $J(\theta)$ obtained for uncoupled ($C = 0$) and coupled cases ($C = \pm 0.5$, $\alpha = \pi/4$ and $3\pi/4$). Cosine curve in the lower part is external input (“tuning curve”) $H(\theta)$ to the system (rescaled and shifted).

IV. STATIONARY STATE

We first consider information coding efficiency in the stationary state. In the absence of noise ($D = 0$), we can analytically calculate the Fisher information $J(\theta)$ from the self-consistent stationary PDF $P_0(\varphi; \theta)$ as

$$J(\theta) = \frac{1}{2} \left[\frac{\partial F(\theta)}{\partial \theta} \right]^2 \frac{1}{[F(\theta)^2 - 1]^2}. \quad (7)$$

Since $F(\theta)$ contains self-consistent internal field $G_0(\theta)$, $J(\theta)$ depends on the mutual coupling through this quantity. By substituting the explicit form of $F(\theta)$ [Eq. (5)] into this equation, we can express $J(\theta)$ in terms of $A(\theta) = A + H(\theta)$ and $K = C \cos \alpha$.

Figure 2 displays the Fisher information $J(\theta)$ obtained for uncoupled ($C = 0$) and coupled cases ($C = \pm 0.5$,

$\alpha = \pi/4$ and $3\pi/4$). $J(\theta)$ for the coupled cases are clearly different from the uncoupled case. Here, the curves for $C \geq 0$ are plotted simply using the above theoretical expression for the noiseless case. However, as we mentioned previously, the stationary PDF is unstable when $C < 0$, and the above theoretical result cannot be achieved in practice. Therefore, the curves for $C < 0$ are plotted using numerically obtained values in the presence of a small additive noise ($D = 0.05$), which is necessary to stabilize the PDF. At this level of noise strength, the numerically obtained values of $J(\theta)$ are nearly equal to the noiseless theoretical values. Because the effective coupling strength is $K = C \cos \alpha$ in the noiseless case, the curves for $C = 0.5, \alpha = \pi/4$ and $C = -0.5, \alpha = 3\pi/4$, and those for $C = 0.5, \alpha = 3\pi/4$ and $C = -0.5, \alpha = \pi/4$ are almost indistinguishable.

Since our external input $H(\theta)$ reaches its maximum at $\theta = \theta_0$, the effective parameter $A(\theta)$, and hence the mean rotation rate of the oscillators, are also maximized at this value. However, because $\theta = \theta_0$ is the extremum of $A(\theta)$, $\partial F / \partial \theta \propto \partial A / \partial \theta = 0$ holds, and $J(\theta)$ vanishes at this point. Thus, accurate parameter estimation is difficult around $\theta = \theta_0$. This fact has already been pointed out [11, 12, 13], which is interesting since it is against our rate-coding intuition.

In Fig. 3(a), the dependence of the mean Fisher information $J_A = (2\pi)^{-1} \int_0^{2\pi} J(\theta) d\theta$ on the coupling strength C is displayed. When $0 < \alpha < \pi/2$, J_A decreases as C is increased. This is because the self-consistent value of $F(\theta)$ increases with C , hence the stationary PDF tends to be uniform, and its dependence on the parameter θ becomes weaker. On the contrary, when $\pi/2 < \alpha < \pi$, J_A increases with C . This is because $F(\theta)$ decreases with C , thus the non-uniformity of the stationary PDF is enhanced, and it depends on θ more strongly. However, as explained previously, if C is increased further to a certain critical value, the stationary PDF corresponding to the self-oscillatory regime disappears.

Figure 3(b) displays the dependence of the mean Fisher information J_A on the noise strength D . J_A decreases as D is increased, because the additive noise tends to flatten the stationary PDF and weakens its dependence on θ . Thus, the additive noise generally decreases the information coding efficiency of the system. But the noise also plays another role. As we mentioned previously, the stationary PDF for $C < 0$ is unstable without noise, and the corresponding Fisher information cannot be attained in practice. However, by adding the weak noise, we can stabilize the PDF and attain larger Fisher information nearly equal to the noiseless value, as shown in Fig. 3(a). Thus, the noise is generally disturbing, but it sometimes helps the realization of larger information coding efficiency.

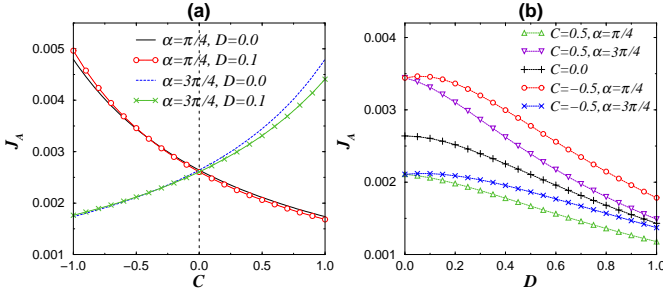


FIG. 3: (a) Dependence of mean Fisher information J_A on coupling strength C . When $C < 0$, noiseless curves ($D = 0$) are unstable, hence cannot be realized in practice. (b) Dependence of J_A on noise strength D . Decrease rate of J_A with D depends both on C and α (not only on K).

V. NON-STATIONARY STATE

Since our model is dynamical, we can treat not only its stationary state, but also its non-stationary state. Let us assume that the system is in its initial stationary state without any external input when $t < 0$. After time $t = 0$, we apply a constant external input $H(\theta)$ to the system and observe its relaxation to a new stationary state determined by the given parameter θ . By solving the evolution equation (2) of the PDF $P(\varphi, t; \theta)$ numerically, we can calculate the Fisher information $J(\theta, t)$ at any moment.

Figure 4(a) shows several snapshots of $J(\theta, t)$ during the relaxation process, and Fig. 4(b) shows temporal variation of the mean Fisher information $J_A(t) = (2\pi)^{-1} \int_0^{2\pi} J(\theta, t) d\theta$. Interestingly, slightly after the onset of the external input, $J(\theta, t)$ exhibits oscillatory functional shape that is considerably different from the previously obtained stationary functional shape, and then it gradually converges to the stationary shape. Correspondingly, after the onset of the external input, $J_A(t)$ rapidly increases from zero to a certain maximum value and then exhibits a large oscillatory relaxation to the new stationary value.

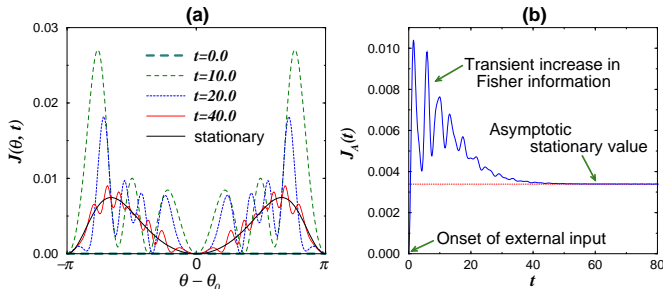


FIG. 4: (a) Snapshots of Fisher information $J(\theta, t)$ at several moments in the relaxation process slightly after onset of the external input. (b) Temporal variation of mean Fisher information $J_A(t)$ after the onset of the external input. The system parameters are $\alpha = 3\pi/4$, $C = 0.5$, and $D = 0.05$.

This reflects the fact that the dependence of the transient PDF $P(\varphi, t; \theta)$ on θ is much stronger than that of the stationary PDF $P_0(\varphi; \theta)$, which can be qualitatively understood as follows. When we apply a constant external input $H(\theta)$, the PDF undergoes oscillatory relaxation to the new stationary state, where the period of the oscillation is determined by the parameter θ . In this process, the discrepancy of two PDFs corresponding to two slightly different values of θ becomes much larger than that in the stationary state, through a mechanism essentially similar to the “beat” of sound waves. As a result, the Fisher information, which measures the mean response of the PDF to a slight change in the parameter, also increases remarkably and exhibits a transient increase in information coding efficiency.

VI. SUMMARY

We considered population coding of an external parameter in the asynchronous regime of globally coupled phase oscillators and quantified its information coding efficiency using Fisher information. The Fisher information depends on the mutual coupling through the self-consistent internal field of the oscillators. The additive noise generally reduces the Fisher information of the system, but in some cases, it stabilizes the originally unstable PDF and helps realize larger information coding efficiency. We found a substantial transient increase in Fisher information slightly after the onset of an external input, before the system relaxes to a new stationary state. This indicates that extracting the information stored in our system can be better achieved in the transient state than in the final stationary state. Though this result is obtained for a very simple model of information coding, the mechanism leading to such transient increase in Fisher information is generic. Thus, it may provide an interesting viewpoint on the role played by the transient dynamical behavior of the population of real cortical neurons, e.g. in interpreting the results of psychophysical experiments. A more detailed analysis of the present model and generalization to more realistic neuronal models will be reported elsewhere.

Acknowledgments

I am grateful to Y. Sakai, M. Hayashi, and Y. Tsubo for their useful comments and suggestions. I also thank S. Amari, M. Okada, H. Nakahara, A. Date, T. Aonishi, and the members of the RIKEN Brain Science Institute for their advice and support.

-
- [1] C. M. Gray and W. Singer, Proc. Natl. Acad. Sci. USA **86**, 1698 (1989); W. Singer and C. M. Gray, Ann. Rev. of Neurosci. **18**, 555 (1995).
 - [2] J.-y. Wu, L. Guan, and Y. Tsau, J. Neurosci. **19**, 5005 (1999).
 - [3] F. Varela, J.-P. Lachaux, E. Rodriguez, and J. Martinerie, Nature Rev. Neurosci. **2**, 229 (2001); E. Salinas and T. J. Sejnowski, Nature Rev. Neurosci. **2**, 539 (2001); A. K. Engel, P. Fries, and W. Singer, Nature Rev. Neurosci. **2**, 704 (2001).
 - [4] D. Golomb, D. Hansel, B. Shraiman, and H. Sompolinsky, Phys. Rev. A **45**, 3516 (1992).
 - [5] L. F. Abbott and C. van Vreeswijk, Phys. Rev. E **48**, 1483 (1993).
 - [6] W. Gerstner, Neural Comput. **12**, 43 (2000).
 - [7] D. Hansel and G. Mato, Phys. Rev. Lett. **86**, 4175 (2001); Neural Comput. **15**, 1 (2003).
 - [8] Y. Kuramoto, *Chemical Oscillations, Waves, and Turbulence* (Springer-Verlag, Berlin, 1984).
 - [9] A. Pikovsky, M. Rosenblum, and J. Kurths, *Synchronization* (Cambridge University Press, Cambridge, 2001).
 - [10] W. R. Softky and C. Koch, Neural Comput. **4**, 643 (1992); J. Neurosci. **13**, 334 (1993).
 - [11] M. A. Paradiso, Biol. Cybern. **58**, 35 (1988).
 - [12] H. S. Seung and H. Sompolinsky, Proc. Natl. Acad. Sci. USA **90**, 10749 (1993).
 - [13] L. Abbott and T. J. Sejnowski, eds., *Neural Codes and Distributed Representations: Foundations of Neural Computation* (MIT Press, Cambridge, 1999).
 - [14] E. L. Lehman, *Theory of Point Estimation* (Wiley, New York, 1983).
 - [15] T. M. Cover and J. A. Thomas, *Elements of Information Theory* (Wiley, New York, 1990).