

Intrinsic tunneling spectroscopy: A look from the inside at HTSC.

V.M.Krasnov

Department of Microtechnology and Nanoscience, Chalmers University of Technology, S-41296 Göteborg, Sweden
(November 2, 2018)

Layered structure of Bi-2212 high T_c superconductor (HTSC), provides a unique opportunity to probe quasiparticle density of states inside a bulk single crystal by means of intrinsic (interlayer) tunneling spectroscopy. Here I present a systematic study of intrinsic tunneling characteristics of Bi-2212 as a function of doping, temperature, magnetic field and intercalation. An improved resolution made it possible to simultaneously trace the superconducting gap (SG) and the normal state pseudo-gap (PG) in a close vicinity of T_c and to analyze closing of the PG at T^* . The obtained doping phase diagram exhibits a critical doping point for appearance of the PG and a characteristic crossing of the SG and the PG close to the optimal doping. All this points towards coexistence of two different and competing order parameters in Bi-2212.

Keywords: Interlayer tunneling, pseudo-gap, critical doping point

PACS numbers: 74.25.-q, 74.50.+r, 74.72.Hs, 74.80.Dm

I. INTRODUCTION

Existence of a pseudo-gap (PG) in the electronic density of states (DOS) of High T_c Superconductors (HTSC) at temperatures above the superconducting critical temperature, $T > T_c$ remains one of the main challenges for understanding the HTSC phenomenon. Theoretical explanations of the PG can be divided into superconducting or non-superconducting classes. A pre-formed pair scenario emphasizes that a (very) strong electron coupling interaction may cause formation of pre-formed electron pairs at T well above T_c , which undergo Bose-Einstein condensation at T_c , similar to a superfluid transition in a liquid He [1]. A precursor superconductivity scenario emphasizes the strength of phase fluctuations in HTSC due to a small coherence length, low density of charge carriers, quasi-2D structure and high temperature. Strong phase fluctuations can cause a destruction of macroscopic phase coherence at T well below the mean-field T_{c0} , by a mechanism similar to the Kosterlitz-Thouless transition [2]. The PG temperature, T^* is then associated with the mean-field T_{c0} , which is higher than a true T_c at which the macroscopic phase coherence is established. The amplitude fluctuations of the superconducting order parameter at T_c are supposed to be relatively small, in contrast to conventional low- T_c superconductors. Recently it was claimed that vortex-like excitations exist at T several times larger than T_c , supporting the phase-fluctuation scenario [3]. However, phase-fluctuation scenario alone puts more question marks than answers as it would need to explain the T_{c0} in the range of 1000 K in underdoped HTSC.

Alternatively, several non-superconducting scenarios of the PG were proposed. According to those the PG is associated with an additional order parameter, such as charge, spin [4] or d-density [5] waves, independent and competing with the superconducting order parameter. This idea is substantiated by a reasonable nesting

of the Fermi surface in HTSC. Finally, charge-spin ordering may cause formation of one-dimensional metallic stripes, which may be favorable for appearance of HTSC [6]. In this case three characteristic temperatures may exist: the temperature of stripe formation, T_{c0} at the stripe and the T_c at which the phase coherence between stripes is achieved.

Unfortunately, discrimination between those distinct scenarios is restricted by the lack of consensus in experimental data, obtained by different techniques. Various direct spectroscopic techniques provide conflicting results. For example, ARPES indicated that the energy gap (PG) vanishes at ~ 100 -110 K in optimally doped Bi-2212, i.e., ~ 15 K above T_c [7]; break junction technique reveals a significant temperature dependence of the gap at $T < T_c$ but does not show any PG at $T > T_c$ in optimally doped Bi-2212 [8]; while the surface tunneling shows literally no temperature dependence of the energy gap and persistence of the PG up to almost room temperature [9].

The present state of confusion requires further studies using advanced experimental techniques. One of those is an interlayer tunneling spectroscopy, which is unique in its ability to measure properties *inside* HTSC single crystals. This method is specific to strongly anisotropic HTSC, like $\text{Bi}_2\text{Sr}_2\text{CaCu}_2\text{O}_{8+\delta}$ (Bi-2212), in which mobile charge carriers are localized in double CuO_2 layers, while the transverse (c -axis) transport is due to interlayer tunneling [10,11]. Interlayer tunneling has become a powerful tool for studying both electron [12-14] and phonon [15] DOS of HTSC. It has several important advantages compared to surface tunneling techniques: (i) it probes bulk properties and is insensitive to surface deterioration or surface states; (ii) the current direction is well defined; (iii) the tunnel barrier is atomically perfect and has no extrinsic scattering centers; (iv) mesa structures are mechanically stable and can sustain high bias

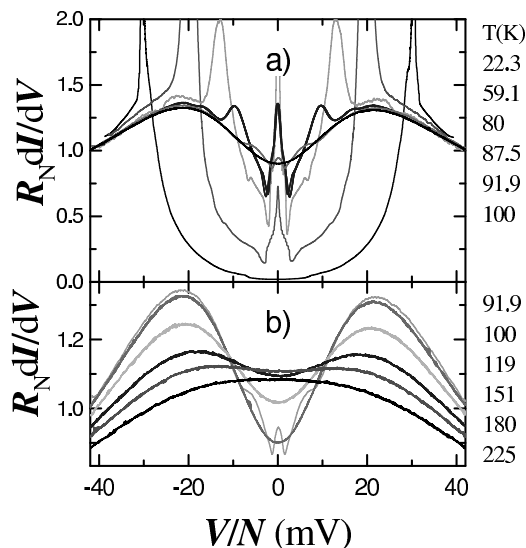


FIG. 1. $dI/dV(V)$ curves for a slightly OD sample $T_c = 93$ K: a) below and just above T_c , b) just below and above T_c .

in a wide range of temperatures (T) and magnetic fields (H).

Here I present a systematic study of intrinsic tunneling characteristics of Bi-2212 as a function of doping, temperature, magnetic field and intercalation. An improved resolution made it possible to simultaneously trace the superconducting gap (SG) and the normal state pseudogap (PG) in a close vicinity of T_c and to analyze closing of the PG at T^* . The obtained doping phase diagram exhibits a critical doping point for appearance of the PG and a characteristic crossing of the SG and the PG close to the optimal doping. This points towards coexistence of two different and competing order parameters in Bi-2212. Finally, numerical simulations of SIS tunneling characteristics in the perpendicular magnetic field are performed using a circular cell approximation. It is shown that a spatial non-uniformity due to presence of Abrikosov vortices may cause a divergence between experimentally measurable characteristics of the DOS. For example, the maximum in the spatial-averaged DOS, probed in SIN tunneling experiments, can have a qualitatively different magnetic field dependence than the maximum superconducting gap and can be considerably different from the peak in the differential conductance of the SIS junction.

II. TEMPERATURE AND DOPING DEPENDENCIES

Small ($2 - 5\mu\text{m}$ in the ab-plane) mesa structures were made on top of Bi-2212 single crystals by a microfabrication technique. Mesas typically contained 7-12 intrinsic Josephson junctions in series. Measurements were performed in a three probe configuration. A nonlinear contact resistance was approximately equal to the resistance

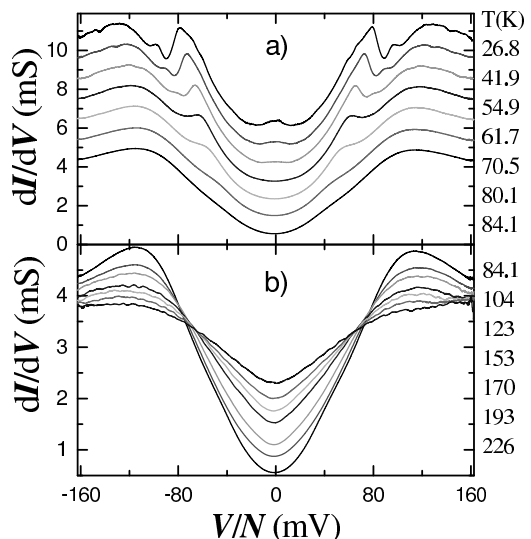


FIG. 2. dI/dV curves for the UD sample $T_c = 84.4$ K: a) below T_c (curves are shifted for clarity), b) above T_c

of one intrinsic junction, most probably caused by a suppression of superconductivity in the top CuO layer due to a proximity effect with the normal electrode and surface deterioration. For details of sample fabrication and measurements see Ref. [12]. Effect of self-heating in such small mesas was shown to be of a minor significance [16], thus contributing to an improved spectroscopic resolution.

In Figs. 1 and 2, experimental dI/dV curves for slightly overdoped (OD) and underdoped (UD) samples are shown. Below T_c a sharp peak, corresponding to the knee in IVC's, is seen. The peak voltage, V_{peak} , decreases as $T \rightarrow T_c$. Above T_c the peak disappears (therefore we associate the peak with the superconducting gap (SG)), but a distinctly different dip-and-hump structure remains, representing the persisting PG [12]. For OD samples, V_{peak} can be clearly traced up to T_c and $V_{peak} \rightarrow 0$ at T_c , see Figs. 1 a). At ~ 150 K, V_{hump} starts to decrease and vanishes at $T^* \sim 200$ K [18]. Interestingly, IVC's are nonlinear even above T^* , see Fig. 1 b). The $\sigma(V)$ curves have an inverted parabolic shape, which might indicate the presence of van-Hove singularity close to the Fermi level in slightly OD samples. The behaviour of the SG in UD samples at $T \rightarrow T_c$ is one of the most important and yet controversial issues [12,17]. For UD samples the peak is much weaker than for OD samples even at low T , cf. Figs. 1 a) and 2 a), and it rapidly smears out with increasing T .

Remarkably for the UD sample the hump is clearly observable at any T . Below T_c the PG hump and the SG peak coexist and shift simultaneously to higher voltages with decreasing T (for more details about doping and temperature dependence of the SG and PG see Ref. [18]). Furthermore, it is seen that $V_{peak}(T \ll T_c)$ is

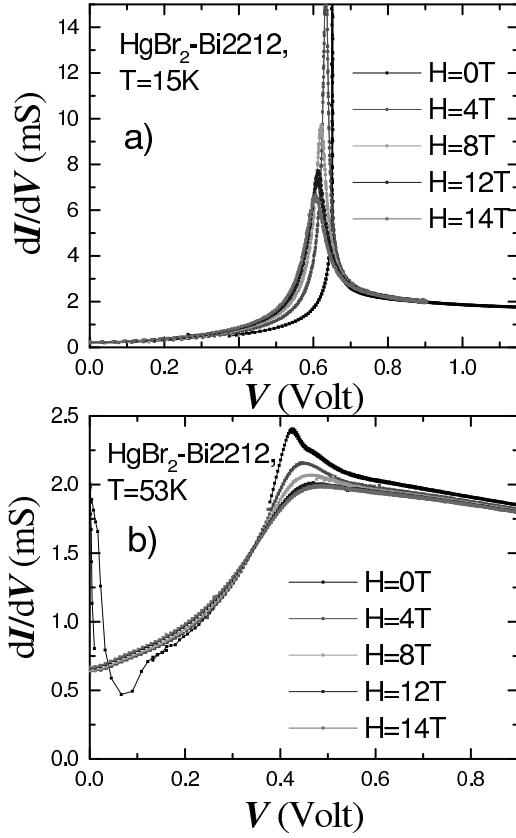


FIG. 3. dI/dV curves for an intercalated sample at different magnetic fields along the c -axis at a) $T = 15K$ and b) $T = 53K$

substantially larger than the hump voltage $V_{hump}(T_c)$ in the OD mesa (Fig.1), substantially smaller in the UD mesa (Fig.2), while they are approximately equal in optimally doped samples [12]. Therefore, at the doping phase diagram the Pseudo-gap line *crosses* the superconducting gap line near optimal doping and indicates the presence of the critical doping point on the overdoped side at $p \simeq 0.19$, as demonstrated in Ref. [18].

III. MAGNETIC FIELD DEPENDENCY

A response to magnetic field (H) provides a crucial test for the superconducting origin of the two gaps observed in intrinsic tunneling experiments [13]. Both T and H are depairing parameters and suppress superconductivity when exceeding T_c or the upper critical field H_{c2} , respectively. However, they have a possibility to act differently on the two gaps. Namely, unlike T , H may selectively affect the SG.

In Fig.3 magnetic field dependencies of dI/dV curves for an intercalated $HgBr_2$ - $Bi2212$ sample with $T_c \simeq 73K$ are shown at a) $T = 15K$ and b) $T = 53K$. Two effects should be recognized: (i) the zero bias conductance increases (negative magnetoresistance) roughly linearly

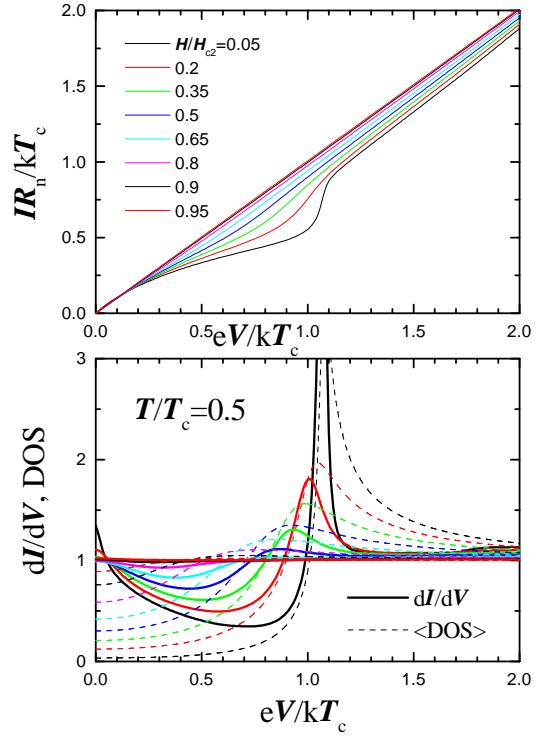


FIG. 4. Simulated magnetic field dependencies for a conventional s -wave SIS junction at $T = 0.5T_c$: a) IVC's, b) dI/dV - solid lines and spatially averaged density of states -dashed lines.

with field (see Ref. [13] for more details). This is typical for SIS junctions in which the linear increase of conductance with H is due to a linear increase of the amount of vortices in S -electrodes, see inset in Fig. 5. (ii) It is seen that at low T the superconducting peak in dI/dV is strongly suppressed and is shifted towards lower voltages with magnetic field. This is also typical for SIS junctions and is caused by a suppression of the maximum SG in the presence of the vortex lattice. At higher T the peak can be suppressed completely in 14 T (see Ref. [13]) and is shifted slightly outwards with field. Such behavior is somewhat less transparent, however is also fully consistent with the behavior of SIS junctions. Indeed numerical simulations clearly demonstrate that at elevated temperatures the peak in spatially averaged DOS is smeared out and moves outwards with field, see Fig. 18 in Ref. [19].

To get a deeper insight into the magnetic field dependence of the SIS junction, numerical simulations for a conventional SIS junction with s -wave order parameter has been performed within a circular cell approximation [20]. Results of simulation are shown in Figs. 4 and 5. In this model an explicit analytic solution for the DOS is available at $H_{c2} - H \ll H_{c2}$. As $H \rightarrow H_{c2}$ the superconducting order parameter $\Delta \rightarrow 0$, as seen in Fig. 5. On the contrary, the energy of the peak in spatially averaged DOS first saturates and then increases with H/H_{c2} [20]. As shown in Fig. 5, even at very low T SIN tunneling,

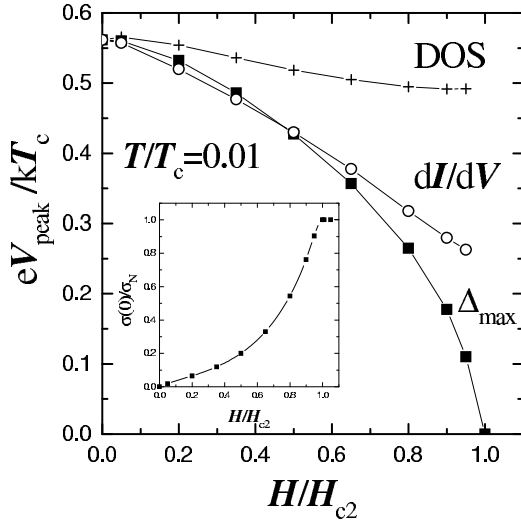


FIG. 5. Simulated magnetic field dependencies of the peak in spatially averaged DOS (crosses), peak in dI/dV of an SIS junction (circles), and maximum superconducting order parameter Δ_{max} at $T = 0.01T_c$. Inset shows magnetic field dependence of the zero bias conductance.

which senses the spatially averaged DOS, does not provide clear information about the superconducting gap. The peak in SIS tunneling characteristics follows much closer the superconducting gap, however even SIS fails to provide clear information at $H \rightarrow H_{c2}$. This has to be taken into account when analyzing experimental data in strong magnetic fields, obtained by different experimental techniques.

In conclusion, temperature [12], magnetic field [13] and doping [18] dependent intrinsic tunneling spectroscopy provides strong evidence for independent and competing origins of the superconductivity and the pseudo-gap phenomenon in HTSC. This is supported by observation of (i) coexistence of the pseudo-gap and the superconducting gap at $T < T_c$; (ii) correlated temperature dependence of the PG hump and the SG peak at $T < T_c$; (iii) closing the SG at $T \rightarrow T_c$ and $H \rightarrow H_{c2}$; (iv) different magnetic field dependence of the SG and the PG;

(v) crossing of the SG and the PG at the doping phase diagram and indication for the existence of the critical doping point.

Acknowledgements. Financial support from the Swedish Research Council (VR 621-2001-3236) and Knut and Alice Wallenberg foundation are gratefully acknowledged. I am grateful to A.Golubov for an assistance in numerical simulations.

-
- [1] A.S.Alexandrov, Phys.Rev. B 61 (2000) 12315, Q.Chen, et al., Phys.Rev.B 63 (2001) 184519
 - [2] E.W.Carlson, et al., Phys.Rev.Lett. 83 (1999) 612; A.K.Nguyen, and A.Sudbø, Phys.Rev.B 60 (1999) 15307
 - [3] Y.Wang, et al., Phys.Rev.B 64 (2001) 224519; I.Iguchi, et al., Physica C 367 (2002) 9
 - [4] A.M.Gabovich, et al., Supercond. Sci.Technol. 14 (2001) R1
 - [5] S.Chakravarty, et al., Phys.Rev.B 63 (2001) 094503
 - [6] E.W.Carlson, et al., Phys. Rev. B 62 (2000) 3422
 - [7] A.V.Fedorov, et al., Phys. Rev. Lett. 82 (1999) 2179
 - [8] N.Miyakawa, et al., Phys. Rev. Lett. 80 (1998) 157
 - [9] Ch.Renner, et al., Phys. Rev. Lett. 80 (1998) 149
 - [10] R.Kleiner, et al., Phys.Rev.Lett. 68 (1992) 2394
 - [11] V.M.Krasnov, et al., Phys.Rev.B 59 (1999) 8463
 - [12] V.M.Krasnov, et al., Phys.Rev.Lett. 84 (2000) 5860
 - [13] V.M.Krasnov, et al., Phys.Rev.Lett. 86 (2001) 2657
 - [14] M.Suzuki and T.Watanabe, Phys.Rev.Lett. **85**, 4787 (2000)
 - [15] K.Schlenga, et al., Phys.Rev.B 57 (1998) 14518
 - [16] V.M.Krasnov, et al., J.Appl.Phys. 89 (2001) 5578; *ibid.*, 93 (2003) 1329; V.M.Krasnov, Physica C 372-376 (2002) 103
 - [17] M.Kugler, et al., Phys.Rev.Lett. 86 (2001) 4911
 - [18] V.M.Krasnov, Phys.Rev.B 65 (2002) 140504(R)
 - [19] M.Ichioka, et al., Phys.Rev.B 59 (1999) 8902
 - [20] A.A.Golubov and M.Yu.Kupriyanov, J.Low Temp.Phys. 70 (1988) 83