

Anomalous specific heat of $\text{Na}_x\text{CoO}_2 \cdot y\text{H}_2\text{O}$: implications for a novel superconductor

H. D. Yang¹, J.-Y. Lin², C. P. Sun¹, Y. C. Kang¹, and K. Takada³, T. Sasaki³, H. Sakurai⁴ and E. Takayama-Muromachi⁴

¹*Department of Physics, National Sun Yat Sen University, Kaohsiung 804, Taiwan, R.O.C.*

²*Institute of Physics, National Chiao Tung University, Hsinchu 300, Taiwan, R.O.C.*

³*Soft Chemistry Research Group, Advanced Materials Laboratory, National Institute for Materials Science, 1-1 Namiki, Tsukuba, Ibaraki 305-0044, JAPAN*

⁴*Superconducting Materials Center, National Institute for Materials Science
1-1 Namiki, Tsukuba, Ibaraki 305-0044, Japan*

Comprehensive magnetic field (H) dependence of the low-temperature specific heat $C(T, H)$ in $\text{Na}_x\text{CoO}_2 \cdot y\text{H}_2\text{O}$ is presented. At $H=0$, a very sharp anomaly was observed at $T=4.7$ K indicating the existence of bulk superconductivity. There exists the T^2 term in $C(T, H=0)$ in the superconducting state manifesting the line nodal superconducting order parameter. The superconducting volume fraction is estimated to be 26.6 % based on the consideration of entropy conservation at T_c for the second-order superconducting phase transition. However, the violation of entropy conservation at T_c was observed for the superconducting transition in H . Possible scenarios such as the multiple phase transitions in the mixed state and superconductivity with the magnetic correlation are discussed.

PACS numbers: 74.25.Bt; 74.25.Jb; 74.25.Op; 74.70-b

The newly reported superconductivity in $\text{Na}_x\text{CoO}_2 \cdot y\text{H}_2\text{O}$ with $T_c \leq 5$ K [1,2] generates new excitement in condensed matter community. Though its T_c is much lower than that of cuprate superconductors, $\text{Na}_x\text{CoO}_2 \cdot y\text{H}_2\text{O}$ has stimulated broad interest with several reasons. The parent compound Na_xCoO_2 has been known to be a strongly correlated system [3,4] with the triangular CoO_2 two-dimensional (2D) sublattice. The system could be considered as an electron-doped Mott insulator through sodium doping. Similar to the importance of the strong 2D character in high- T_c cuprates, the large separation of the CoO_2 layers by the intercalation of H_2O molecules seems to be

essential for inducing the superconductivity in $\text{Na}_x\text{CoO}_2 \cdot y\text{H}_2\text{O}$. This model is consistent with the recent negative hydrostatic pressure effects on the T_c of the present material [5]. Consequently, the theoretical interest is straightforward and obvious. Elucidation of the superconducting mechanism in cuprate superconductors could be improved by studying this similar system. On the other hand, with the triangular CoO_2 planes rather than the nearly square CuO_2 planes, there possibly exists new superconductivity and an alternative to reach high- T_c . Theoretical models with unconventional superconductivity have been proposed [6-8]. However, the fundamentals of $\text{Na}_x\text{CoO}_2 \cdot y\text{H}_2\text{O}$

are far from being experimentally established at this moment. For example, several reports of NMR and NQR experiments have reached different conclusions on the order parameter symmetry [9-12]. The specific heat (C) technique can probe the bulk properties of the samples and has been proven to be a powerful tool to investigate the pairing state of novel superconductors such as high- T_c cuprates [13-16], MgB_2 [17,18], and MgCNi_3 [19]. $C(T, H)$ also provides the information about the quasiparticle excitation associated with the vortex state. In this Letter, we present the comprehensive low-temperature specific heat studies of $\text{Na}_x\text{CoO}_2 \cdot y\text{H}_2\text{O}$. The results imply an unconventional pairing symmetry in $\text{Na}_x\text{CoO}_2 \cdot y\text{H}_2\text{O}$. In magnetic fields H , a striking violation of entropy conservation at T_c is reported.

Polycrystalline $\text{Na}_x\text{CoO}_2 \cdot y\text{H}_2\text{O}$ powder was prepared and characterized as described in [1]. The composition was determined to be $x=0.35$ and $y=1.3$. Thermodynamic T_c determined from $C(T)$ is 4.7 K (see below) consistent with that from the magnetization measurements [1]. $C(T)$ was measured using a ^3He thermal relaxation calorimeter from 0.6 K to 10 K in magnetic fields H up to 8 T. Detailed description of the measurements can be found in [18]. The powder was cold pressed into pellets with the pressure about 1.6×10^4 nt cm^{-2} for C measurements. The samples had been exposed to air of more than 50% humidity for about 15 minutes or less during the procedure before being cooled down to low temperatures in helium gas environment. Since the pellets were cold pressed rather than hot pressed, extra caution was taken on the thermal conductivity of

the sample. Only pellets thinner than 0.5 mm were used in C measurements. The background contribution (from the addendum plus grease) was separately measured and subtracted from the data. One of the samples was measured two days after the first run of the specific heat measurements. Both runs rendered identical $C(T)$ within the apparatus resolution limit, indicating the well stability of the samples in liquid helium temperature.

The data of $C(T, H=0)$ for one sample are shown as C/T vs. T^2 in Fig. 1. A pronounced peak of $C(T)/T$ manifests the bulk phase transition occurring at $T_c=4.7$ K in $\text{Na}_x\text{CoO}_2 \cdot y\text{H}_2\text{O}$. Indeed, C/T does not extrapolate to zero as T approaches zero, which suggests that only a portion of the sample undergoes the superconducting phase transition. However, the peak is as sharp as those observed in many other well identified superconductors [17-20]. Therefore, the existence of a well separated superconducting portion in the sample rather than a broad spread in T_c can be taken as a plausible assumption. If the peak in C/T is due to the superconducting transition, integration of $\delta C_e/T \equiv C(T, H=0)/T - C_n/T$ from $T=0$ to T_c should be zero owing to the requirement of entropy conservation. Here C_n is the normal state specific heat and can be written as $C_n(T) = \kappa_n T + C_{\text{lattice}}$, where $C_{\text{lattice}} = ST^3 + DT^5$ represents the phonon contribution. Naively, one may try to obtain C_n by fitting the data above T_c . A more elaborate analysis is to take the conservation of entropy into consideration and thus naturally includes the low temperature C_n below T_c , which was not directly measured due to large H_{c2} in this sample. This further analysis results in $\kappa_n = 14.89$ mJ/mol K^2 , $S = 0.110$ mJ/mol

K^4 (the Debye temperature $\Theta_D=503$ K) and $D=6.89 \times 10^{-4}$ mJ/mol K^6 , shown as the solid curve in Fig. 1. The entropy balance is achieved as shown in the inset of Fig. 1. It is noted that failing to include the $\mathcal{U}T^5$ term would lead to severe entropy imbalance as in some of other related works [21-25].

Fruitful information of the superconductivity in $\text{Na}_x\text{CoO}_2 \cdot y\text{H}_2\text{O}$ can be deduced from $\delta C_e(T)/T$ shown in Fig. 2. First, $\delta C_e(T)/T$ below $T=2$ K is linear with respect to T . This behavior strongly suggests an rT^2 term (r is a constant) in the electronic specific heat C_e below T_c . This rT^2 term is a manifestation of the nodal lines in the superconducting order parameter. To further check the existence of an rT^2 term, $C(T)$ of another sample was measured down to 0.6 K at $H=0$. As seen in the inset of Fig. 2, the nearly identical $\delta C_e(T)/T$ deduced from two different samples warrants the measurements and analysis in the present paper. The overall data of $\delta C_e(T)/T$ in the inset of Fig. 2 *follow the linear T dependence down to the lowest measurement temperature*. Consequently, the rT^2 term seems to be robust and is sample independent. This observation is in sharp contrast with the T^3 dependence reported in Ref. [21]. Linear fit between 1 K and 2 K (the dashed line in Fig. 2) leads to $\delta C_e(T=0)/T=-3.96$ mJ/mol K^2 . The specific-heat jump $(\Delta C/T_c)_{\text{ob}}=7.79$ mJ/mol K^2 at T_c is determined by the entropy balance near T_c as shown in Fig. 2. However, the corresponding value of χ_n should be appropriately taken as 3.96 mJ/mol K^2 , which is from the carriers participating the superconducting transition, rather than 14.89 mJ/mol K^2 which includes additional contribution from the nonsuperconducting part.

Therefore, the *normalized* dimensionless specific-heat jump $\Delta C/\chi_n T_c=1.96$. In BCS weak-coupling limit, $\Delta C/\chi_n T_c=1.43$ and ~ 1 respectively for the superconductivity of isotropic s -wave and of the order parameter with line nodes [26]. Therefore, the observation of the rT^2 term together with the value of $\Delta C/\chi_n T_c$ implies that $\text{Na}_x\text{CoO}_2 \cdot y\text{H}_2\text{O}$ is likely a strong-coupling superconductor with nodal lines in the order parameter. This strong coupling is also consistent with the large mass enhancement resulting from the comparison between the observed χ_n and the density of states of the band calculations [23,27]. By the similar analysis as above, the volume fraction of the superconducting portion is estimated by $(-\delta C_e(T=0)/T)/\chi_n=3.96/14.89=26.6\%$. This number is consistent with that from the magnetization measurements, by which up to 20% of superconducting fraction was estimated [1,28]. Moreover, it is of interest to briefly discuss the value of r . The estimated coefficient $r \approx \chi_n/T_c$, with a prefactor of order 1 depending on the details of the Fermi surface. For $\text{Na}_x\text{CoO}_2 \cdot y\text{H}_2\text{O}$, the observed $r=1.02$ mJ/mol K^3 (from the slop of the dashed line in Fig. 2) is in good accord with the estimated $r \approx 3.96/4.7=0.85$ mJ/mol K^3 . Similar agreement was also observed in other line nodal superconductors $\text{La}_{1.78}\text{Sr}_{0.22}\text{CuO}_4$ and Sr_2RuO_4 [14,26].

$C(T,H)/T$ in magnetic fields reveals unconventional properties as seen in Fig. 3. Although H seems to strongly suppress the anomaly peak, $T_c(H)$ actually decreases with H rather slowly as shown in Fig. 4. Apparently, this slow decrease in $T_c(H)$ implies an H_{c2} probably higher than 50 T. For a superconductor with $T_c=4.7$ K, such a high H_{c2} is certainly unusual.

This intriguing H dependence of T_c is actually consistent with the results of the magnetization measurements in Refs. [1,28]. There is a change of the slope in the T_c - H curve at $H \sim 1$ T, suggesting that a H -induced phase transition (probably from the nodal to s -wave symmetry) occurs at high H . At low temperatures, it is noted that $C(T, H)/T$ first increases with increasing H and then decreases for $H > 4$ T. This nonmonotonic behavior is likely due to the $C_{\text{Schottky}}(g \sim H/k_B T)$ contribution from the Schottky anomaly. Furthermore, at least some of the contribution in the broad anomaly in C/T at $H \sim 8$ T is from the Schottky anomaly as by the following analysis. This Schottky term is also partially responsible for the extra C/T contribution in H above $T_c = 4.7$ K as shown in Fig. 3. To elucidate the contribution from $C_{\text{Schottky}}(g \sim H/k_B T)$, one can phenomenologically fit $C(T, H)/T$ for $H > 0.2$ T in Fig. 3 by $C(T, H) = \chi(H)T + S/H^3 + C_{\text{Schottky}}(g \sim H/k_B T)$ below 2.3 K. (This temperature range is chosen to avoid the contribution from the superconducting anomaly.) Here H is the applied field. It appears that the internal field effect is negligible since no upturn in C/T was observed down to the lowest temperature in the measurements at $H = 0$. The fit leads to an estimated concentration $\sim 10^{-3}$ of the paramagnetic impurity, not too surprising in a cobalt oxide.

If the superconductivity is a second order phase transition, thermodynamics requires

$$\frac{d}{dH} \int_0^{T_c} \frac{C_e(H, T)}{T} = 0. \quad (1)$$

as approximately observed in many superconductors [17-20]. However, as shown in Fig. 5, this conservation law is *obviously violated*. In Fig. 5, $\delta C_e/T$ with

$\delta C_e \equiv C(T, H) - C_n - C_{\text{Schottky}}(g \sim H/k_B T)$ is depicted. It can be clearly seen that the violation of Eq. (1) originated from the strong suppression of the peak in C/T by H , together with a relatively slow increase in the quasiparticle contribution at low temperatures. A closer look at the data in Fig. 5 suggests that Eq. (1) is probably observed between $H = 0$ to 0.5 T, while not at higher H . This suggests that another phase transition sets in between $H = 0.5$ T and 1 T as supported by the above discussions on the results in Fig 4. Below $H = 1$ T, the conservation of entropy manifest a superconductivity mainly controlled by the second order phase transition. Above 1 T, with the Clausius-Clapeyron equation $S_s = S_n + \gamma_0 H_{c2}(T)(dH_{c2}/dT)$, the entropy imbalance can be explained if the two order parameters have different slope in $H_{c2}(T)$ as shown by the dashed lines in Fig. 4 [29]. A melting transition between the vortex solid and the liquid phase could lead to a further violation of Eq.(1) at high H .

Therefore, the violation of the entropy conservation in H demonstrates that the simple picture of a single-phase superconducting transition does not work in the case of $\text{Na}_x\text{CoO}_2 \cdot y\text{H}_2\text{O}$. Probably, a more complicated model of the either multiple order parameter or an induced new order parameter at low temperatures by H could explain the puzzles. Moreover, if there is the paramagnetic Meissner effect, an additional term $\Delta F = -\mathbf{M} \cdot d\mathbf{B}$ would be added into the free energy and then Eq. (1) could be violated. Since the superconductivity in $\text{Na}_x\text{CoO}_2 \cdot y\text{H}_2\text{O}$ is speculated to have strong magnetic correlation, it is also likely that the strong ferromagnetic or antiferromagnetic fluctuations are involved in the novel magnetic

properties of $\text{Na}_x\text{CoO}_2 \cdot y\text{H}_2\text{O}$. In principle, the difficulties raised by Fig. 5 may serve as a pivotal hint that we are seeing a new kind of superconductivity.

We are grateful to C. Y. Mou and T. K. Lee for indispensable discussions. Experimental help from L. S. Chao is appreciated. This work was supported by National Science Council, Taiwan, Republic of China under contract Nos. NSC92-2112-M-110-017 and NSC92-2112-M-009-032.

References

- [1] K. Takada, H. Sakurai, E. Takayama-Muromachi, F. Izumi, R. A. Dilanian, and T. Sasaki, *Nature* **422**, 53 (2003).
- [2] R. E. Schaak, T. Klimczuk, M. K. Foo, and R. J. Cava, *Nature* **424**, 527 (2003).
- [3] I. Terasaki, Y. Sasago, and K. Uchinokura, *Phys. Rev. B* **56**, R12685 (1997).
- [4] Y. Wang, N. S. Ragodo, R. J. Cava, and N. P. Ong, *Nature* **423**, 425 (2003).
- [5] B. Lorenz, J. Cmaidalka, R. L. Meng, and C. W. Chu, *Phys. Rev. B* **68**, 132504 (2003).
- [6] G. Baskaran, *Phys. Rev. Lett.* **97**, 97003 (2003).
- [7] Q.-H. Wang, D. -H. Lee, and P. A. Lee, *cond-mat/0304377*.
- [8] A. Tanaka and X. Hu, *cond-mat/0304409*.
- [9] Y. Kobayashi, M. Yokoi, and M. Sato, *cond-mat/0305649*; *cond-mat/0306264*.
- [10] T. Waki, C. Michika, M. Kato, K. Yoshimura, K. Takada, H. Sakurai, E. Takayama-Muromachi, and T. Sasaki, *cond-mat/0306036*.
- [11] T. Fujimoto, G. Q. Zhang, Y. Kitaoka, R. L. Meng, J. Cmaidalka, C. W. Chu, *cond-mat/0307127*.
- [12] K. Ishida, Y. Ihara, Y. Maeno, C. Michioka, M. Kato, K. Yoshimura, K. Takada, T. Sasaki, H. Sakurai, and E. Takayama-Muromachi, *cond-mat/0308506*.
- [13] K. A. Moler, D. L. Sisson, J. S. Urbach, M. R. Beasley, and A. Kapitulnik, *Phys. Rev. B* **55**, 3954 (1997).
- [14] S. J. Chen, C. F. Chang, H. L. Tsay, H. D. Yang, and J.-Y. Lin, *Phys. Rev. B* **58**, R14 753 (1998).
- [15] B. Revaz, J.-Y. Genoud, A. Junod, A. Erb, and E. Walker, *Phys. Rev. Lett.* **80**, 3364 (1998).
- [16] D. A. Wright, J. P. Emerson, B. F. Woodfield, J. E. Golden, R. A. Fisher, and N. E. Phillips, *Phys. Rev. Lett.* **82**, 1550 (1999).
- [17] F. Bouquet, R. A. Fisher, N. E. Phillips, D. G. Hinks, and J. D. Jorgensen, *Phys. Rev. Lett.* **87**, 047001 (2001).
- [18] H. D. Yang, J.-Y. Lin, H. H. Li, F. H. Hsu, C.-J. Liu, S.-C. Li, R.-C. Yu and C.-Q. Jin, *Phys. Rev. Lett.* **87**, 167003 (2001).
- [19] J.-Y. Lin, P. L. Ho, H. L. Huang, P. H. Lin, Y. -L. Zhang, R. -C. Yu, C. -Q. Jin, and H. D. Yang, *Phys. Rev. B* **67**, 52501 (2003).
- [20] H. D. Yang and J.-Y. Lin, *J. Phys. Chem. Solid.* **62**, 1861 (2001).
- [21] G. Cao, C. Feng, Y. Xu, W. Lu, J. Shen, M. Fang, and Z. Xu, *cond-mat/0305503*.
- [22] R. Jin, B. C. Sales, P. Khalifah, and D. Mandrus, *cond-mat/0306066*.
- [23] F. C. Chou, J. H. Cho, P. A. Lee, E. T. Abel, K. Matan, and Y. S. Lee, *cond-mat/0306659*.
- [24] B. G. Ueland, P. Schiffer, R. E. Schaak, M.

- L. Foo, V. L. Miller, and R. J. Cava, cond-mat/0307106.
- [25] B. Lorenz, J. Cmaidalka, R. L. Meng, and C. W. Chu, cond-mat/0308143.
- [26] S. Nishizaki, Y. Maeno, and Z. Mao, J. Phys. Soc. Jpn. **69**, 572 (2000).
- [27] D. J. Singh, Phys. Rev. B **61**, 13397 (2000); cond-mat/0304532.
- [28] H. Sakurai, K. Takada, S. Yoshii, T. Sasaki, K. Kindo, and E. Takayama-Muromachi, cond-mat/0304503; H. Sakurai, unpublished.
- [29] C. Y. Mou, private communication.

Figure captions

Fig. 1. C/T vs. T^2 for $\text{Na}_4\text{CoO}_2 \cdot \text{H}_2\text{O}$. The solid curve represents the normal state $C_n/T = \chi_n + S T^2 + U T^4$. Inset: entropy difference ΔS by integration of $\delta C_e(T)/T$ according to the data above 1 K and the dashed line shown in Fig. 2 below 1 K.

Fig. 2. $\delta C_e/T \equiv C(H=0)/T - C_n/T$ vs. T for $\text{Na}_4\text{CoO}_2 \cdot \text{H}_2\text{O}$. The dashed line shown in both the main figure and in the inset represents the linear fit of the solid circle data between 1 and 2 K. Inset: $\delta C_e/T$ of two samples at low temperatures clearly showing the linear T dependence. Open circle data measured down to 0.6 K are from another sample.

Fig. 3. C/T vs. T^2 for $\text{Na}_4\text{CoO}_2 \cdot \text{H}_2\text{O}$ in magnetic fields H . For clarity, only data at selected fields are shown.

Fig. 4. $T_c(H)$ thermodynamically determined from $C(T, H)$. The dashed lines are guides to eyes.

Fig. 5. The electronic contribution $\delta C_e/T$ vs. T with $\delta C_e \equiv C(T, H) - C_n - C_{\text{Schottky}}(g \sim H/k_B T)$ vs. T . Entropy is not conserved at T_c when a high field is applied.

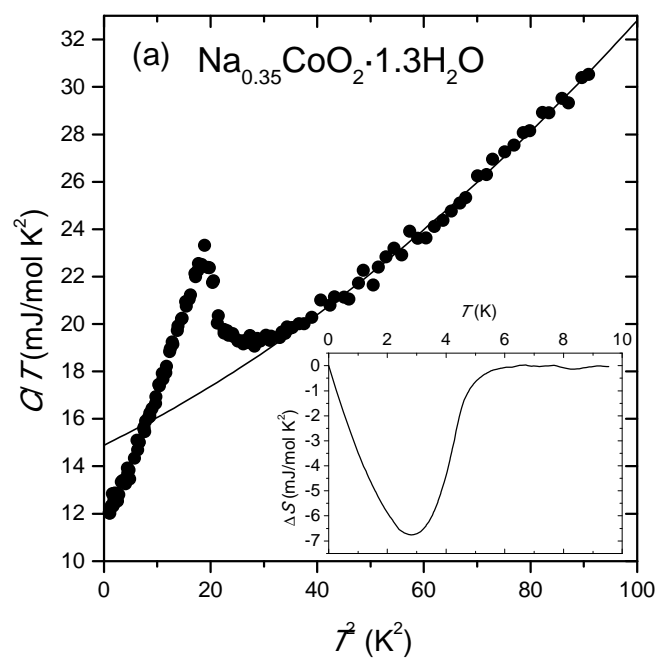


Fig. 1 Yang et al.

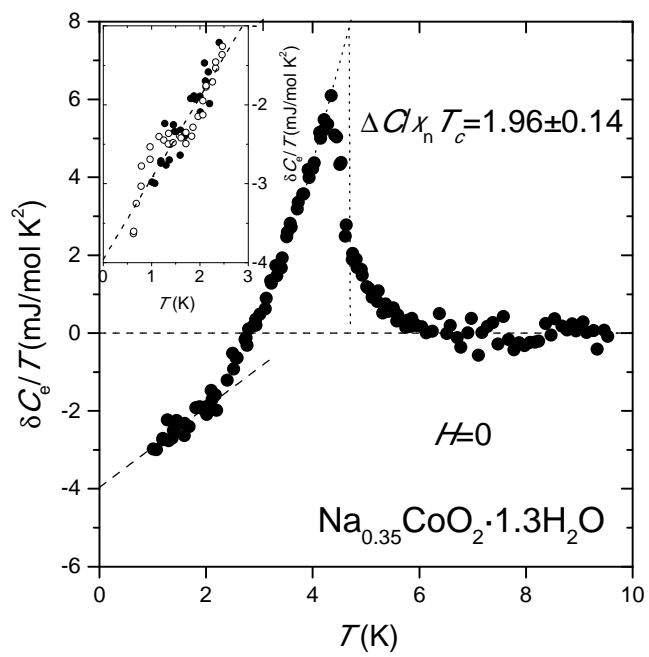


Fig. 2 Yang et al.

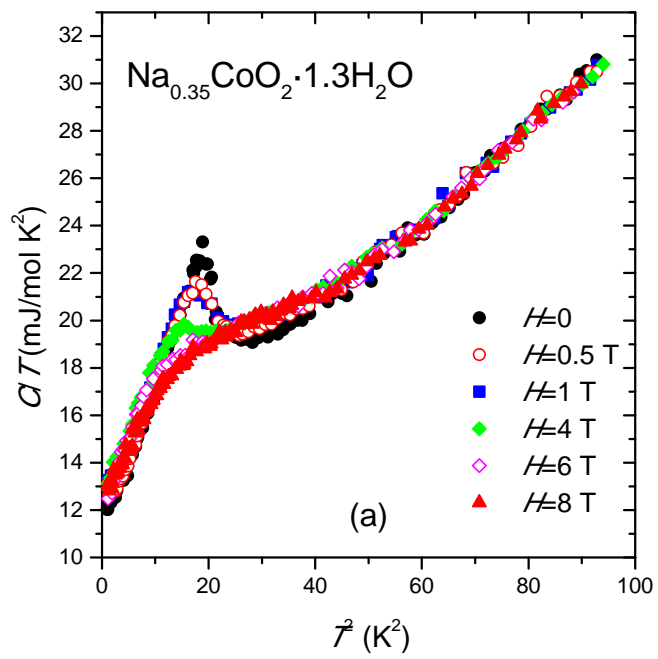


Fig. 3 Yang et al.

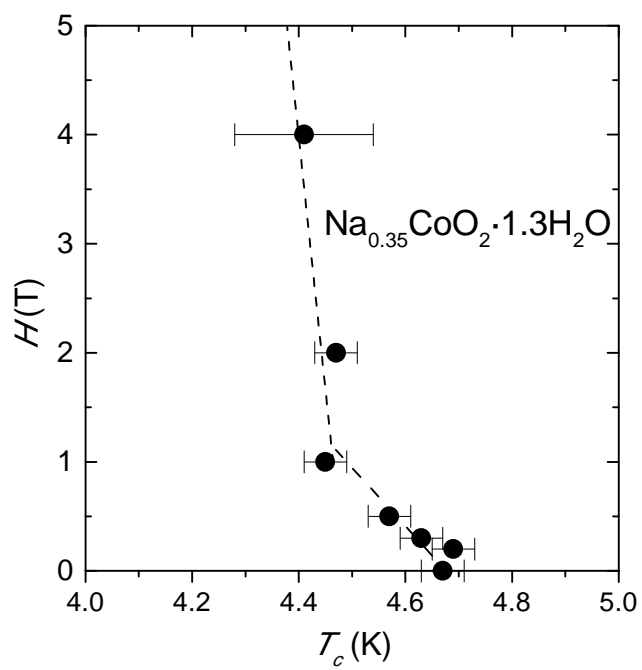


Fig. 4 Yang et al.

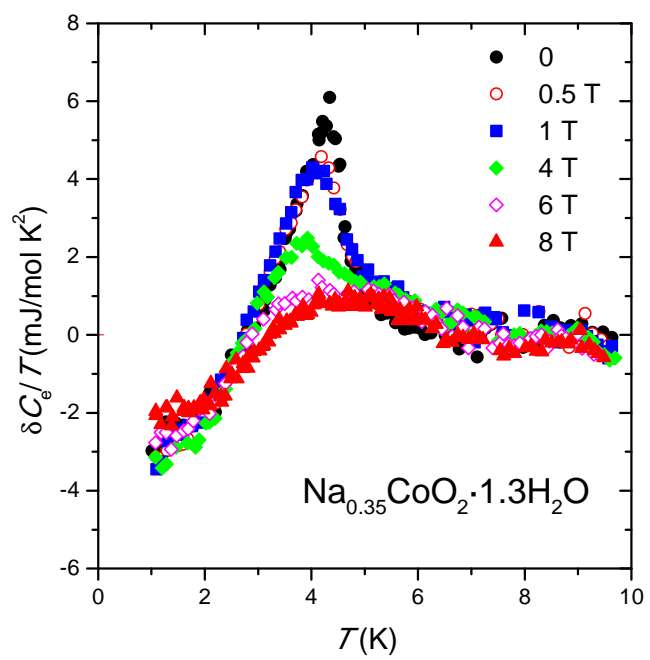


Fig. 5 Yang et al.