

A renormalization approach for the 2D Anderson model at the band edge: Scaling of the localization length

Stefanie Russ

Institut für Theoretische Physik III, Universität Giessen, D-35392 Giessen, Germany

The localization lengths λ of two-dimensional disordered systems for electronic wave functions in the Anderson model with diagonal disorder are studied close to the band edges, i.e. for energies $E \approx \pm 4$. A renormalization procedure is developed that applies close to the band edges and leads to the scaling form $\lambda \sim \langle \epsilon^2 \rangle^{-1/2} f((4 - |E|)/\langle \epsilon^2 \rangle)$ with the variance $\langle \epsilon^2 \rangle$ of the site potentials, the energy E and the scaling function $f(x)$ with $f(0) = 1$. Numerical simulations confirm this scaling ansatz.

A large amount of work has been done in the past decades to understand the localization behavior in randomly disordered systems. The standard model for a single-particle electronic wave function in tight binding approximation in the presence of disorder is the Anderson model [1–3]. In $d = 2$ and with diagonal disorder, it can be written as

$$\begin{aligned} \psi_{n+1,m} + \psi_{n-1,m} + \psi_{n,m+1} + \psi_{n,m-1} - 4\psi_{n,m} \\ = (E - 4)\psi_{n,m} - \epsilon_{n,m}\psi_{n,m}. \end{aligned} \quad (1)$$

Here E is the energy, the hopping potentials between nearest-neighbor are all set to unity, (n, m) are the site indices, ψ is the eigenfunction, and $|\psi_{n,m}|^2$ is the probability to find an electron at site (n, m) . The $\epsilon_{n,m}$ are the site potentials which are all uncorrelated random numbers with the variance $\langle \epsilon^2 \rangle \equiv (1/N^2) \sum_{n,m=1}^N \epsilon_{n,m}^2$. Their average value $\langle \epsilon \rangle \equiv (1/N^2) \sum_{n,m=1}^N \epsilon_{n,m}$ is set equal to zero. The term $-4\psi_{n,m}$ on both sides of Eq. (1) is introduced in order to create a discretized Laplace operator on the left-hand side of the equation.

It has been recognized for long that in $d = 1$ and $d = 2$ all eigenstates of Eq. (1) are localized, whereas a localization-delocalization transition occurs in $d = 3$. However, the shape of the wavefunctions and the value of the localization length $\lambda(E, \langle \epsilon^2 \rangle)$ is still being discussed.

In $d = 1$, a lot of rigorous and scaling theories exist for the localization length λ . Exponential localization was proven throughout the energy band [1,4,5]. Close to the band edges (i.e. at $E = \pm 2$ in $d = 1$), a weak disorder expansion yields $\lambda = \langle \epsilon^2 \rangle^{-1/3} f((2 - E)/\langle \epsilon^2 \rangle^{2/3})$ with $f(0) = 1$ [6,7]. In the case of long-range correlated site potentials, a scaling theory for λ that includes also the uncorrelated case of Refs. [6,7] has been derived in Refs. [8,9] by a space renormalization procedure. At the band center on the other hand, a different behavior of λ occurs. A Green's function technique [10] yields $\lambda \sim \langle \epsilon^2 \rangle^{-1}$ for $E = 0$ and in some distance from the band center, a second-order perturbation theory of the diagonal elements of the Green's function [1,11] yields $\lambda(E) \sim (4 - E^2)/\langle \epsilon^2 \rangle$.

For $d = 2$, on the other hand, no analytical theory for λ is known yet. Numerical simulations close to the

band center exist on the basis of Green functions calculations [12], exact diagonalization [13] and the Lanczos algorithm [14], but do not lead to an exact or scaling form of $\lambda(E, \langle \epsilon^2 \rangle)$. In Ref. [14], the distributions of the wave amplitudes ψ close to the band center were considered for fixed distances r from the localization center and the decay of the mean wavefunction was analytically derived from this. They showed subexponential decay with λ increasing logarithmically with r .

In this paper, we concentrate on the band edges, $E = \pm 4$, of the Anderson model in $d = 2$ with uncorrelated potentials. We develop a renormalization approach, similar to the one in $d = 1$ of [8,9] and use it to find a scaling form for λ . We find that at the band edges, λ scales with the variance of the potentials as $\lambda \sim \langle \epsilon^2 \rangle^{-1/2}$. For $|E| < 4$ but $|E|$ still close to 4, this relation can be extended to $\lambda \sim \langle \epsilon^2 \rangle^{-1/2} f(x)$, $x = (4 - |E|)\langle \epsilon^2 \rangle^{-1}$ with the scaling function $f(x)$ and $f(0) = 1$. This scaling ansatz is confirmed by numerical computations of the inverse participation ratio, which is defined as [15,16]

$$V^{-1} = \sum_{n,m=1}^N |\psi_{n,m}|^4. \quad (2)$$

Its inverse value V describes a two-dimensional volume and is a measure for the extension of a given state, i.e. the area of the system, where the wavefunction is large. We use as localization length $\lambda \equiv \sqrt{V}$, which measures the average diameter of the state [1]. In the following, we derive the case $E \approx 4$, but the renormalization approach is also valid for $E \approx -4$, since the average of the potentials $\langle \epsilon \rangle = 0$ and Eq. (1) is therefore symmetric under the transformation $E \rightarrow -E$. Therefore the same derivation applies for the case $E = -4$, i.e. for the other band edge in the Anderson model.

In the renormalization approach, we want to combine single sites of the lattice to blocks. This procedure is reasonable in the limit of small values of $4 - |E|$, i.e. close to the band edges. At this point, we must recall that the wavefunctions possess two characteristic lengthscales, (i) the wavelength Λ of the ordered lattice that describes the periodic fluctuating part of the wavefunction and (ii) the localization length λ that describes

their decaying envelope. As in $d = 1$ [9], we assume that the periodic part of ψ does not depend on the disorder but is reminiscent of the functions of an ordered lattice, where the disorder terms $\epsilon_{i,j}$ are zero and ψ is a regular sin- or cos-function with the wavelength

$$\Lambda^{-2} \sim 4 - |E|. \quad (3)$$

Close to the band edges, Λ becomes very large and the wavefunction no longer resolves the details of the disorder potentials. In this case, neighboring sites of the lattice behave as particle blocks.

In order to transform Eq. (1) into block form, we first replace the site indices (n, m) of the central site in Eq. (1) (see also Fig. 1) successively by $(n+1, m)$, $(n-1, m)$, $(n, m+1)$ and $(n, m-1)$. Combining those four equations with Eq. (1) and rearranging the terms, we arrive at

$$\begin{aligned} & \psi_{n+2,m} + \psi_{n-2,m} + \psi_{n,m+2} + \psi_{n,m-2} - 4\psi_{n,m} \\ &= - (4f_{n,m} + f_{n,m+1} + f_{n,m-1} + f_{n+1,m} + f_{n-1,m}) \\ &+ (E-4)(4\psi_{n,m} + \psi_{n+1,m} + \psi_{n-1,m} + \\ & \quad + \psi_{n,m+1} + \psi_{n,m-1}) + 8\psi_{n,m} \\ &- 2(\psi_{n+1,m+1} + \psi_{n+1,m-1} + \psi_{n-1,m+1} + \psi_{n-1,m-1}), \end{aligned} \quad (4)$$

with the abbreviation $f_{i,j} \equiv \epsilon_{i,j} \psi_{i,j}$. Comparing this result with Eq. (1), we can see that the left-hand side of Eq. (4) is again a Laplace operator, but with twice the distance between $\psi_{n,m}$ and its neighbors. The first two terms on the right-hand side, involving the disorder terms $f_{i,j}$ and the eigenvalue $(4-E)$, are similar to the corresponding terms in Eq. (1), with the only difference that they no longer depend on a single site (n, m) but couple sites at distances < 2 from (n, m) to blocks.

The last two terms, however, involve couplings between $\psi_{n,m}$ and its second nearest neighbors $\psi_{n+1,m+1}$, $\psi_{n+1,m-1}$ and so on and do not occur in Eq. (1) (nor in the corresponding derivation in $d = 1$). Using a second-order Taylor expansion, we approximate these terms by

$$\begin{aligned} & \psi_{n+1,m+1} + \psi_{n+1,m-1} + \psi_{n-1,m+1} + \psi_{n-1,m-1} \\ & \approx -4\psi_{n,m} + 2(\psi_{n+1,m} + \psi_{n-1,m} + \psi_{n,m+1} + \psi_{n,m-1}) \\ &= 4\psi_{n,m} - 2f_{n,m} + 2(E-4)\psi_{n,m}, \end{aligned} \quad (5)$$

where Eq. (1) has been inserted in the last step. The Taylor expansion is legitimate close to the band edge, where Λ is large and no short-range fluctuations of ψ occur. Inserting Eq. (5) into Eq. (4) we finally arrive at

$$\begin{aligned} & \psi_{n+2,m} + \psi_{n-2,m} + \psi_{n,m+2} + \psi_{n,m-2} - 4\psi_{n,m} \\ &= -(f_{n,m+1} + f_{n,m-1} + f_{n+1,m} + f_{n-1,m}) \\ &+ (E-4)(\psi_{n,m+1} + \psi_{n,m-1} + \psi_{n+1,m} + \psi_{n-1,m}). \end{aligned} \quad (6)$$

Introducing the smoothed wavefunction $\psi_{n,m}^{(2)}$ of the block and combining the terms $\epsilon_{n,m+1}\psi_{n,m+1} + \epsilon_{n,m-1}\psi_{n,m-1} + \epsilon_{n+1,m}\psi_{n+1,m} + \epsilon_{n-1,m}\psi_{n-1,m}$ to one single term $\epsilon_{n,m}^{(2)}\psi_{n,m}^{(2)}$ with the block potential

$\epsilon_{n,m}^{(2)} \equiv \epsilon_{n,m+1} + \epsilon_{n,m-1} + \epsilon_{n+1,m} + \epsilon_{n-1,m}$, Eq. (6) now shows a block form of block length $\nu = 2$,

$$\begin{aligned} & \psi_{n+1,m}^{(2)} + \psi_{n-1,m}^{(2)} + \psi_{n,m+1}^{(2)} + \psi_{n,m-1}^{(2)} - 4\psi_{n,m}^{(2)} \\ &= -\epsilon_{n,m}^{(2)}\psi_{n,m}^{(2)} + 4(E-4)\psi_{n,m}^{(2)}. \end{aligned} \quad (7)$$

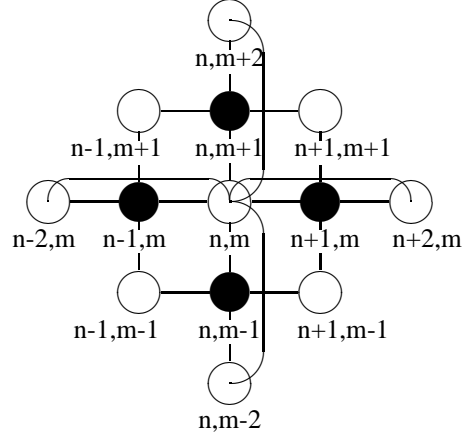


FIG. 1.: Sketch of the Anderson lattice according to Eqs. (1) and (6) as explained in the text. The circles represent the different lattice sites, the straight lines between them indicate the usual nearest-neighbor coupling, whereas the couplings of Eq. (6) are shown by the oval lines. The black circles stand for the site potentials that form the block potential [see Eq. (7)].

This is shown in Fig. 1. Couplings between nearest-neighbor sites via Eq. (1) are symbolized by straight lines whereas the couplings between the sites $\psi_{n+2,m}$ and $\psi_{n,m}$ and so on of Eq. (7) are symbolized by the oval lines. The site potentials $f_{n,m+i} \equiv \epsilon_{n,m+i}\psi_{n,m+i}$ and $f_{n+i,m} \equiv \epsilon_{n+i,m}\psi_{n+i,m}$ with $i = \pm 1$ that form the block potential $\epsilon_{n,m}^{(2)}$ are indicated by the black circles. It can be seen that they lie well inside an inclined block, consisting of 2^2 particles.

This procedure can be continued by replacing again the site indices (n, m) of Eq. (7) by $(n+1, m)$, $(n-1, m)$, $(n, m+1)$ and $(n, m-1)$ and following the same procedure as before. As long as the block length ν is well below $\Lambda/2$, the Taylor expansion is legitimate and we arrive at higher and higher orders of the renormalization. The potential blocks form a chess-board pattern which is shown in Fig. 2 for the case of $\nu = 4$. The renormalized Anderson equation of block length ν becomes

$$\begin{aligned} & \psi_{n+1,m}^{(\nu)} + \psi_{n-1,m}^{(\nu)} + \psi_{n,m+1}^{(\nu)} + \psi_{n,m-1}^{(\nu)} - 4\psi_{n,m}^{(\nu)} \\ &= -\epsilon_{n,m}^{(\nu)}\psi_{n,m}^{(\nu)} + \nu^2(E-4)\psi_{n,m}^{(\nu)}, \end{aligned} \quad (8)$$

where $\psi_{k,l}^{(\nu)}$ is the smoothed wavefunction of a block of length ν and

$$\epsilon_{n,m}^{(\nu)} \equiv \sum_{i^2+j^2 < \nu^2, i,j \text{ pair}} \epsilon_{i,j} \quad (9)$$

with the sum running over all pairs of i and j with i even, j odd and vice versa (chess-board pattern) in a distance $i^2 + j^2 < \nu^2$ from the site index (n, m) .

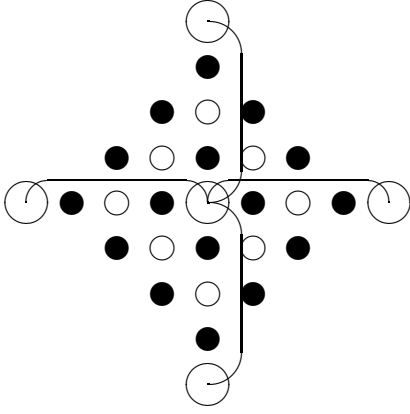


FIG. 2.: Renormalization scheme for $\nu = 4$: the diagonal terms $f_{i,j} \equiv \epsilon_{i,j} \psi_{i,j}$ that form the block potential are painted black and show a chess-board pattern. The sites (n, m) , $(n+4, m)$, $(n-4, m)$, $(n, m+4)$ and $(n, m-4)$ that couple via a Laplace operator of distance ν are symbolized by larger circles.

Now, the renormalization approach is complete and we use it to derive a scaling theory for the localization length λ . We first notice that at $E = 4$, the only quantities that enter into the right-hand side of Eq. (1) are the potentials $\epsilon_{i,j}$. Accordingly λ , which is an average quantity over many lattice realizations, can only depend on the different moments of them (the first moment $\langle \epsilon \rangle$ being zero). As in $d = 1$ we presume a power-law behavior,

$$\lambda \sim \langle \epsilon^2 \rangle^{-y}. \quad (10)$$

To derive the exponent y , we apply the block transformation described above separately to both sides of Eq. (10). The left-hand side, λ , is a length and therefore simply rescaled by a factor of ν ,

$$\lambda \rightarrow \lambda_\nu \sim \frac{\lambda}{\nu}. \quad (11)$$

The right-hand side is determined by random walk theory. If we want to transform $\langle \epsilon^2 \rangle$ into $\langle \epsilon^2 \rangle_\nu$, we must first summarize over all ν^2 potentials $\epsilon_{i,j}$ of one block and then calculate the variance over many different blocks. This is equivalent to calculating the mean square displacement of a random walk of ν^2 steps [17],

$$\langle \epsilon^2 \rangle \rightarrow \langle \epsilon^2 \rangle_\nu = \left\langle \left(\sum_{i=1}^{\nu^2} \epsilon_i \right)^2 \right\rangle \sim \nu^2 \langle \epsilon^2 \rangle. \quad (12)$$

Transforming Eq. (10) by Eqs. (11) and (12) we find

$$\frac{\lambda}{\nu} = \nu^{-2y} \langle \epsilon^2 \rangle^{-y}. \quad (13)$$

As the last step, we must take into account that the block length ν is arbitrary (as long as it stays well below $\Lambda/2$).

So, for $\Lambda \rightarrow \infty$, Eq. (13) must not depend on ν . This determines the exponent y and we finally find

$$y = \frac{1}{2} \quad \text{and} \quad \lambda \sim \langle \epsilon^2 \rangle^{-1/2} \quad \text{for} \quad E = 4. \quad (14)$$

In order to test Eq. (14), the eigenfunctions of systems of size 500×500 with varying variances $\langle \epsilon^2 \rangle$ have been calculated by the Lanczos algorithm. The different λ have been determined using Eq. (2). For each $\langle \epsilon^2 \rangle$, we took the average over 15 systems and about 5 eigenfunctions per system in a small energy interval of $E = 4 \pm 0.0002$. The results are shown in Fig. 3, where λ is plotted versus $\langle \epsilon^2 \rangle$ in a double-logarithmic way. The line of slope $-1/2$ is a guide to the eye and represents the result of the scaling theory [see Eq. (14)]. Apart from finite-size effects for small $\langle \epsilon^2 \rangle$ (and therefore large λ) it agrees well with the numerical results.

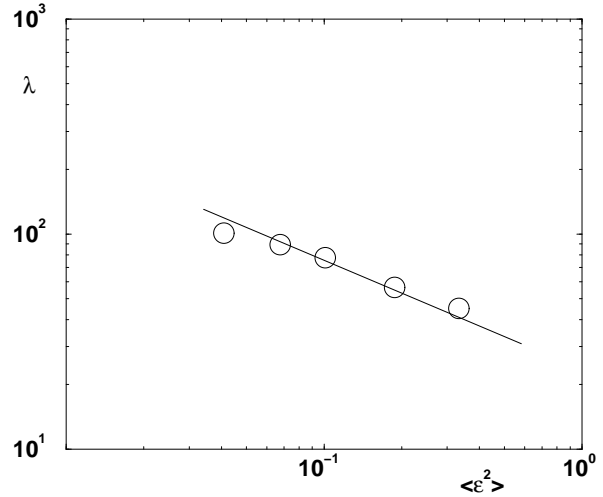


FIG. 3.: The localization length λ of the 2D-Anderson model at the band edge is plotted versus the variance $\langle \epsilon^2 \rangle$ of the site potentials in a double-logarithmic plot. λ was calculated numerically for lattices of size 500×500 with Dirichlet boundary conditions and averaged over about 15 systems. The line of slope $-1/2$ is a guide to the eye and shows the theoretical behavior. Finite size effects occur for small values of $\langle \epsilon^2 \rangle$, which corresponds to large values of λ and also to large fluctuations between the single values.

The renormalization theory can be extended to energies in some (small) distance from the band edge, where Λ is still large. In Eq. (8), $(4 - E)$ is rescaled with ν^2 . Accordingly, we have

$$\lambda_{\nu=1}((4 - |E|), \langle \epsilon^2 \rangle) \sim \nu \lambda_\nu(\nu^2(4 - |E|), \nu^2 \langle \epsilon^2 \rangle). \quad (15)$$

Equation (15) is a generalized homogeneity relation. This means that the form of λ remains unchanged when both, $\langle \epsilon^2 \rangle$ and $4 - |E|$, are rescaled according to the renormalization theory. Thus, λ does not depend on

both quantities separately, but only on a suitable combination of them.

The scaling form of λ can now be derived by standard techniques. Choosing $\nu = \langle \epsilon^2 \rangle^{-1/2}$, we find

$$\lambda((4 - |E|), \langle \epsilon^2 \rangle) \sim \langle \epsilon^2 \rangle^{-1/2} f\left(\frac{4 - |E|}{\langle \epsilon^2 \rangle}\right) \quad (16)$$

with the scaling function $f(x) \equiv \lambda(x)$ and the argument $x = (4 - |E|) \langle \epsilon^2 \rangle^{-1}$. For $|E| = 4$, Eq. (16) must reduce to Eq. (14), yielding $f(0) = 1$ for small values of $x \ll 1$. For $x \gg 1$, $f(x)$ must show a power-law behavior, $f(x) \sim x^\alpha$ with some unknown exponent α .

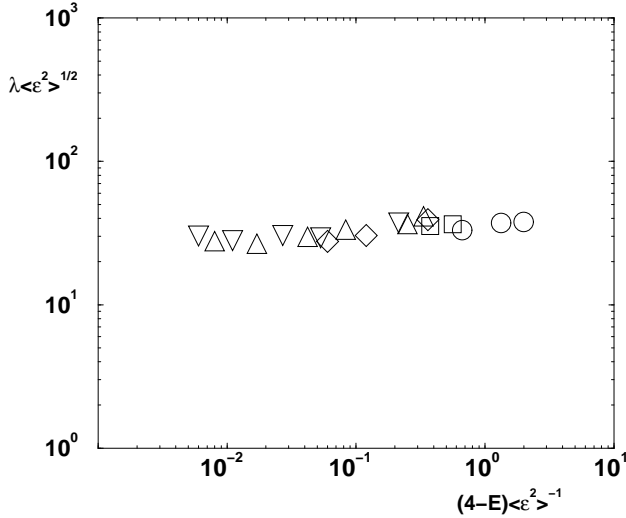


FIG. 4.: As a test of Eq. (16), $\lambda \langle \epsilon^2 \rangle^{1/2}$ is plotted versus the argument $x \equiv (4 - E)/\langle \epsilon^2 \rangle$ for different disorder widths $w = 0.6$ (circles), $w = 0.8$ (squares), $w = 1.0$ (diamonds), $w = 1.2$ (triangles up) and $w = 1.5$ (triangles down) with $\langle \epsilon^2 \rangle = w^2/12$ and for different values for $4 - E$ between 0.001 and 0.06.

In order to test Eq. (16), we have plotted $\lambda \langle \epsilon^2 \rangle^{1/2}$ as a function of $(4 - E)/\langle \epsilon^2 \rangle$ for different disorder widths w of the potentials, $\epsilon_i \in [-w/2, w/2]$ with $\langle \epsilon^2 \rangle = w^2/12$ and for different values of $4 - E$. The numerical simulations were again carried out on a 500×500 lattice and the average was performed over 15 systems and in an energy interval $[4 - E - 0.0002, 4 - E + 0.0002]$ for different values of $4 - E$ between 0.001 and 0.06. With increasing values of $4 - E$, λ increases and finite size effects occur, especially for small values of $\langle \epsilon^2 \rangle$. As is Fig. 3, systems where $\langle \epsilon^2 \rangle$ and $(4 - E)$ are both small, show large fluctuations. This gives also rise to finite size effects, when λ of some systems becomes too large. So, we restrict ourselves to not too large values of $4 - E$ and to combinations, where such large fluctuations do not occur.

The results are shown in Fig. 4 and confirm the scaling ansatz (16) very well. Different symbols that indicate different $\langle \epsilon^2 \rangle$ fall onto the same universal curve. As we are in the regime of small values of x , $f(x)$ is close to a constant value. For higher values of $x \gg 1$, $f(x)$

must cross over to a different power-law, $f(x) \sim x^\alpha$ but we needed much larger system sizes to investigate this regime. This is currently not possible.

Finally, we would like to note that the regime $x \gg 1$ is also relevant to the vibrational problem with unit spring constants and fluctuating masses $m_{n,m} = \langle m \rangle + \tilde{m}_{n,m}$, where $\tilde{m}_{n,m}$ describes the disorder of them. If we transform Eq. (1) with $4 - E \rightarrow \langle m \rangle \omega^2$, $\epsilon_{n,m} \rightarrow \tilde{m}_{n,m} \omega^2$ with the eigenfrequency ω of the vibration, we find the vibrational equation

$$\frac{1}{m_{n,m}} \sum_{n',m'} (\psi_{n',m'} - \psi_{n,m}) = -\omega^2 \psi_{n,m}, \quad (17)$$

with the sum going over all neighbors of the site n, m . Inserting the above transformation into Eq. (3), we find for the wavelength in the vibrational case $\Lambda \sim (\langle m \rangle^{1/2} \omega)^{-1}$. The limit of long wavelengths applies thus for $\omega^2 < 1/\langle m \rangle$. Positive masses lead to $\langle \tilde{m}^2 \rangle < \langle m \rangle^2$ and we finally arrive at $x > 1$.

So, in the vibrational case, only the branch of higher values of the scaling variable x is important and it will be most interesting to investigate also this part. However, since this demands much larger system sizes (due to the increasing values of λ), this should be done in the future.

Acknowledgements I would like to thank A. Bunde and J.W. Kantelhardt for a careful reading of the manuscript and interesting remarks.

-
- [1] B. Kramer and A. MacKinnon; Rep. Prog. Phys. **56** 1469 (1993).
 - [2] M. Janssen; Phys. Rep. **295**, 1 (1998).
 - [3] P. W. Anderson, Phys. Rev. **109** 1492 (1958).
 - [4] R. E. Borland; Proc. Roy. Soc. A **274** 529 (1963).
 - [5] B. I. Halperin; Phys. Rev. A **139** 104 (1965).
 - [6] E. J. Gardner, C. Itzykson and B. Derrida; J. Phys. A **17** 1093 (1984).
 - [7] B. Derrida and E. Gardner; J. Physique **45** 1283 (1984).
 - [8] S. Russ, S. Havlin and I. Webman; Phil. Mag. B **77** 1449 (1998).
 - [9] S. Russ; Phys. Rev. B **66** 012204 (2002).
 - [10] M. Kappus and F. Wegner; Z. Phys. **45** 15 (1981).
 - [11] D. J. Thouless; in R. Balian, R. Maynard and G. Toulouse (Eds.) *Ill-condensed matter*, North-Holland, Amsterdam 1979.
 - [12] A. MacKinnon und B. Kramer; Phys. Rev. Lett. **47**, 1546 (1981).
 - [13] I.Kh. Zharekeshev, M. Batsch, and B. Kramer, Europhys. Lett. **34**, 587 (1996).
 - [14] J.W. Kantelhardt and A. Bunde; Phys. Rev. B **66**, 035118 (2002).
 - [15] F. Wegner; Z. Phys. B **36**, 209 (1980).
 - [16] D. J. Thouless; Phys. Rep. **13**, 93 (1974).
 - [17] A. Bunde and S. Havlin (eds.), *Fractals in Science* (Springer-Verlag, Heidelberg 1994).