

# Statistical Dynamics of Granular Drainage

Martin Z. Bazant\*

*Department of Mathematics, Massachusetts Institute of Technology*

(Dated: November 6, 2001<sup>†</sup>)

A simple microscopic model for granular drainage is proposed which takes into account the essential cooperative motion of neighboring particles through the concept of upward-diffusing ‘spots’ of slightly decreased density. These dynamical correlations greatly inhibit particle mixing, while preserving the well-known diffusive streamlines of the mean flow. The spot model is based on geometric considerations, as the material irreversibly relaxes through different random close packings. While predicting many observable features of granular flows, such as velocity correlation functions, particle diffusivities, and mean flow profiles, the model also contains very few adjustable parameters, so it can be carefully tested and calibrated against silo drainage experiments (underway at MIT). The basic idea of a diffusing ‘spot of influence’, which induces cooperative particle motion, may have relevance for other strongly correlated systems, such as glasses.

## I. INTRODUCTION

Granular flow is a tantalizingly simple and yet surprisingly complex subject, still in its infancy as a quantitative science [1, 2, 3, 4, 5]. Over the past forty years engineers have learned to describe the mean velocity of specific granular flows using empirical continuum models [6, 7, 8, 9, 10, 11, 12], but, as we demonstrate below, there is still no microscopic understanding of the statistical dynamics of particles, especially during slow drainage, e.g. sand draining through an hourglass, corn pouring out of a silo, or fuel pebbles cycling through a pebble-bed reactor. As a result, although experimental evidence slowly accumulates, there are no reliable theories to answer even some of the simplest questions about granular drainage. For example, what is the flow rate as a function of the hole diameter and other properties of the system? How much do particles mix during drainage? Is the mixing diffusive, and, if so, what is the local diffusion coefficient? How does mixing depend on particle properties, such as the size, shape, mass, and roughness?

The difficulty in understanding granular drainage stems from its being a truly many-body problem, for which the appropriate mathematical modeling concepts do not seem to exist. The situation is perhaps comparable to the early development of statistical theories of fluid turbulence in the last century but we do not know what equations to solve (analogous to the Navier-Stokes equations). This difficulty is highlighted by the fact that in most cases we do not even know the relevant dimen-

sionless parameters (analogous to the Reynolds number) which relate granular flows with different geometries, particle sizes, humidities, etc.

In gravity-driven drainage, particles slowly and irreversibly evolve through a vast multitude of random close packing arrangements at nearly uniform density. The standard picture of thermal collisions does not apply to granular drainage because the system requires external forcing to undergo any diffusion or mixing, unlike a normal fluid which undergoes spontaneous self-diffusion even at rest. The difference seems related to the difficulty of defining ‘temperature’ in dense granular materials, which, if possible, cannot be of the classical form. Some progress in defining ‘thermal equilibrium’ has been made starting from the entropy of available, nearly jammed configurations, but a simple model of dynamics [13, 14, 15], akin to the classical random walk in collisional systems, has not yet emerged.

The development of a statistical theory of granular drainage will only be possible in close coordination with real experiments because there are very few hard facts presently known about particle mixing during flow. To a large extent, the dearth of experimental evidence is due to the technical challenge of doing particle-tracking experiments, which until very recently would have appeared insurmountable. The advent of high-speed digital cameras and computers capable of storing and processing massive amounts of image data, however, opens the possibility of understanding the dynamics of granular drainage at the level of individual particles. In this paper, we describe a new theory developed in close coordination with particle-tracking experiments described elsewhere [16].

## II. BACKGROUND

### A. Continuum Model for the Mean Velocity

The *mean* velocity field in gravity-driven granular drainage from a silo is fairly well understood, at least well below any free surface [4, 6]. Following ideas first proposed by Litwiniszyn [7] and Mullins [8, 9, 10], the

---

\*Electronic address: bazant@math.mit.edu

<sup>†</sup>This article describes the early development of a model, which has since been tested and refined by experimental and computational studies to be described elsewhere. The first article on experimental results, ‘Diffusion and mixing in gravity driven dense granular flows’ by J. Choi, A. Kudrolli, R. R. Rosales, and MZB, will soon be published, and a revised version of this article, in light of subsequent developments, is in preparation. In the meantime, the present draft serves to explain the basic idea, which has not changed significantly in the past two years.

widely accepted “kinematic model” of Nedderman and Tuzun [12] asserts that the mean flow profile is described by the diffusion equation, where the vertical distance  $z$  plays the role of “time”:

$$\frac{\partial v}{\partial z} = b \nabla^2 v \quad (1)$$

where  $v(\vec{r})$  is the mean downward velocity,  $\nabla^2$  is the Laplacian in the horizontal directions, and  $b$  is a constant with units of length, which plays the role of a diffusion coefficient. (Hence, we will call  $b$  the “diffusion length” of the mean flow.) This equation expresses incompressibility,

$$-\frac{\partial v}{\partial z} + \nabla \cdot \vec{u} = 0, \quad (2)$$

with the assumption that the mean horizontal velocity,  $\vec{u}(\vec{r})$ , is proportional to the horizontal gradient of the vertical velocity (i.e. the vertical shear rate),

$$\vec{u}(\vec{r}) = b \nabla v(\vec{r}). \quad (3)$$

The intuition behind this constitutive law is that particles will tend to drift laterally from a region of slow downward flow toward a region of fast downward flow. Although the precise, microscopic justification for this postulate is not entirely clear [12], it has nevertheless been used successfully to describe flow profiles in a variety of silo drainage experiments with reasonable accuracy. For example, the model correctly predicts the roughly parabolic streamlines for drainage out of a small hole from a semi-infinite continuum [6, 11].

## B. Velocity Fluctuations and Diffusing Voids

The approximate validity of Eq. (1) suggests that something is diffusing in the horizontal plane as it travels upward at a constant velocity. Naturally, since mass is moving downward, it must be empty space which is moving upward with random horizontal displacements. Indeed, the only existing microscopic model postulates that little voids, each corresponding to one missing particle, are injected at the opening in the bottom of the container as particles fall out, and these voids then follow a directed random walk upward on a lattice (with independent, identical steps) [7, 9, 17, 18]. Each time a void moves, a particle is assumed to be making an equal and opposite displacement.

This “Void Model” (VM) is equivalent to the continuum model above for the mean velocity whenever the concentration (or probability density) of voids  $\rho_v(\vec{r})$  is small and slowly varying on the scale of the lattice spacing, i.e. away from the opening. The large  $z$  (“long-time”) asymptotics of the directed random walks are described by the diffusion equation,

$$\frac{\partial \rho_v}{\partial z} = b \nabla^2 \rho_v. \quad (4)$$

The mean particle velocity is determined by a detailed balance of the particle and void fluxes,

$$\rho_p \vec{u} - v_o b \nabla \rho_v = 0 \quad (5)$$

$$-\rho_p v + \rho_v v_o = 0 \quad (6)$$

where  $v_o$  is the constant vertical drift speed of voids and  $\rho_p(\vec{r}) = \rho_{max} - \rho_v(\vec{r})$  is the particle density. These approximations are valid at sufficiently large  $z$ , where the standard deviation of the horizontal displacement of a void greatly exceeds the lattice spacing and where the concentration of voids is small,  $\rho_v \ll \rho_{max}$ . Equations (1) - (3) for the mean flow in the continuum model follow from these results.

The VM is a more predictive (and thus, more testable) theory of granular drainage than the continuum model because the parameter  $b$  is uniquely determined by the geometry of the underlying lattice. From random-walk theory, we have,  $b = \langle \Delta \vec{x}^2 \rangle / (2d \Delta z)$ , where  $\Delta \vec{x}$  and  $\Delta z$  are the random horizontal displacement and the constant vertical displacement of each step, respectively, and  $d = 2$  (horizontal dimensions). For example, assuming an isotropic transition probability, it is easily shown that  $b = a/2\sqrt{6}$  for face-centered or hexagonal close-packed lattices, and  $b = a/2\sqrt{2}$  for the body-centered cubic lattice, where  $a$  is the particle radius. Likewise, for any conceivable lattice approximating the random close packings of hard spheres, the model predicts  $b/a < 1$ . Unfortunately for the VM, however, experiments have invariably determined  $b/a > 1$ , with  $b/a \approx 2.5$  being a typical value [6].

## C. A Missing Length Scale

In addition to the significant underestimation of  $b$ , the VM lacks an important length scale of roughly three to five particle diameters, which is evidenced by the flows near the container opening, the container walls, and any interior interfaces (next section). First of all, experiments have shown that a silo drainage cannot occur unless the opening is at least five particles wide. Therefore, it is impossible to inject single voids into a granular medium, as postulated by the model, and produce any transport of particles. There is no reason to believe that the situation is any different within the interior of the granular medium.

## D. Particle Mixing During Drainage

Perhaps the most fundamental problem with the VM is its incorrect description of particle mixing. Regardless of how the directed random walk of voids is adjusted, the model predicts that in a uniform flow individual particles will diffuse horizontally while falling just as quickly as voids diffuse while rising. To be precise, each particle undergoes a continuous-time random walk downward

with a diffusion length  $b_p$  equal to that of the voids,

$$b_p = \frac{\langle \Delta \tilde{x}_p^2 \rangle}{2d\Delta z} = \frac{\langle \Delta \tilde{x}_v^2 \rangle}{2d\Delta z} = b, \quad (7)$$

since voids and particles make equal and opposite displacements[24]. This unavoidable prediction of the model, however, is firmly contradicted by experiments.

Previous experiments on mixing in fast granular flows have shown much less mixing (although it is still diffusive) [19, 20], and recent drainage experiments in our group (by J. Choi and A. Kudrolli) also demonstrate that  $b_p \ll b$  [16]. See, for example, <http://web.mit.edu/~jaehyuk/www/granular>, for experimental photographs showing that a vertical interface between regions of black and white balls remains fairly sharp (at the scale of only several particle radii) after falling over a hundred particle radii. It is clear that  $b_p$  is smaller than  $b$  by at least an order of magnitude, if not more.

Another way to see this problem is to consider topological changes. The void model predicts unavoidably that each particle movement (caused by exchange with a void) results in a complete stripping of all neighbors. Therefore, efficient mixing occurs at the scale of a single particle diameter. In contrast, experiments and everyday experience show that particles maintain their neighbors after falling much larger distances. These persistent ‘cages’ contradict the basic assumption of the void model.

Another important observation from our experiments is that the black-white interface does not spread uniformly by simple “liquid-like” particle diffusion (where nearby particles mix individually). Instead, the interface slowly deforms as it falls, forming lateral protrusions at scales of three to five particle diameters, while remaining fairly sharp (at the scale of a single particle diameter). This suggests that particle motions are strongly *correlated* at the scale of several particle diameters. In fact, experiments are underway in our group to measure the inter-particle velocity correlation function directly, and preliminary results clearly indicate a correlation length of roughly three particle diameters in each direction. Unlike the case of independent random walkers, there is no general mathematical theory of correlated, interacting random walkers.

### E. Summary of Experimental Facts

The theoretical challenge of granular drainage is to simultaneously explain the following facts:

1. The mean flow is “diffusive”, roughly given by Eqs. (1)–(3).
2. Particles diffuse about the streamlines of the mean flow. In a uniform flow, the usual scaling holds,  $\langle \Delta \tilde{x}_p^2 \rangle = 2b_p d \Delta z$ .

3. The diffusion length  $b$  associated with the mean flow is considerably larger than the particle radius,  $b > a$ .
4. The diffusion length for particle mixing is orders of magnitude smaller than that of the mean flow,  $b_p \ll b$ .
5. Particle movements are strongly correlated on the scale of several particle diameters.
6. Drainage will not commence unless the container opening is at least several particles thick.
7. Mixing and cage rearrangement occur after particles fall by much more than one particle diameter.

As described above, the VM successfully explains the first two experimental facts but inherently contradicts all of the others.

## III. A NEW MODEL FOR CORRELATED PARTICLE DYNAMICS

### A. Diffusing Spots

A very simple idea can explain all of the experimental facts listed above: *The granular medium drains by a directed diffusion of extended regions of slightly decreased density (“spots”) in the local random close packing arrangement.* As these spots of excess interstitial space propagate upward and diffuse horizontally, they induce a localized, strongly correlated downward motion of the particles. The net spot displacement is partitioned among the enclosed particles (in the opposite direction) according to an influence function,  $w(\vec{r}_p, \vec{r}_s)$ , which determines the distribution of excess volume affecting particles at  $\vec{r}_p$  carried by a spot centered at  $\vec{r}_s$ . The spot distribution can be extracted directly from the particle velocity correlation function in a uniform flow (see below), so it is a useful, experimentally accessible, theoretical construct.

The crucial information about particle correlations is captured by the spot distribution, or influence function,  $w(\vec{r}_p, \vec{r}_s)$ . In the simplest version of the “Spot Model” (SM), the spot distribution is translationally invariant and spherically symmetric,  $w(\vec{r}_p, \vec{r}_s) = \psi(|\vec{r}_p - \vec{r}_s|)$ . For example, it could be uniform over a sphere (a “patch”),

$$\psi(r) = \begin{cases} 1 & \text{if } r < \sqrt{\frac{5}{3}}\ell \\ 0 & \text{if } r > \sqrt{\frac{5}{3}}\ell \end{cases} \quad (8)$$

or a symmetric gaussian,

$$\psi(r) = \exp\left(-\frac{3r^2}{2\ell^2}\right) \quad (9)$$

where  $\ell$  is an effective (root-mean-square) spot radius, which should be roughly three to five particle diameters.

This is the missing length scale discussed above. The spot distribution may also be asymmetric, e.g. a multivariate gaussian with a different width in each direction,

$$w(\vec{R}, \vec{r}) = e^{-\frac{(R_x - r_x)^2}{2\ell_x^2}} e^{-\frac{(R_y - r_y)^2}{2\ell_y^2}} e^{-\frac{(R_z - r_z)^2}{2\ell_z^2}} \quad (10)$$

In a highly non-uniform flow, it may also be that the spot distribution varies with position, e.g. where streamlines are converging or near a container wall.

Each spot carries a total volume of  $\alpha$  particle volumes,  $\Omega_s = \alpha \Omega_p = \alpha \left(\frac{4}{3}\pi a^3\right)$ . The VM can be recovered in the unphysical limit  $\alpha = 1$  and  $\ell = a$  of the SM, but it is much more realistic to assume  $\alpha \ll 1$  and  $\ell \gg a$  in the SM, which provides a very different conceptual picture of the statistical dynamics of drainage: *Rather than jumping individually to fill single-particle voids, nearby particles slowly flow together as a group in response to a slight excess of local volume* (versus a jammed state of random close packing).

Unlike the diffusing void model, the diffusing spot model does not couple the motion of excess volume to the jammed arrangement of particles. Therefore, the diffusion length of the spots is not constrained by the particle arrangement. In particular, spots can diffuse in the horizontal plane with an appropriate diffusion length,  $b/a \approx 2.5$ , which is much greater than of any regular lattice. Since this choice implies  $\langle \Delta \vec{x}_s^2 \rangle \approx 5\Delta z$ , spots make larger horizontal than vertical displacements. Physically, this means that a group of randomly packed particles which is caused to move by a local volume excess will shift horizontally by roughly  $2\Delta z$  for every vertical displacement of  $\Delta z$ .

Particle mixing is greatly inhibited by the sharing of spot displacements among groups of particles since, as a result, each random displacement experienced by a particle is very small and strongly correlated with its neighbors. Because it takes the passage of many spots to cause a particle to undergo a significant downward displacement, the net horizontal displacement about the mean flow direction reflects averaging over a large number of tiny random displacements. As a result, the particle diffusion length (calculated below) is much smaller than the void diffusion length, as observed in experiments.

## B. Discrete Formulation of the Model

In the discrete version of the model, which is suitable for computer simulations, spots undergo directed random walks on a lattice, whose dimensions are rescaled to set the appropriate diffusion length  $b$  for the mean flow, as illustrated in Figure 1. Spots are injected at random points in the container opening (see below). Each step in the random walk has a constant vertical displacement  $\Delta z$  and a random horizontal displacement  $\vec{x}_s$  with zero mean (e.g. with isotropic nearest-neighbor hopping probabilities on the lattice). If there is no interaction between

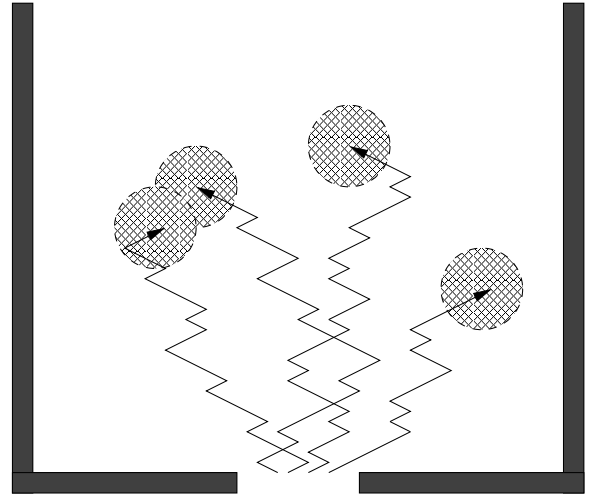


FIG. 1: “Spots” of slight excess volume undergoing directed random walks during granular drainage. Correlated groups of particles drain in the opposite direction along the random spot trajectories.

spots, then this information suffices to predict all *geometrical* properties of the steady flow (below the upper free surface) which are related to the random, spatial trajectories of particles, such as the streamlines of the mean velocity, the particle diffusion lengths, and spatial velocity correlation functions. For this purpose, spots may pass through the container one at a time or in groups.

If *temporal* information, such as the magnitude of the mean flow velocity or the diffusion constants for particle mixing in time, is desired or spots interact (see below), then the dynamics of many simultaneous spots must be considered, and a few additional parameters appear in the model. Spots are introduced randomly in space and time along the opening at the bottom of the container in order to match the mean flow rate,  $Q$ . Since each spot represents a volume of  $\alpha$  particles, groups of  $1/\alpha$  spots are introduced simultaneously in the same position to represent the dropping of single particle out of the container.

We assume that each spot then undergoes a directed continuous-time random walk on the lattice [21, 22]. The random waiting time between successive steps (e.g. given by an exponential probability density) has a finite mean  $\Delta t$ , so that each spot propagates upward like a wave with a well-defined mean vertical velocity,  $v_o = \Delta z / \Delta t$ . Due to the random waiting time between steps, however, the “wave front” of spots created at the same moment will spread vertically in time, in addition to its horizontal diffusion on the lattice. In the case of an exponential waiting time, the number of steps  $N_s(t)$  taken by a spot up to time  $t$  is a Poisson random variable with mean and variance  $t / \Delta t$ , so that the vertical diffusivity and

diffusion length of spots are

$$D_z = \frac{\text{Var}(N_s)\Delta z^2}{2\Delta t\langle N_s \rangle} = \frac{v_o\Delta z}{2} \quad (11)$$

and

$$b_z = \frac{\text{Var}(N_s)\Delta z^2}{2\Delta z\langle N_s \rangle} = \frac{\Delta z}{2} \quad (12)$$

respectively. As mentioned above, the horizontal diffusion length for spots is that of the mean flow, namely  $b$ , which can be measured easily in experiments. The vertical diffusion length of the spots,  $b_z$ , can be inferred from the experimentally observed vertical diffusion length of particles,  $b_p$  (see below).

The simple assumption that *spots are incompressible* can at least qualitatively predict flow profiles near container openings and walls. The fact the flow cannot occur until an opening is at least five particles wide follows from spot incompressibility, as long as  $\ell \approx 5a$ . In other words, spots are initially centered at positions in the container opening which are at least a distance  $\ell$  from the edge of the opening. Likewise, spots reflect off a rough wall when their centers reach a separation of  $\ell$ . The associated reduction in excess volume in a boundary layer near the wall induces a reduction in the mean flow.

The dynamics of mass influenced by the moving spots can be represented by discrete *off-lattice* particles, each of which represents the effective volume  $1/\nu_p$  of a single particle in the local random packing, where  $\nu_p(\vec{r})$  is the volume fraction of particles. Although the real particles are arranged in random packings, these effective particles can be initially placed on a regular lattice of an appropriate volume fraction in range corresponding to random jammed structures [23]. As particles move in response to spot passages, the local volume fraction fluctuates somewhat, mainly into the range of less dense unjammed structures, but substantial increases in volume fraction are not likely, due to the correlated motion of nearby groups of particles.

Each time a spot undergoes a displacement,  $\Delta\vec{r}_s$ , ending[25] at  $\vec{r}_s$ , the  $i$ th particle at  $\vec{r}_p^{(i)}$  within the interaction range experiences an opposite displacement,

$$\Delta\vec{r}_p^{(i)} = -\bar{w}(\vec{r}_p^{(i)}, \vec{r}_s)\Delta\vec{r}_s \quad (13)$$

given by the normalized spot volume distribution,

$$\bar{w}(\vec{r}_p^{(i)}, \vec{r}_s) = \frac{\alpha w(\vec{r}_p^{(i)}, \vec{r}_s)}{\sum_j w(\vec{r}_p^{(j)}, \vec{r}_s)}, \quad (14)$$

where the sum extends over all particles within the interaction range. This normalization ensures that, on average, mass is conserved globally since the total displacement of particle volume is equal and opposite to the total displacement of interstitial spot volume,

$$\sum_i \Delta\vec{r}_p^{(i)} = -\alpha\Delta\vec{r}_s. \quad (15)$$

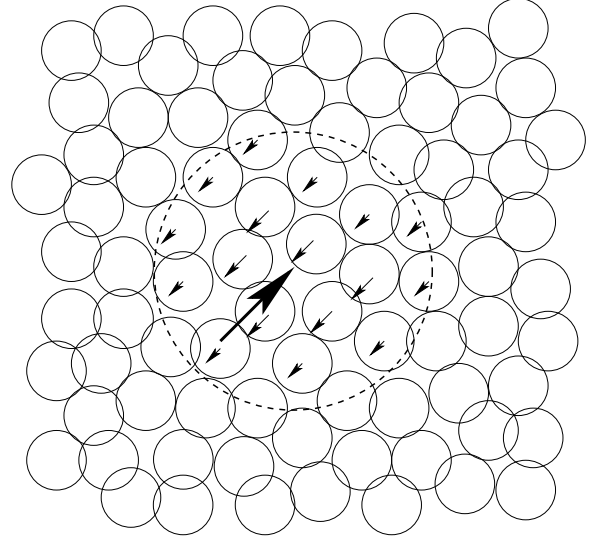


FIG. 2: Sketch of a spot (dashed circle) of slight excess volume moving through a granular medium of randomly packed hard spheres (solid circles). The spot displacement (large arrow) is divided among the enclosed particles in the opposite direction (small arrows) according to an influence function, which describes the spatial distribution of excess volume. (The excess volume and the displacements have been greatly exaggerated for clarity.)

This allows for some slight local fluctuations in total density of pots plus particles which average to zero across scales much larger than the interaction range  $\ell$ . These slight density fluctuations, which would be unacceptable for a regular, crystalline close packing of particles, are perfectly acceptable for random close packings because the volume fraction of a random close packing is not precisely defined [23], especially during dynamics when the structure is (by definition) not completely jammed. In this way, the SM removes the unphysical constraint of detailed balance at the scale of individual particles in the VM,  $\rho_v + \rho_p = \rho_{max} = \text{constant}$ , and accounts for the vast multiplicity of unjammed random packings.

### C. Continuum Limit of the Model

In order to make analytical predictions, it is more convenient to work with the continuum limit of the SM, in which spots follow trajectories of mathematical “Brownian motion” with infinitesimal random displacements. Assuming that spots move independently, the steady-state spot concentration, or expected number of spot centers per unit volume,  $\rho_s(\vec{r})$ , satisfies a diffusion equation,

$$\frac{\partial \rho_s}{\partial z} = b\nabla^2 \rho_s \quad (16)$$

with the appropriate “initial condition”, where  $\rho_s(z=0)$  is equal to a uniform distribution along the interior of

the container opening (separated by a distance  $\ell$  from the edges of the opening) and with reflecting boundary conditions,  $\hat{n} \cdot \nabla \rho_s = 0$ , at a distance  $\ell$  from each container wall.

In the continuum limit, the spot centers are Poisson-distributed according to the local concentration. In other words, the number of spots  $dn_s(\vec{r})$  in an infinitesimal volume  $d\vec{r}$  centered at  $\vec{r}$  is a Poisson random variable with mean and variance  $\rho_s(\vec{r})d\vec{r}$ . Moreover, as in an ideal gas, each spot undergoes independent, identically distributed random displacements.

The passive random dynamics of particles is much more complex than that of the spots (which cause them to move) because their random velocities are very strongly correlated. Consider an infinitesimal time interval of length  $dt$  in which the  $dn_s(\vec{r})$  spots in each infinitesimal volume  $d\vec{r}$  at  $\vec{r}$  each undergo an independent, identically distributed random horizontal displacements,  $d\vec{x}_s$ , and a constant vertical displacement  $dz = v_o dt$ . In the continuum limit, we ignore the random waiting time between spot displacements, because the continuous-time random walk of the discrete model has a finite mean waiting time  $\Delta t$ , and thus it “renormalizes” into a simple random walk with constant waiting time  $dt$ . In other words, the number of steps taken in any finite time  $t$  is very sharply distributed around  $t/dt \gg 1$ , with relative fluctuations of order  $\sqrt{dt/t} \ll 1$ .

The random displacement  $d\vec{r}_p = (d\vec{x}_p, dz_p)$  induced in a particle at  $\vec{r}_p$  by spots ending their displacements  $d\vec{r}_s = (d\vec{x}_s, dz)$  at nearby positions  $\vec{r}_s$  is given by the following *nonlocal* stochastic differential equation[26]

$$d\vec{r}_p(\vec{r}_p) = - \int dn_s(\vec{r}_s - d\vec{r}_s) \bar{w}(\vec{r}_p, \vec{r}_s) d\vec{r}_s, \quad (17)$$

where the normalized spot distribution is given by

$$\bar{w}(\vec{r}_p, \vec{r}_s) = \frac{\alpha w(\vec{r}_p, \vec{r}_s)}{\int d\vec{R}_p \rho_p(\vec{R}_p) w(\vec{R}_p, \vec{r}_s)}, \quad (18)$$

where  $\rho_p(\vec{R}_p)$  is the concentration (probability density) of particles at  $\vec{R}_p$ . Once the mean spot concentration  $\rho_s(\vec{r})$  is found by solving Eq. (16), the statistical dynamics of the particles is completely determined by Eq. (17), with an appropriate initial condition for  $\rho_p(\vec{r})$ , e.g. a uniform concentration of particles. Note that the continuum limit of particle dynamics in the VM,

$$\rho_p(\vec{r}) d\vec{r}_p(\vec{r}) = -\alpha dn_v(\vec{r} - \Delta\vec{r}_v) d\vec{r}_v, \quad (19)$$

is recovered in the (unphysical) limit where the spot distribution is completely localized,  $w(\vec{r}_p, \vec{r}_s) = \delta(\vec{r}_p - \vec{r}_s)$ .

#### D. Mean Particle Velocity

In the interior of the granular medium, the mean velocity in the SM is given by,

$$v(\vec{r}_p) = \frac{\langle dz_p \rangle}{dt} = -v_o \int d\vec{r}_s \rho_s(\vec{r}_s) \bar{w}(\vec{r}_p, \vec{r}_s) \quad (20)$$

and the mean horizontal velocity is given by

$$\vec{u}(\vec{r}_p) = \frac{\langle d\vec{x}_p \rangle}{dt} = bv_o \int d\vec{r}_s \nabla \rho_s(\vec{r}_s) \bar{w}(\vec{r}_p, \vec{r}_s). \quad (21)$$

The same mean particle flow as in the VM, Eq. (5), is recovered in the limit of large  $z$  (long “time”) where the concentration of spots is slowly varying on the scale of the correlation length  $\ell$ . Wherever the spot concentration varies more rapidly, however, e.g. near the opening at the bottom of the container or the container wall, the mean velocities predicted by the two models differ significantly.

#### E. Particle Mixing

The statistics of particle mixing can be calculated easily for a uniform flow, where the mean spot concentration  $\rho_s$  and the mean particle concentration  $\rho_p$  are constant, and the influence function  $w(0, \vec{r}_s)$  is translationally invariant. In that case, the horizontal diffusion length for the mixing of individual particles is given by,

$$b_p(\vec{r}_p) = \frac{\text{Var}(d\vec{x}_p)}{2d|\langle dz_p \rangle|} = \frac{\int d\vec{r}_s \bar{w}(0, \vec{r}_s)^2 \text{Var}(d\vec{x}_s)}{2d \int d\vec{r}_s \bar{w}(0, \vec{r}_s) dz} \quad (22)$$

which is proportional to the horizontal spot diffusion length  $b$ ,

$$\frac{b_p}{b} = \frac{\int d\vec{r}_s \bar{w}(0, \vec{r}_s)^2}{\int d\vec{r}_s \bar{w}(0, \vec{r}_s)} = \frac{\rho_p}{\alpha} \int d\vec{r}_s \bar{w}(0, \vec{r}_s)^2, \quad (23)$$

while vertical diffusion length of particles is given by,

$$b_{p,z}(\vec{r}_p) = \frac{\text{Var}(dz_p)}{2|\langle dz_p \rangle|} = \frac{\int d\vec{r}_s \bar{w}(0, \vec{r}_s)^2}{2 \int d\vec{r}_s \bar{w}(0, \vec{r}_s) dz}, \quad (24)$$

which is likewise proportional to the vertical spot diffusion length  $b_z$ ,

$$\frac{b_{p,z}}{b_z} = \frac{b_p}{b}. \quad (25)$$

The integrals in Eq. (23) can be calculated explicitly for different choices of the spot distribution to obtain analytical predictions of the particle diffusion lengths. For example, for a uniform patch, Eq. (8), we have

$$\frac{b_p}{b} = \frac{\alpha}{(R/a)^3 \nu_p} = \frac{\alpha}{(\ell/a)^3 \nu_p} \cdot \left(\frac{3}{5}\right)^{3/2} \quad (26)$$

which implies that the diffusion length of particles is smaller than that of the spots (which sets the mean flow profile) by the ratio of the relative spot volume  $\alpha$  divided by the average number of particles within the range of influence of a spot. Similarly, for a symmetric gaussian, Eq. (9), we have

$$\frac{b_p}{b} = \frac{\alpha}{(\ell/a)^3 \nu_p} \cdot \frac{1}{6\sqrt{\pi}}. \quad (27)$$

As these example illustrate, the significant reduction in particle mixing in the SM (compared to the VM) results from the fact that each particle must experience a large number of small, independent displacements induced by many passing spots before achieving the same displacement which would be caused by a single void.

### F. Spatial Velocity-Velocity Correlations

The particle diffusion lengths depend only upon the dimensionless ratio,  $\alpha/(\ell/a)^3$ , so that experiments on particle mixing cannot independently infer the parameters  $\alpha$  and  $\ell$ . This is not a problem, however, because experimental measurements of the correlation function,  $C_u(\vec{r})$ , between horizontal particle velocities at positions separated by a distance  $\vec{r}$

$$C_u(\vec{r}) = \frac{\text{Cov}(d\vec{x}_p(0), d\vec{x}_p(\vec{r}))}{\sqrt{\text{Var}(d\vec{x}_p(0))}\sqrt{\text{Var}(d\vec{x}_p(\vec{r}))}} \quad (28)$$

in a uniform flow can infer not only interaction length  $\ell$  (independent of  $\alpha$ ) but also the complete shape of spot distribution function,  $w(\vec{r}_p, \vec{r}_s)$ . With these measurements (underway in our group), the model can be fully calibrated without any unknown adjustable parameters. Therefore, all other detailed predictions of the model can be fairly tested by further experimental measurements to judge the validity of the model.

In a uniform flow, the velocity correlation coefficient  $C_u(\vec{r})$  is given by

$$C_u(\vec{r}) = \frac{\int d\vec{r}_s \bar{w}(0, \vec{r}_s) \bar{w}(\vec{r}, \vec{r}_s)}{\int d\vec{r}_s \bar{w}(0, \vec{r}_s)^2}. \quad (29)$$

which yields

$$C_u(r) = \begin{cases} \left(1 + \frac{r}{4R}\right) \left(1 - \frac{r}{2R}\right)^2 & \text{for } r \leq R \\ 0 & r > R \end{cases} \quad (30)$$

for a uniform patch,

$$C_u(r) = \exp\left(-\frac{3r^2}{2\ell^2}\right), \quad (31)$$

for a symmetric gaussian, or

$$C_u(x, y, z) = \exp\left(-\frac{x^2}{4\ell_x^2}\right) \exp\left(-\frac{y^2}{4\ell_y^2}\right) \exp\left(-\frac{z^2}{4\ell_z^2}\right) \quad (32)$$

or an asymmetric gaussian, Eq. (10). The symmetric cases are illustrated in Fig. 3. Similarly, it is straightforward to derive analytical expressions for the correlation coefficients between vertical velocity components,  $C_v(\vec{r})$ , or the full velocity vectors,  $C(\vec{r})$ .

### G. Open Mathematical Questions

In the preceding sections, we have calculated the mean flow profile, diffusion lengths, and velocity correlation

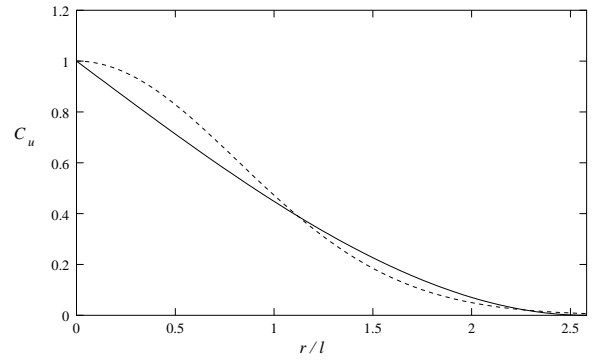


FIG. 3: Analytical prediction of the correlation coefficient between horizontal particle velocities at points separated by a distance  $r$  for the cases of uniform, bounded (solid line) and symmetric gaussian (dashed line) spot distribution functions.

functions for particles within the context of a simple version of the SM, assuming a nearly uniform distribution of particles and a very small, nearly uniform distribution of spots in the continuum limit. The analysis, however, is based on a nonlocal stochastic differential equation, Eq. (17), which requires much more study to be fully understood. Even in the “local” limit of the VM, Eq. (19), the evolution of the mean particle concentration has not been derived. (Previous work on particle dynamics the VM has simply involved computer simulations of a discrete model without any analysis of the continuum limit [17].) Therefore, determining the particle Green function for a given steady flow with a given mean spot concentration  $\rho_s(\vec{r})$  is an open mathematical question. Will an initially uniform concentration of particles maintain bounded density fluctuations, or will (unphysical) density singularities develop? Intuitively, the density should remain fairly uniform if the influence function does not have any large gradients (as in the case of a discontinuous patch distribution).

A more precise knowledge of density correlations would also be very interesting. What is the stationary pair correlation function  $g(r)$  in a uniform flow (if it exists), which gives the probability density that a particle at the origin has a neighbor at a distance  $r$ , relative to the same quantity for an ideal gas? In a real granular system,  $g(r)$  should resemble that of hard-sphere liquid, but we leave the calculation of  $g(r)$  for the SM as another open question.

## IV. DISCUSSION

### A. Extensions of the Model for Drainage

As the model is compared with experimental data, a number of modifications may be considered to possibly improve the description of granular drainage and gain further physical insight into the dynamics. For example,

a natural extension of the model would be to introduce interactions between spots. A repulsion between spots could model the possibility that the granular medium will not support excessive volume fluctuations during drainage, since particles will quickly fill any overly large interstitial space.

The dynamics of particles caused by a single spot could also be modified from the original model to include some additional random noise. Rather than causing each particle to move in the same direction, a spot displacement could also induce some internal random displacements. Any such noise, however, must be constrained to conserve global volume by requiring that the net particle displacement still be equal and opposite to the spot displacement. A potential problem with this idea, however, is that the local density of particles may fluctuate too much. This problem could be reduced by considering only correlated internal noise, such as a random small rotation of all particles superimposed on the spot-induced translations.

The model may also be extended to heterogeneous granular media in several ways. For example, there could be a different influence function for each type of particle affected by a spot; smaller particles could be given a larger weight, so that they drain more quickly than larger particles. Some randomness within each set of spot-induced displacements could also be introduced, with the constraint of global mass conservation. For example, smaller particles could be given a chance slip ahead of larger particles, as the “slip through the cracks”, as it were. At least in principle, these kinds of extensions of the model might be able to predict size segregation

phenomena [6].

## B. Possible Extensions to Other Systems

As illustrated by the case of granular drainage, the SM provides a very general theoretical framework within which to explore different kinds of collective effects in other systems with strong, localized correlations. The basic idea of a “spot of influence”, which moves (diffusively, ballistically, or otherwise) through a medium of passive particles and thereby inducing their dynamics, is useful theoretical construct because it allows collective excitations of a statistical system to be described directly, without explicitly specifying the dynamics of individual particles. The latter is very difficult in strongly interacting, disordered systems, such as liquids or glasses. Unlike gases, where particle mixing and density fluctuations can be adequately modeled by focusing on individual particles experiencing independent, random collisions, glasses are characterized by strong local correlations which may perhaps be modeled by a “gas of spots”.

## Acknowledgements

The theory presented here will be extended and compared with experiments in publications with J. Choi, A. Kudrolli, and R. Rosales. In any case, MZB gratefully acknowledges that this work arose from regular discussions of granular flow with these collaborators.

- 
- [1] H. M. Jaeger and S. R. Nagel, *Science* **255**, 1523 (1992).
  - [2] A. Mehta and G. C. Barker, *Rep. Prog. Phys.* **57**, 383 (1994).
  - [3] H. M. Jaeger, S. R. Nagel, and R. P. Behringer, *Rev. Mod. Phys.* **68**, 1259 (1996).
  - [4] R. M. Nedderman, *Statics and Kinematics of Granular Materials* (Nova Science, 1991).
  - [5] J. Duran, *Sands, Powders, and Grains: An Introduction to the Physics of Granular Materials* (Springer, 2000).
  - [6] A. Samadani, A. Pradhan, and A. Kudrolli, *Phys. Rev. E* pp. 7203–7209 (1999).
  - [7] J. Litwiniyszyn, *Bull. Acad. Pol. Sci., Ser. Sci. Tech.* **9**, 61 (1963).
  - [8] J. Mullins, *J. Appl. Phys.* **43**, 665 (1972).
  - [9] J. Mullins, *Powder Technology* **9**, 29 (1974).
  - [10] J. Mullins, *Powder Technology* **23**, 115 (1979).
  - [11] U. Tuzun and R. M. Nedderman, *Powder Technology* **23**, 257 (1979).
  - [12] R. M. Nedderman and U. Tuzun, *Powder Technology* **22**, 243 (1979).
  - [13] A. Mehta and S. F. Edwards, *Physica A* **157**, 1091 (1989).
  - [14] L. F. Cugliandolo, J. Kurchan, and L. Peliti, *Phys. Rev. E* **55**, 3898 (1997).
  - [15] H. A. Makse and J. Kurchan, *Nature* **415**, 614 (2002).
  - [16] J. Choi, A. Kudrolli, R. R. Rosales, and M. Z. Bazant, submitted for publication (2003).
  - [17] H. Caram and D. C. Hong, *Phys. Rev. Lett.* **67**, 828 (1991).
  - [18] M. Y. Choi, D. C. Hong, and Y. W. Kim, *Phys. Rev. E* **47**, 137 (1993).
  - [19] A. Medina, J. A. Córdova, E. Luna, and C. Trevino, *Physics Letters A* **220**, 111 (1998).
  - [20] A. Medina, J. Andrade, and C. Trevino, *Physics Letters A* **249**, 63 (1998).
  - [21] G. H. Weiss, *Aspects and Applications of the Random Walk* (1995).
  - [22] B. Hughes, *Random Walks and Random Environments*, vol. 1 (Oxford, 1995).
  - [23] S. Torquato, T. M. Truskett, and P. G. Debenedetti, *Phys. Rev. Lett.* **84**, 2064 (2000).
  - [24] In a nonuniform flow, there is a mean horizontal particle displacement,  $\langle \vec{x}_p \rangle \neq 0$ , and a decrease in  $b_p$  due to void concentration gradients.
  - [25] This is a subtle point related to *causality*: A particle cannot move until the excess volume carried by a spot arrives at its position, i.e. at the end of the spot displacement.
  - [26] I still need to clarify what exactly I mean by this, in a formal sense, but it suffices to calculate the statistical dynamics of particles in a uniform flow.